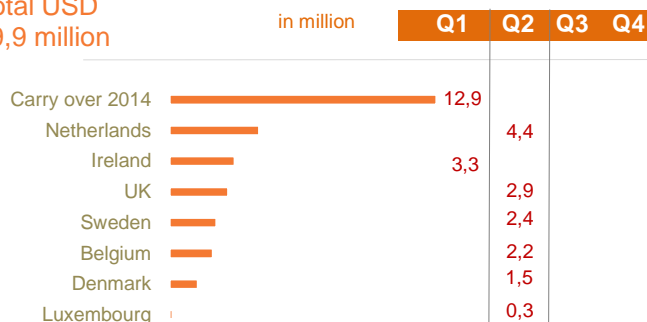


During the second quarter, the security situation remained relatively stable enabling partners to carry out the humanitarian activities funded by the CHF without any major hindrance. Donors' contributions have increased from 3.3 to 17 million US dollars leading to a total amount of 29.9 million in funding since the beginning of the year. This level of contribution at this time of year is pretty similar to the level of funding at the same time in 2014, thanks to the ongoing renewed support of most donors who funded the CHF in 2014. Further to allocating 9.5 million in the first quarter, an additional 4.5 million has been allocated during this quarter through the reserve mechanism. In April, 1.5 million has been allocated to support the return of IDPS from M'Poko site in Bangui. In May, funding has been allocated (1million) to purchase seeds to contribute to the planting season's campaign, avoid NFI pipeline break for the Rapid Response Mechanism (RRM-1 million) and provide 'gap filling' funding to allow existing projects close to completion carry out critical humanitarian activities (0.75 million). This last mechanism has been developed as a pilot initiative to explore new ways to increase the rapidity in allocating CHF funding. Lastly, funding has been allocated to support CCCM activities in Kaga Bandoro and Bambari (0.2 million). Mid-June, the CHF Advisory Board has approved the launch of the second standard allocation.

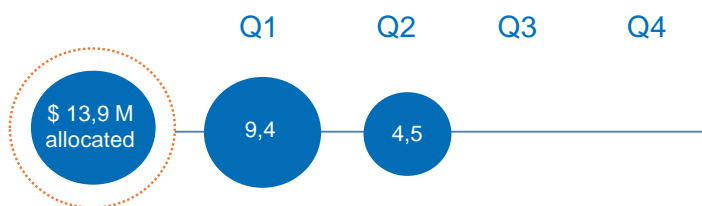
Contributions 2015

Total USD
29,9 million



Allocations 2015 by quarter (Q)

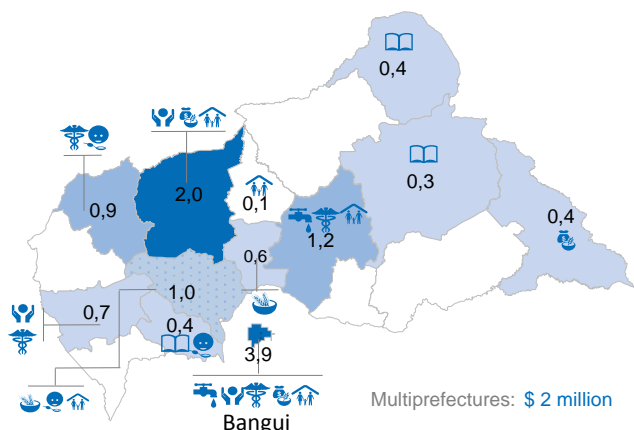
Allocation Standard (SA): 8,9 million ; Reserve: 5 million



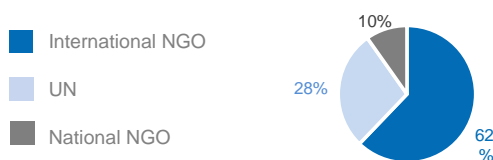
Details on the allocations

Since the beginning of 2015, 34 projects have been funded by the CHF. 22 projects amounting 8.9 million were funded within the first standard allocation, and 12 projects totalling 5 million under the reserve modality. 24 humanitarian partners have received CHF funding since the beginning of the year.

Allocations by prefecture (in million USD)



Allocations by type of organizations



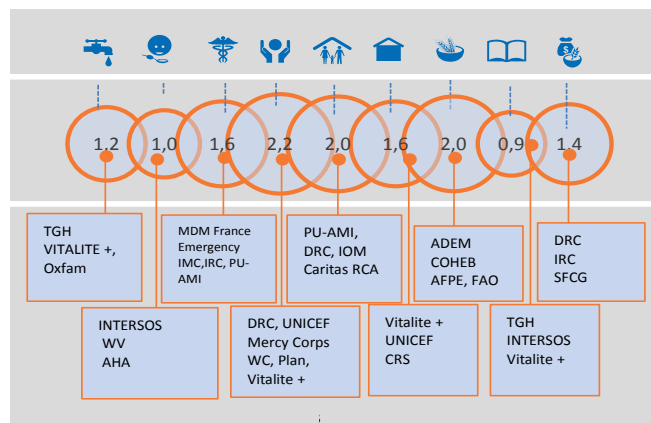
Source: FTS, MPTF, CHF

Update date: 18 Aug. 2015. For more details contact:

Francois Goemans, OCHA Head of Office, goemans@un.org

Anne-Sophie Le Beux, CHF-CAR Manager a.i., lebeux@un.org

Allocations by implementing partner and by cluster



Beneficiaries and gender marker by cluster

Cluster	Beneficiaries	Gender Marker *
Health	219 163	5X 2a
WASH	162 514	1X 1 1X 2a 1X 2b
Nutrition	158 747	1X 1 2X 2a
**CCCM	136 100	1X 1 2X 2a 2X 2b
Shelter & NFI	131 500	2X 1
Food Security	112 900	3X 2a 1X 2b
Protection	55 270	1X 1 3X 2a 2X 2b
***LCS	27 020	3X 2a
Education	18 360	1X 1 2X 2a

**CCCM: Camp Coordination and Camp Management
***LCS: Livelihoods and Community Stabilisation

Fund management

During this quarter, the Advisory Board met twice. The first meeting took place in May to approve the funding to be allocated under the reserve and the second in June to approve the allocation strategy paper and launch the second standard allocation. The allocation documents can be accessed on the CHF website. For this second allocation, a partners' performance index has been developed and implemented in line with the CBPF global guidelines, in addition the CHF has joined the recently formed Protection Mainstreaming Working Group to strengthen this aspect in projects' design and implementation. Training sessions on how to apply to CHF funding have been organised as well as 'clinics' on a bi-weekly basis to accompany partners in the use of the online submission system (GMS).

On the monitoring and evaluation side, the report of the independent evaluation of the CHF CAR has been finalised and disseminated to the CHF's stakeholders. This report will soon be available on the OCHA website. Monitoring activities have moved forward with an additional 11 projects visited during this quarter. Visits focused on project funded in 2014 and 2015. For the latter, a short survey has been organised to take stock of the effective start of projects. During this quarter, the audit exercise of 2014 projects has been concluded and the process to follow-up on recommendations has started. The Netherlands, Sweden, Switzerland and the United Kingdom have visited CAR and the CHF during this quarter.

Monitoring and reporting

	RE 2014	SA 2014	SA 2015	RE 2015
Number of projects	10	50	22	7
Number of projects visited	4	17	3	1
Number of final reports/reports due	5/6	31/38	-	-