



*Empowered lives.  
Resilient nations.*

# **Consolidated Annual Financial Report of the Administrative Agent under the Afghanistan Humanitarian Fund**

## **Report of the Administrative Agent of the Afghanistan Humanitarian Fund for the period 1 January to 31 December 2015**

Multi-Partner Trust Fund Office  
United Nations Development Programme  
[GATEWAY: http://mptf.undp.org](http://mptf.undp.org)

13 May 2016

## PARTICIPATING ORGANIZATIONS



International Organization for Migration (IOM)



UN Office for the coordination of Humanitarian Affairs (OCHA)



United Nations Population Fund (UNFPA)



United Nations High Commissioner for Refugees (UNHCR)



United Nations Children's Fund (UNICEF)



World Food Programme (WFP)



World Health Organization (WHO)

## CONTRIBUTORS



Australia



Denmark



Department for International Development (DFID)



Germany



Norway



Republic of Korea



Swedish International Development Cooperation Agency (Sida)



UN Office for the Coordination of Humanitarian Affairs (OCHA)

## DEFINITIONS

### **Approved Project/Programme**

A project/programme including budget, etc., that is approved by the Humanitarian Coordinator for fund allocation purposes.

### **Contributor Commitment**

Amount(s) committed by a donor to a Fund in a signed Standard Administrative Arrangement with the UNDP Multi-Partner Trust Fund Office (MPTF Office), in its capacity as the Administrative Agent. A commitment may be paid or pending payment.

### **Contributor Deposit**

Cash deposit received by the MPTF Office for the Fund from a contributor in accordance with a signed Standard Administrative Arrangement.

### **Delivery Rate**

The percentage of funds that have been utilized, calculated by comparing expenditures reported by a Participating Organization against the 'net funded amount'.

### **Indirect Support Costs**

A general cost that cannot be directly related to any particular programme or activity of the Participating Organizations. UNDG policy establishes a fixed indirect cost rate of 7% of programmable costs.

### **Managing Agent**

The Participating UN Organization (e.g., UNDP or OCHA) that has signed the MOU and performs an oversight function vis-à-vis NGOs receiving funding. The Managing Agent has the same obligations as any other PUNO signing the MOU, including for reporting.

### **Net Funded Amount**

Amount transferred to a Participating Organization less any refunds transferred back to the MPTF Office by a Participating Organization.

### **Participating Organization**

A UN Organization or other inter-governmental Organization that is an implementing partner in a Fund, as represented by signing a Memorandum of Understanding (MOU) with the MPTF Office for a particular Fund.

### **Project Expenditure**

The sum of expenses and/or expenditure reported by all Participating Organizations for a Fund irrespective of which basis of accounting each Participating Organization follows for donor reporting.

### **Project Financial Closure**

A project or programme is considered financially closed when all financial obligations of an operationally completed project or programme have been settled, and no further financial charges may be incurred.

### **Project Operational Closure**

A project or programme is considered operationally closed when all programmatic activities for which Participating Organization(s) received funding have been completed.

### **Project Start Date**

Date of transfer of first instalment from the MPTF Office to the Participating Organization.

### **Total Approved Budget**

This represents the cumulative amount of allocations approved by the Humanitarian Coordinator.

### **US Dollar Amount**

The financial data in the report is recorded in US Dollars and due to rounding off of numbers, the totals may not add up.

**TABLE OF CONTENTS**

Introduction .....	5
1. Sources and Uses of Funds .....	6
2. Donor Contributions .....	7
3. Interest Earned .....	8
4. Transfer of Funds .....	9
5. Expenditure and Financial Delivery Rates .....	11
6. Cost Recovery .....	16
7. Accountability and Transparency .....	16
8. Direct Costs .....	16

## INTRODUCTION

This Consolidated Annual Financial Report of the Afghanistan Humanitarian Fund is prepared by the United Nations Development Programme (UNDP) Multi-Partner Trust Fund Office (MPTF Office) in fulfillment of its obligations as Administrative Agent, as per the Terms of Reference (TOR), the Memorandum of Understanding (MOU) signed between the UNDP MPTF Office and the Participating Organizations, and the Standard Administrative Arrangement (SAA) signed with contributors.

The MPTF Office, as Administrative Agent, is responsible for concluding an MOU with Participating Organizations and SAAs with contributors. It receives, administers and

manages contributions, and disburses these funds to the Participating Organizations. The Administrative Agent prepares and submits annual consolidated financial reports, as well as regular financial statements, for transmission to contributors.

This consolidated financial report covers the period 1 January to 31 December 2015 and provides financial data on progress made in the implementation of projects of the Afghanistan Humanitarian Fund. It is posted on the MPTF Office GATEWAY (<http://mptf.undp.org/factsheet/fund/HAF10>).

The financial data in the report is recorded in US Dollars and due to rounding off of numbers, the totals may not add up.

## 2015 FINANCIAL PERFORMANCE

This chapter presents financial data and analysis of the Afghanistan Humanitarian Fund using the pass-through funding modality as of 31 December 2015. Financial information for this Fund is also available on the MPTF Office GATEWAY, at the following address:

<http://mptf.undp.org/factsheet/fund/HAF10>.

### 1. SOURCES AND USES OF FUNDS

As of 31 December 2015, 8 contributors have deposited US\$ 84,625,197 in contributions and US\$ 74,129 has been earned in interest,

bringing the cumulative source of funds to US\$ 84,699,326

Of this amount, US\$ 70,849,335 has been transferred to 7 Participating Organizations, of which US\$ 46,081,117 has been reported as expenditure. The Administrative Agent fee has been charged at the approved rate of 1% on deposits and amounts to US\$ 846,252. Table 1 provides an overview of the overall sources, uses, and balance of the Afghanistan Humanitarian Fund as of 31 December 2015.

**Table 1. Financial Overview, as of 31 December 2015 (in US Dollars)**

	Annual 2014	Annual 2015	Cumulative
<b>Sources of Funds</b>			
Gross Contributions	46,650,753	37,974,444	84,625,197
Fund Earned Interest and Investment Income	21,291	52,839	74,129
Interest Income received from Participating Organizations	-	-	-
Refunds by Administrative Agent to Contributors	-	-	-
Fund balance transferred to another MDTF	-	-	-
Other Revenues	-	-	-
<b>Total: Sources of Funds</b>	<b>46,672,043</b>	<b>38,027,283</b>	<b>84,699,326</b>
<b>Use of Funds</b>			
Transfers to Participating Organizations	29,579,633	41,269,702	70,849,335
Refunds received from Participating Organizations	-	-	-
<b>Net Funded Amount to Participating Organizations</b>	<b>29,579,633</b>	<b>41,269,702</b>	<b>70,849,335</b>
Administrative Agent Fees	466,508	379,744	846,252
Direct Costs: (Steering Committee, Secretariat...etc.)	1,535,994	1,004,057	2,540,051
Bank Charges	443	475	917
Other Expenditures	-	-	-
<b>Total: Uses of Funds</b>	<b>31,582,577</b>	<b>42,653,978</b>	<b>74,236,555</b>
<b>Change in Fund cash balance with Administrative Agent</b>	<b>15,089,466</b>	<b>(4,626,696)</b>	<b>10,462,771</b>
Opening Fund balance (1 January)	-	15,089,466	-
<b>Closing Fund balance (31 December)</b>	<b>15,089,466</b>	<b>10,462,771</b>	<b>10,462,771</b>
Net Funded Amount to Participating Organizations	29,579,633	41,269,702	70,849,335
Participating Organizations' Expenditure	19,962,806	26,118,310	46,081,117
<b>Balance of Funds with Participating Organizations</b>			<b>24,768,219</b>

## 2. DONOR CONTRIBUTIONS

Table 2 provides information on cumulative contributions received from all contributors to this Fund as of 31 December 2015.

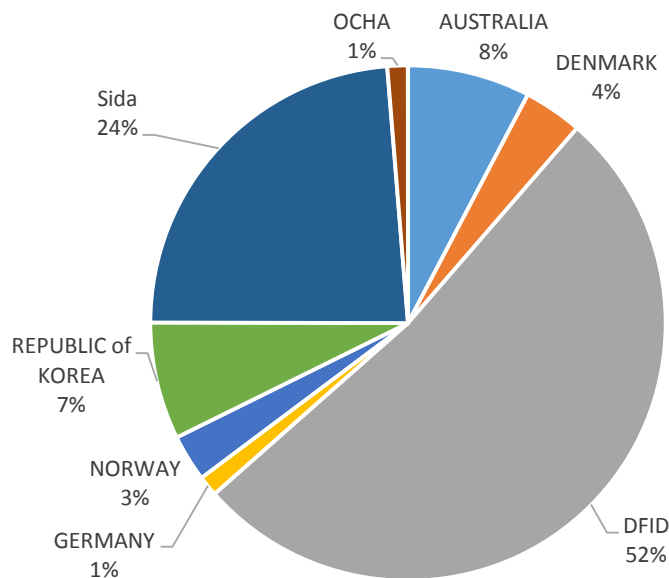
The Afghanistan Humanitarian Fund is currently being financed by 8 contributors that have signed SAAs, namely the Governments of Australia, Denmark, Republic of Korea, Germany, Norway,

the Swedish International Development Cooperation Agency (Sida), the Department for International Development (DFID) and the UN Office for the Coordination of Humanitarian Affairs (OCHA). In 2015, the Afghanistan Humanitarian Fund received US\$ 37.97 million in contributions, bringing the total fund contributions to US\$ 84.63 million.

**Table 2. Donor Deposits, as of 31 December 2015 (in US Dollars)**

Contributors	Prior Years as of 31-Dec-2014	Current Year Jan-Dec-2015	Total
Australia	371,040	6,143,619	6,514,659
Denmark	-	3,116,236	3,116,236
Department for International Development (DFID)	25,881,600	18,222,600	44,104,200
Germany	-	1,070,300	1,070,300
Norway	1,340,483	1,147,959	2,488,442
Republic of Korea	6,000,000	200,000	6,200,000
Swedish International Development Cooperation Agency (Sida)	11,970,400	8,073,730	20,044,130
UN Office for the Coordination of Humanitarian Affairs (OCHA)	1,087,231	-	1,087,231
<b>Grand Total</b>	<b>46,650,753</b>	<b>37,974,444</b>	<b>84,625,197</b>

**Figure 1: Deposits by contributor, cumulative as of 31 December 2015**



### 3. INTEREST EARNED

Interest income is earned in two ways: 1) on the balance of funds held by the Administrative Agent ('Fund earned interest'), and 2) on the balance of funds held by the Participating Organizations ('Agency earned interest') where their Financial Regulations and Rules allow return of interest

to the AA. As of 31 December 2015, Fund earned interest amounts to US\$ 74,129 and there was no interest received from Participating Organizations. Details are provided in the table below.

**Table 3. Sources of Interest and Investment Income, as of 31 December 2015 (in US Dollars)**

Interest Earned	Prior Years as of 31-Dec-2014	Current Year Jan-Dec-2015	Total
<b>Administrative Agent</b>			
Fund Earned Interest and Investment Income	21,291	52,839	74,129
<b>Total: Fund Earned Interest</b>	<b>21,291</b>	<b>52,839</b>	<b>74,129</b>
<b>Participating Organization</b>			
<b>Total: Agency earned interest</b>			
<b>Grand Total</b>	<b>21,291</b>	<b>52,839</b>	<b>74,129</b>



#### 4. TRANSFER OF FUNDS

With the overall aim of improving the timeliness and coherence of the humanitarian response, improving needs assessment and addressing the prioritized needs and gaps outlined within the Humanitarian Response Plan, upon decision of the Humanitarian Coordinator transfers of funds were made to projects in 8 Clusters of the Afghanistan Humanitarian Fund, namely: Coordination, Food Security, Health, Nutrition, Protection, Shelter and Non-Food Items (NFIs), Multisectoral and Water, Sanitation and Hygiene (WASH). 7 Participating Organizations have signed the MOU for the Afghanistan Humanitarian Fund since its inception in March 2014.

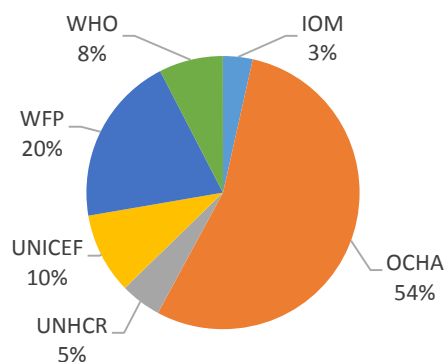
In 2015 the Administrative Agent, based on the approval of the Humanitarian Coordinator, transferred US\$ 41.2697 million to six Participating Organizations, bringing the total cumulative amount transferred to US\$ 70,849,335 to 7 Participating Organizations (see list below). Table 4.1 provides additional information on the refunds received by the MPTF Office, and the net funded amount for each of the Participating Organizations. OCHA serves as a Managing Agent for funds approved by the Humanitarian Coordinator for implementation by NGOs. As shown in Table 4.1 and Figure 2, in 2015 OCHA as a Managing Agent for NGO projects received the largest share of funding (US\$ 22.44 million or 54 percent), followed by WFP (US\$ 8.3 million or 20 percent), UNICEF (US\$ 3.94 million or 10 percent) and others.

#### 4.1 TRANSFER BY PARTICIPATING ORGANIZATION

**Table 4.1 Transfer, Refund, and Net Funded Amount by Participating Organization, as of 31 December 2015 (in US Dollars)**

Participating Organization	Prior Years as of 31-Dec-2014			Current Year Jan-Dec-2015			Total		
	Transfers	Refunds	Net Funded	Transfers	Refunds	Net Funded	Transfers	Refunds	Net Funded
IOM				1,449,983		1,449,983	1,449,983		1,449,983
NGO/OCHA	11,822,975		11,822,975	22,441,531		22,441,531	34,264,506		34,264,506
UNFPA	395,590		395,590				395,590		395,590
UNHCR				2,000,115		2,000,115	2,000,115		2,000,115
UNICEF	5,330,879		5,330,879	3,943,077		3,943,077	9,273,956		9,273,956
WFP	7,505,681		7,505,681	8,295,066		8,295,066	15,800,747		15,800,747
WHO	4,524,509		4,524,509	3,139,930		3,139,930	7,664,440		7,664,440
<b>Grand Total</b>	<b>29,579,633</b>		<b>29,579,633</b>	<b>41,269,702</b>		<b>41,269,702</b>	<b>70,849,335</b>		<b>70,849,335</b>

**Figure 2: Net funded amount by Participating Organization for the period of 1 January to 31 December 2015**



#### 4.2. TRANSFER BY CLUSTER

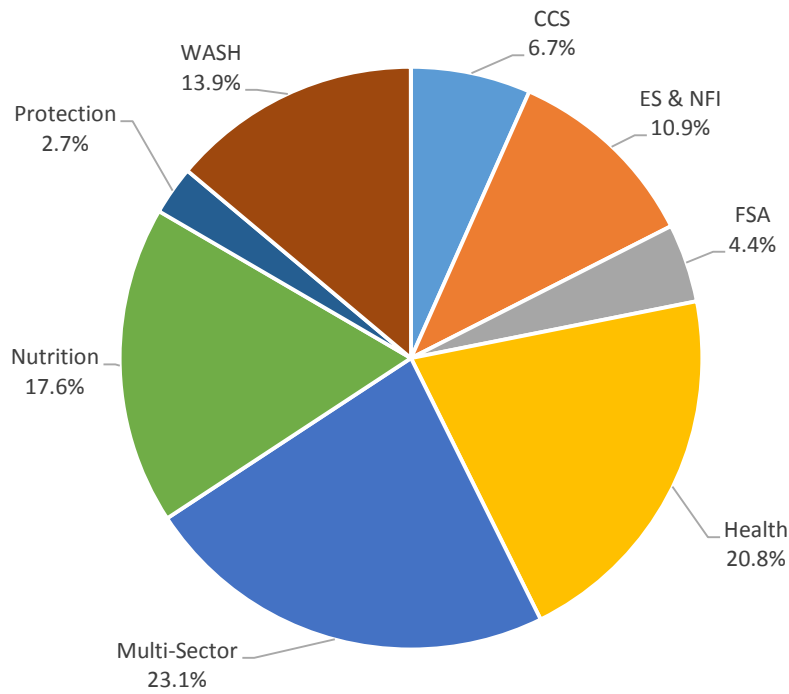
The Afghanistan Humanitarian Fund has the following 8 clusters: Coordination and Common Services, Food Security Agriculture, Health, Nutrition, Protection, Emergency Shelter and Non-Food Items (NFIs), Multi-Sector and Water, and Sanitation and Hygiene (WASH). Table 4.2 shows the total approved funding by Cluster.

As shown in Figure 3, in 2015, the Clusters receiving the largest share of transfers were: Multi-Sector (23.1%), Health (20.8%), and Nutrition (17.6%).

**Table 4.2 Cumulative net funded amount by Cluster as of 31 December 2015 (in US Dollars)**

Clusters	Cumulative Net Funded Amount
Coordination & Common Services	5,746,042
Emergency Shelter and Non-Food Items (NFIs)	5,212,993
Food Security Agriculture	1,797,877
Health	17,707,384
Multi-Sector	10,366,178
Nutrition	23,168,736
Protection	1,115,240
Water, Sanitation and Hygiene (WASH)	5,734,885
<b>Total:</b>	<b>70,849,335</b>

**Figure 3: Net Funded Amounts by Cluster for the Year 2015**



## 5. EXPENDITURE AND FINANCIAL DELIVERY RATES

All final expenditures reported for the year 2015 were submitted by the Headquarters of the Participating Organizations. These were consolidated by the MPTF Office. Project expenditures are incurred and monitored by each Participating Organization, and are reported as per the agreed upon categories for inter-agency harmonized reporting. The reported expenditures were submitted via UNEX - the MPTF Office's expenditure reporting tool. The 2015 expenditure data has been posted on the MPTF on the MPTF Office GATEWAY at

<http://mptf.undp.org/factsheet/fund/HAF10>.

## 5.1 EXPENDITURE REPORTED BY PARTICIPATING ORGANIZATION

In 2015, US\$ 41.27 million was transferred to Participating Organizations, and US\$ 26.12 million was reported in expenditure. As shown in table below, the cumulative net funded amount is US\$ 70,849,335 and cumulative expenditures reported by the Participating Organizations amount to US\$ 46,081,117. This equates to an overall Fund expenditure delivery rate of 65 percent. When interpreting this delivery rate it is important to note that 37 percent (US\$ 15.22 million) of all the 2015 funds were transferred between September and December, and no financial reporting was required for these projects in 2015.

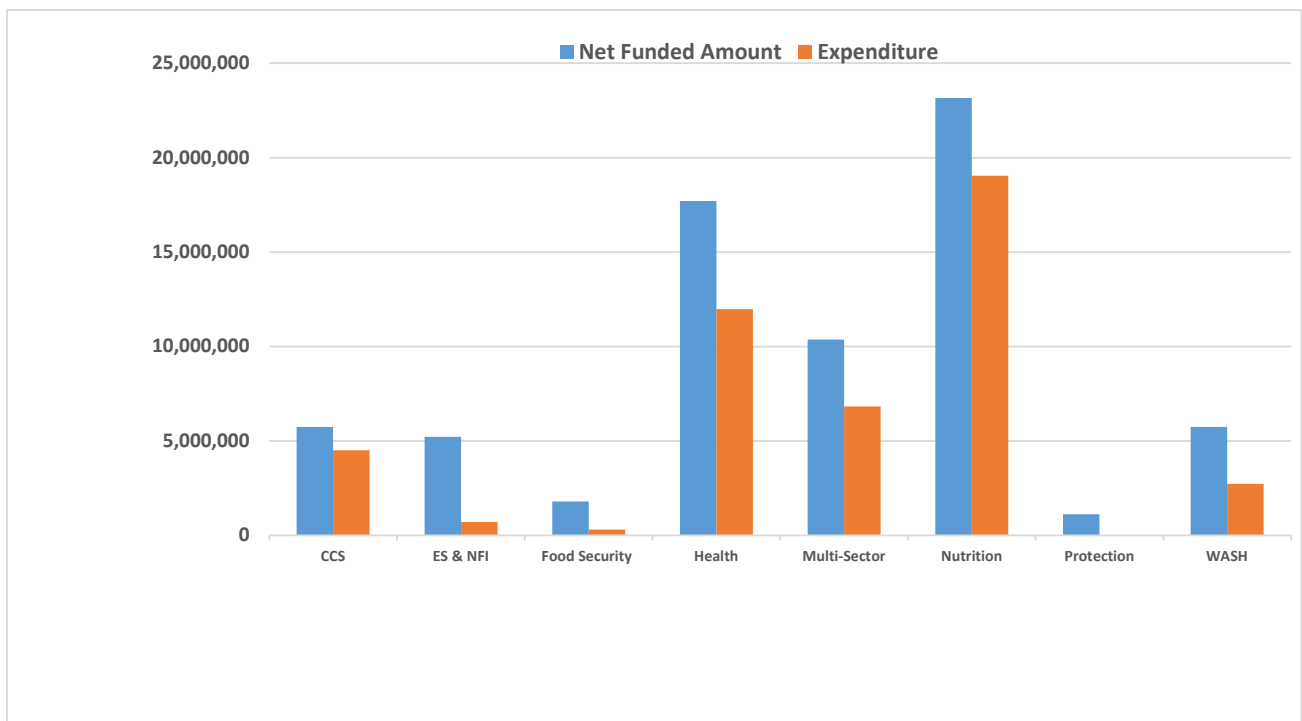
**Table 5.1a. Net Funded Amount, Reported Expenditure, and Financial Delivery by Participating Organization, as of 31 December 2015 (in US Dollars)**

Participating Organization	Current Year Jan-Dec 2015		Total		Delivery Rate %
	Net Funded Amount	Expenditure	Net Funded Amount	Expenditure	
IOM	1,449,983	977,428	1,449,983	977,428	67.41
NGO/OCHA	22,441,531	8,111,229	34,264,506	17,521,175	51.14
UNFPA		94,974	395,590	389,976	98.58
UNHCR	2,000,115	700,117	2,000,115	700,117	35.00
UNICEF	3,943,077	3,436,322	9,273,956	7,179,544	77.42
WFP	8,295,066	8,162,356	15,800,747	13,516,058	85.54
WHO	3,139,930	4,635,884	7,664,440	5,796,819	75.63
<b>Total</b>	<b>41,269,702</b>	<b>26,118,310</b>	<b>70,849,335</b>	<b>46,081,117</b>	<b>65.04</b>

**Table 5.1b: Expenditure with breakdown by Cluster (in US Dollars)**

Country/Cluster	Current Year Jan-Dec-2015		Total		Delivery Rate %
	Net Funded Amount	Expenditure	Net Funded Amount	Expenditure	
<b>Afghanistan</b>					
Coordination & Common Services	2,746,042	1,505,933	5,746,042	4,505,933	78.42
Emergency Shelter and Non-Food	4,481,528		5,212,993	703,364	13.49
Food Security Agriculture	1,797,877	291,414	1,797,877	291,414	16.21
Health	8,578,886	5,834,078	17,707,384	11,974,486	67.62
Multi-Sector	9,534,214	6,828,086	10,366,178	6,828,086	65.87
Nutrition	7,281,030	8,928,062	23,168,736	19,047,096	82.21
Protection	1,115,240		1,115,240		0
Water, Sanitation and Hygiene	5,734,885	2,730,737	5,734,885	2,730,737	47.62
<b>Afghanistan Total:</b>	<b>41,269,702</b>	<b>26,118,310</b>	<b>70,849,335</b>	<b>46,081,117</b>	<b>65.04</b>
<b>Grand Total:</b>	<b>41,269,702</b>	<b>26,118,310</b>	<b>70,849,335</b>	<b>46,081,117</b>	<b>65.04</b>

**Figure 4: Cumulative Net Funded Amount and Expenditure with Breakdown by Cluster**



## 5.2 EXPENDITURE BY PROJECT

Table 5.2 displays the net funded amounts, expenditures reported and the financial delivery rates by Project and Participating Organization within the clusters.

**Table 5.2 Expenditure by Project within Cluster, as of 31 December 2015 (in US Dollars)**

Cluster / Project No. and Project Title		Participating Organization	Total Approved Amount	Net Funded Amount	Total Expenditure	Delivery Rate %
<b>Coordination &amp; Common Services</b>						
00092186	CHF AFG Coord. and Comm. Serv.	WFP	3,000,000	3,000,000	3,000,000	100.00
00093431	CHF AFG Coordination and Commo	WFP	2,746,042	2,746,042	1,505,933	54.84
<b>Coordination &amp; Common Services: Total</b>			<b>5,746,042</b>	<b>5,746,042</b>	<b>4,505,933</b>	<b>78.42</b>
<b>Emergency Shelter and Non-Food</b>						
00092826	CHF AFG ES and Non-Food Items/	NGO/OCHA	731,465	731,465	703,364	96.16
00096969	CHF AFG ES and Non-Food Items/	NGO/OCHA	1,548,220	1,548,220		0
00097196	CHF AFG ES and Non-Food Items/	NGO/OCHA	2,933,308	2,933,308		0
<b>Emergency Shelter and Non-Food: Total</b>			<b>5,212,993</b>	<b>5,212,993</b>	<b>703,364</b>	<b>13.49</b>
<b>Food Security Agriculture</b>						
00096970	CHF AFG FS and Agriculture/201	NGO/OCHA	1,797,877	1,797,877	291,414	16.21
<b>Food Security Agriculture: Total</b>			<b>1,797,877</b>	<b>1,797,877</b>	<b>291,414</b>	<b>16.21</b>
<b>Health</b>						
00090665	CHF AFG HEALTH/2014-1/OCHA-NGO	NGO/OCHA	4,853,006	4,853,006	4,684,472	96.53
00090667	CHF AFG HEALTH/2014-1/UN Agenc	UNFPA	395,590	395,590	389,976	98.58
00090667	CHF AFG HEALTH/2014-1/UN Agenc	WHO	3,879,903	3,879,903	3,877,926	99.95
00095146	CHF AFG HEALTH/2015-1/OCHA-NGO	NGO/OCHA	5,749,240	5,749,240	1,897,489	33.00
00095147	CHF AFG HEALTH/2015-1/UN Agenc	WHO	2,829,647	2,829,647	1,124,623	39.74
<b>Health: Total</b>			<b>17,707,384</b>	<b>17,707,384</b>	<b>11,974,486</b>	<b>67.62</b>
<b>Multi-Sector</b>						
00093156	CHF AFG MULTI-SECTOR 2014-1/NG	NGO/OCHA	831,964	831,964	816,652	98.16
00093432	CHF AFG MULTI-SECTOR 2015-1/UN	IOM	1,449,983	1,449,983	977,428	67.41
00093432	CHF AFG MULTI-SECTOR 2015-1/UN	UNHCR	2,000,115	2,000,115	700,117	35.00
00093432	CHF AFG MULTI-SECTOR 2015-1/UN	WFP	2,449,008	2,449,008	2,449,008	100.00
00095155	CHF AFG MULTI-SECTOR 2015-1/OC	NGO/OCHA	3,635,109	3,635,109	1,884,881	51.85
<b>Multi-Sector: Total</b>			<b>10,366,178</b>	<b>10,366,178</b>	<b>6,828,086</b>	<b>65.87</b>
<b>Nutrition</b>						
00090666	CHF AFG NUTRITION/2014-1/OCHA-	NGO/OCHA	5,406,540	5,406,540	4,627,844	85.60
00090899	CHF AFG NUTRITION/2014-1/UN Ag	UNICEF	5,330,879	5,330,879	5,334,538	100.07

00090899	CHF AFG NUTRITION/2014-1/UN Ag	WFP	4,505,681	4,505,681	4,317,452	95.82
00090899	CHF AFG NUTRITION/2014-1/UN Ag	WHO	644,607	644,607	595,306	92.35
00095156	CHF AFG NUTRITION/2015-1/OCHA-	NGO/OCHA	1,079,748	1,079,748	365,803	33.88
00095157	CHF AFG NUTRITION/2015-1/UN Ag	UNICEF	3,101,265	3,101,265	1,562,488	50.38
00095157	CHF AFG NUTRITION/2015-1/UN Ag	WFP	3,100,016	3,100,016	2,243,665	72.38
<b>Nutrition: Total</b>			<b>23,168,736</b>	<b>23,168,736</b>	<b>19,047,096</b>	<b>82.21</b>

<b>Protection</b>						
00096971	CHF AFG Protection/2015-1/OCHA	NGO/OCHA	1,115,240	1,115,240		0
<b>Protection: Total</b>			<b>1,115,240</b>	<b>1,115,240</b>		<b>0</b>

<b>Water, Sanitation and Hygiene</b>						
00095158	CHF AFG WASH/2015-1/OCHA-NGO	NGO/OCHA	4,582,790	4,582,790	2,249,255	49.08
00095169	CHF AFG WASH/2015-1/UN Agency	UNICEF	841,812	841,812	282,518	33.56
00095169	CHF AFG WASH/2015-1/UN Agency	WHO	310,284	310,284	198,964	64.12
<b>Water, Sanitation and Hygiene: Total</b>			<b>5,734,885</b>	<b>5,734,885</b>	<b>2,730,737</b>	<b>47.62</b>

<b>Grand Total</b>			<b>70,849,335</b>	<b>70,849,335</b>	<b>46,081,117</b>	<b>65.04</b>
--------------------	--	--	-------------------	-------------------	-------------------	--------------

### 5.3 EXPENDITURE REPORTED BY CATEGORY

Project expenditures are incurred and monitored by each Participating Organization and are reported as per the agreed categories for inter-agency harmonized reporting.

Table 5.3 reflects expenditure reported in the following UNDG expense categories:

**2012 CEB Expense Categories**

1. Staff and personnel costs
2. Supplies, commodities and materials
3. Equipment, vehicles, furniture and depreciation
4. Contractual services
5. Travel
6. Transfers and grants
7. General operating expenses
8. Indirect costs

**Table 5.3. Expenditure by UNDG Budget Category, as of 31 December 2015 (in US Dollars)**

Category	Expenditure			Percentage of Total Programme Cost
	Prior Years as of 31-Dec-2014	Current Year Jan-Dec-2015	Total	
Staff & Personnel Cost (New)	4,917,686	1,717,957	6,635,642	15.51
Suppl, Comm, Materials (New)	7,403,733	8,610,716	16,014,449	37.44
Equip, Veh, Furn, Depn (New)	636,246	218,151	854,397	2.00
Contractual Services (New)	3,872,701	3,091,704	6,964,405	16.28
Travel (New)	360,739	193,746	554,485	1.30
Transfers and Grants (New)	256,938	1,248,775	1,505,713	3.52
General Operating (New)	1,219,830	9,028,713	10,248,543	23.96
<b>Programme Costs Total</b>	<b>18,667,873</b>	<b>24,109,761</b>	<b>42,777,635</b>	<b>100.00</b>
<sup>1</sup> Indirect Support Costs Total	1,294,933	2,008,549	3,303,482	7.72
<b>Total</b>	<b>19,962,806</b>	<b>26,118,310</b>	<b>46,081,117</b>	

<sup>1</sup> Indirect Support Costs charged by Participating Organization, based on their financial regulations, can be deducted upfront or at a later stage during implementation. The percentage may therefore appear to exceed the 7% agreed-upon for on-going projects. Once projects are financially closed, this number is not to exceed 7%.

## 6. COST RECOVERY

Cost recovery policies for the Fund are guided by the applicable provisions of the Terms of Reference, the MOU concluded between the Administrative Agent and Participating Organizations, and the SAAs concluded between the Administrative Agent and Contributors, based on rates approved by UNDG.

The policies in place, as of 31 December 2015, were as follows:

- The Administrative Agent (AA) fee: one percent is charged at the time of contributor deposit and covers services provided on that contribution for the entire duration of the Fund. In the reporting period US\$ 379,744 was deducted in AA-fees. Cumulatively, as of 31 December 2015, US\$ 846,252 has been charged in AA-fees.
- Indirect Costs of Participating Organizations: Participating Organizations may charge seven percent indirect costs. In the current reporting period US\$ 2,008,549 was deducted in indirect costs by Participating Organizations. Cumulatively, indirect costs amount to US\$ 3,303,482 as of 31 December 2015.

## 7. ACCOUNTABILITY AND TRANSPARENCY

In order to effectively provide fund administration services and facilitate monitoring and reporting to the UN system and its partners, the MPTF Office has developed a public website, the MPTF Office GATEWAY (<http://mptf.undp.org>). Refreshed in real time every two hours from an internal enterprise resource planning system, the MPTF Office GATEWAY has become a standard setter for providing transparent and accountable trust fund administration services.

The GATEWAY provides financial information including: contributor commitments and deposits, approved programme budgets, transfers to and expenditures reported by Participating Organizations, interest income and other expenses. In addition, the GATEWAY provides an overview of the MPTF Office portfolio and extensive information on individual Funds, including their purpose, governance structure and key documents. By providing easy access to the growing number of narrative and financial reports, as well as related project documents, the GATEWAY collects and preserves important institutional knowledge and facilitates knowledge sharing and management among UN Organizations and their development partners, thereby contributing to UN coherence and development effectiveness.

## 8. DIRECT COSTS

The Fund governance mechanism may approve an allocation to a Participating Organization to cover costs associated with Secretariat services and overall coordination, as well as Fund level reviews and evaluations. These allocations are referred to as 'direct costs'. In 2015, direct costs amounted to US\$ 1,611,842. Table 8 displays the direct costs' net funded amounts and expenditures reported by Participating Organizations:



**Table 8. Direct Cost (in US Dollars)**

Project ID	Project Name	Participating Organization	Prior Years		Current Year		Total		Delivery Rate
			as of 31-Dec-2014		Jan-Dec-2015		Net Funded Amount	Expenditure	
			Net Funded Amount	Expenditure	Net Funded Amount	Expenditure			%
<b>Direct Cost for Afghanistan CHF</b>									
00090759	Afghanistan CHF - CHF AFG Direct Cost 2014	OCHA	1,535,993.56	928,209	-607,784	-	928,209	928,209	100%
00093709	Afghanistan CHF - CHF AFG Direct Cost 2015	OCHA	-	-	1,611,842	1,201,575	1,611,842	1,201,575	75%
<b>Grand Total:</b>			<b>1,535,994</b>	<b>928,209</b>	<b>1,004,057</b>	<b>1,201,575</b>	<b>2,540,051</b>	<b>2,129,784</b>	<b>84%</b>