

# **4rd Quarter 2008 Informal Update of the Spain-UNDP MDG Achievement Fund (MDG-F)**

**Prepared by the Multi-Donor Trust Fund Office,  
Bureau of Management, UNDP**

[www.undp.org/mdtf](http://www.undp.org/mdtf)

**April 2008**

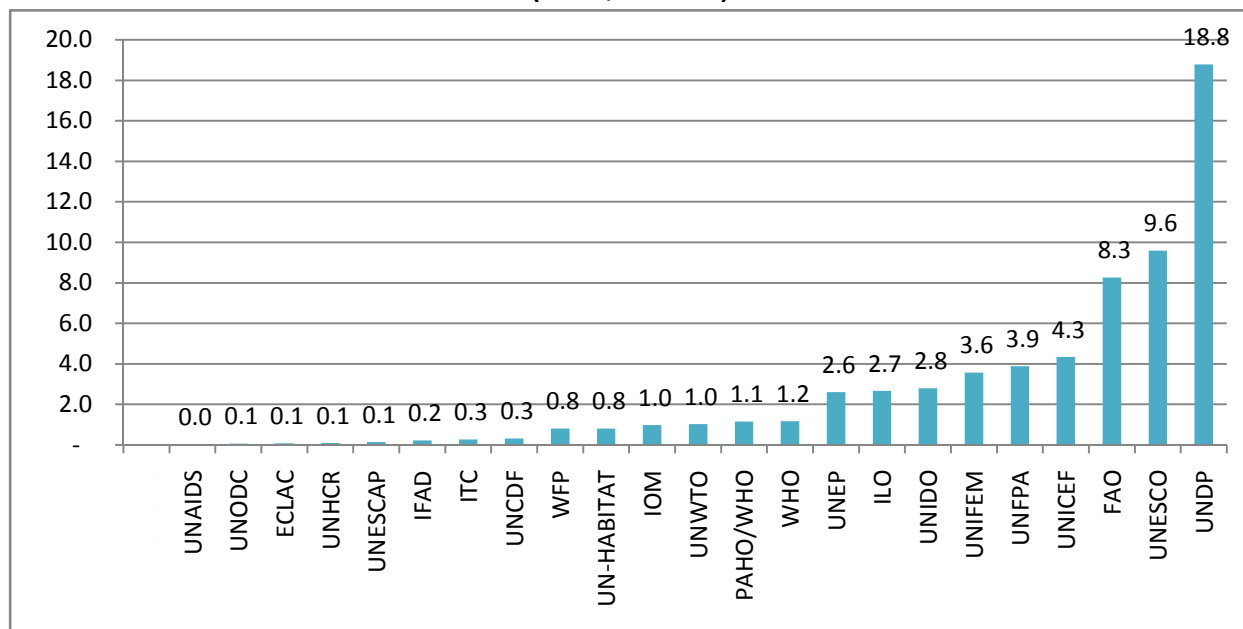
## GENERAL INFORMATION

Statistics as of 31 December 2008

<b>\$729 million</b>	<b>Committed to the MDG Achievement Fund.</b>
<b>27</b>	Participating UN Organizations with signed Memorandum of Understanding.
<b>\$335 million</b>	Allocated to approved Joint Programmes (by MDG-F Secretariat).
<b>\$239 million</b>	Total amount of signed Joint Programme documents.
<b>\$64 million</b>	First-year installments transferred to the Participating UN Organizations.
<b>34</b>	Number of joint programmes with first year transfers
<b>\$ 2.7 million (or 4%)</b>	Total funds committed as reported by the Participating UN Organizations.
<b>\$ 6.6 million (or 10% )</b>	Total funds disbursed as reported by the Participating UN Organizations.

### Transferred Funds as of 31 December 2008

(in US\$ millions)



This is the second update submitted by the MDTF Office to the MDG Achievement Fund Secretariat, National Steering Committees and Participating UN Organizations on the Fourth Quarter Progress of the joint programmes funded by the MDG Achievement Fund (MDG-F). This quarterly update is based on informal narrative and financial information, and is designed to provide an indication of the status of implementation of the MDG-F joint programmes until the formal report for the period up to 31 December 2009 is issued. The quarterly update also provides important information on commitments and disbursements.

Timely issuance of this report has been delayed by lack of consistent and complete receipt of financial updates. The MDTF Office expects that the introduction of the MDTF Office Reporting Portal will eventually improve accuracy and timeliness in receiving as well as consolidating commitments and disbursements. At present, the type of data received does not allow the MDTF Office to draw definitive conclusions on the financial implementation of the overall MDG-F and the specific joint programmes approved.

The two main issues that have caused delay in the consolidation of financial data are:

- ***Incorrect definition of commitments used.*** The definition of 'commitment' based on previous reporting in multi donor trust funds and defined in the MDG Achievement Fund Operational Guidance Note is, 'legally binding contracts signed, including multi-year commitments which may be disbursed in future years.' This includes multi-year purchase orders issued as well as service, work and personnel contracts entered that are disbursed in the current or future years. This definition is in line with IPSAS, which UN organizations are committed to adopting by 2012 at the latest. Currently, the UN organizations are using UNSAS definitions. Because the release of subsequent installments is contingent upon a 70% commitment rate as defined by IPSAS, the application of the correct definition is important.

According to the information received by the MDTF Office, it appears that UN Organizations are reporting only the amount obligated for the current year, rather than 'commitments' which are the cumulative amount committed for all contracts for the life of the joint programmes. As a result, the 'commitment' figure appears to be understated and this will impede the release of future installments.

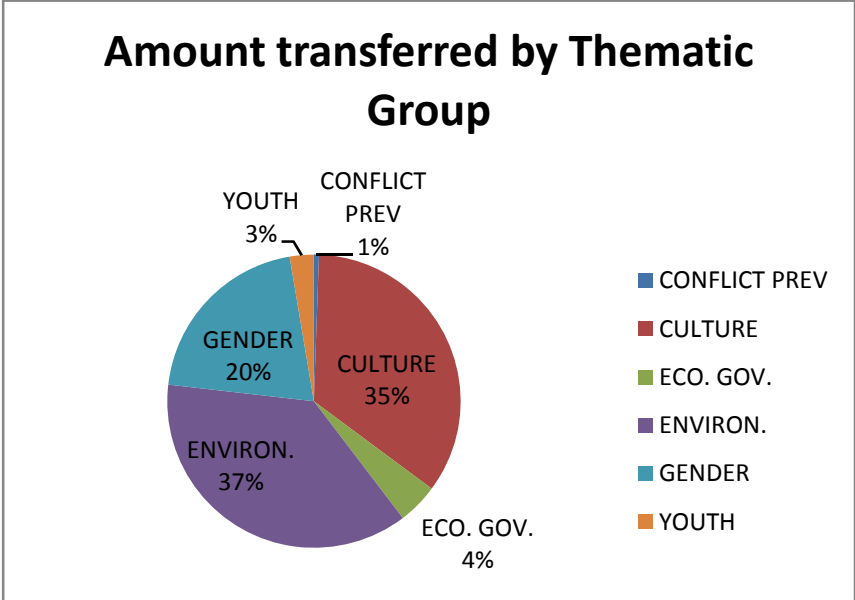
- ***Delays in receiving financial updates.*** Only 8 of the 23 organizations that have received MDG-F funds provided the requested information by the deadline of 11 February 2009. Only 9 reported by end of February. As of end March 18 of the 23 provided updates.

It is hopeful that the introduction of the MDTF Office Reporting Portal will reduce errors and delays. The Portal will allow the joint programme teams at the country level to directly enter the informal financial commitment and disbursement information. Since the joint programme teams are closer to the implementation, they would be in a better position to provide and validate the information provided. In addition, since the Portal would allow for real-time reporting, there would be stronger incentives to provide the information so that Programme Management and National Steering Committees would be in a position to make decisions on the direction of the joint programmes.

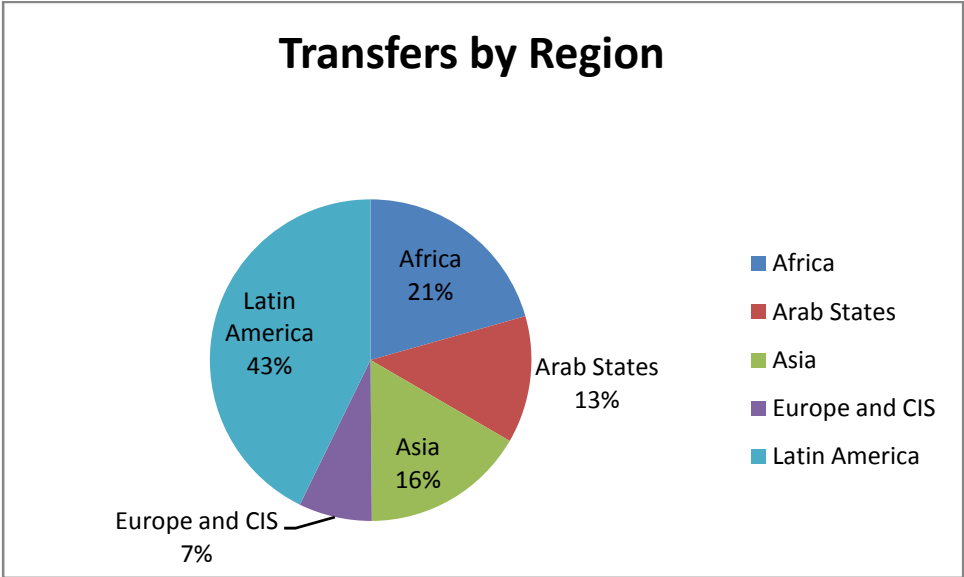
Because of the constraints in the accuracy of commitment data, this report focuses on the amounts disbursed in 2008.

Analysis of Financial Reporting

In the fourth quarter of 2008, the MDTF Office transferred US\$17 million, or 26% of the total amount transferred based on receipt of requests for Fund Transfer by Resident Coordinators. The thematic groups for environment, culture and gender continued to be the largest proportion of funds transferred as can be seen below. This is due to the fact that these are among the first windows that were launched.



In terms of regional distribution, Latin America continued to receive the largest share with 43% of transfers, although compared to the third quarter 2008, Asia received a higher percentage at 16% compared to 11%.



As noted earlier, it is doubtful that the amount reported as commitments truly reflects legally binding multi-year contracts. Nevertheless, based on disbursement figures, progress can be seen.

Disbursement rates for joint programmes ranged between 0% (especially for those who received their transfers towards the end of the reporting period—December 2008) to 57% for the environment programme in China. Within joint programmes, disbursement rates ranged from 0% to 97%. The average disbursement rate for joint programmes was 17%.

In terms of disbursement rates per UN organization, UNIFEM had the highest disbursement rate at 18% and 7 of the 23 Participating UN Organizations who received funding had disbursement rates exceeding 10%.

UN Org	Total Transferred	Total Disbursed	Disbursement rate
UNIFEM	3,570,584	660,174	18%
WHO	1,173,069	175,619	15%
FAO	8,260,174	1,124,600	14%
UNDP	18,776,696	2,447,936	13%
UNICEF	4,346,212	539,310	12%
UNFPA	3,885,588	472,252	12%
WFP	807,110	86,581	11%
UN-HABITAT	812,910	65,925	8%
UNEP	2,599,042	193,633	7%
ILO	2,675,407	150,017	6%
ITC	265,756	12,994	5%
UNIDO	2,788,907	134,694	5%
UNESCO	9,591,317	407,694	4%
UNWTO	1,031,550	43,525	4%
IOM	986,345	39,246	4%
PAHO/WHO	1,145,376	22,660	2%
UNAIDS	39,590		0%
UNODC	63,201		0%
ECLAC	75,649	-	0%
UNHCR	92,915		0%
UNESCAP	149,800		0%
IFAD	227,910		0%
UNCDF	310,503		0%
<b>Total</b>	<b>63,675,611</b>	<b>6,576,860</b>	

Note: Financial updates were not received for UNAIDS, UNODC, UNHCR, IFAD and UNCDF.

## Joint programmes continue start-up phase and implementation

On the narrative side, overall, the joint programmes are making progress. In general, reports from the last quarter of 2008 indicated increasing **stakeholder consultations** (41% or 14 JPs) and **recruitment of key staff** (35% or 12 JPs) which should enable more rigorous implementation. Further, JPs were establishing offices and 5 JPs reported that they were able to secure offices. In addition, 7 JPs indicated adjustments in their annual workplans during the quarter, and 4 reported establishment or improvement of baselines.

The **Climate Change Partnership Framework in China** had the highest implementation rate at 57%. The nine UN organizations in the joint Programme aim to mainstream climate change mitigation and adaptation into national and sub-national plans, policies and investment frameworks; establish innovative partnerships and disseminate technologies to mitigate climate change and increase local access to sustainable energy; and accelerate vulnerability assessment and adaptation plans.

Some of the achievements include:

- Completion of proposals for strategies on international cooperation for technology transfer mechanisms and sectoral analysis and the linkage between human development and carbon budgeting
- Dissemination of the first draft of Basic Energy Law among government departments
- Climate Change Compact guidelines were drafted
- The inaugural roundtable on UN-Business Compact and Climate Change partnerships was held and the UN-Business Climate Change Compact Structure was launched in Beijing in November, 2008
- The first 'partners meeting' of the Clean Coal Panel under a China CEO Forum was held
- 65 representatives from local and international universities, institutes and NGOs attended technical training on approaches toward climate-proof and environmentally sound agricultural practices
- Revision of the Technical Standards for Groundwater Monitoring have been recommended to the Ministry of Water Resources for country-wise adoption
- Draft report on Environment and Health Management for Climate Change was completed
- A sectoral study of the coal-gangue brick sector and the heat-recovery power generation was completed.

A number of joint programmes reported engagement with other initiatives such as those with other donors such as the EU, working with sector approaches and global initiatives such as the Global. The

Environment programme in Colombia noted that a common vision and strategy with government was achieved through stronger UN positioning because of the coordinated approach.

High visibility events included the launch of the culture programme by the President of Honduras. Broad media coverage on gender based violence was reported by Colombia's joint programme.

#### Impediments/challenges

A number of joint programmes indicated implementation delays due to the time lag in receiving funds at country level from their headquarters, and receipt of funds at the end of the year. Additional factors hampering implementation were external such as an adverse political climate and tensions between national actors.

#### Joint Programmes highlight need for increased UN harmonization

Because joint programmes require close working relationships amongst the UN organizations, a number of joint programmes identified a need for common operating procedures; strengthened results matrices to better identify the inputs of each organization; and a better platform for knowledge sharing. In addition, inconsistent implementation capacity of the different participants may impact programme implementation.

In conclusion, joint programmes funded by the MDG Achievement Fund continue to show a steady progress in implementation, and support the on-going UN reform of 'Delivering as One' as they go forward. The MDTF Office expects that the launch of the MDTF reporting Portal will improve the timeliness and quality of reporting.

**MDG Achievement Fund - Commitments and Disbursements Report**  
As of 31 December 2008

JP Number	JP Title	UN Org	Date of First Transfer	Budget	Amount Transferred	Up to 30 September 2008 Actuals		Up to 31 December 2008 Actuals		As of 31 December 2008	
						Commitments *	Disbursements **	Commitments *	Disbursements **	Commitment Rate	Disbursement Rate
MDGF-1630-B-DZA	Joint programme for gender equality and the empowerment of women in Algeria	UNDP	September-07	20,000	20,000	14,379	14,379	14,379	(13,979)	72%	-70%
<b>MDGF-1630-B-DZA Total</b>				<b>20,000</b>	<b>20,000</b>	<b>14,379</b>	<b>14,379</b>	<b>14,379</b>	<b>(13,979)</b>	<b>72%</b>	<b>-70%</b>
MDGF-1644-B-ETH	Leave No Woman Behind Joint Programme	AWAITING FUND TRANSFER REQUEST UNFPA	September-07	7,480,000	-	-	8,800	-	(10)	0%	0%
<b>MDGF-1644-B-ETH Total</b>				<b>7,500,000</b>	<b>20,000</b>	<b>-</b>	<b>8,800</b>	<b>-</b>	<b>(10)</b>	<b>0%</b>	<b>0%</b>
MDGF-1646-E-JOR	Adaptation to Climate Change to Sustain Jordan's MDG Achievements	UNDP	October-07	4,000,000	20,000	13,979	13,979	-	-	0%	0%
<b>MDGF-1646-E-JOR Total</b>				<b>4,000,000</b>	<b>20,000</b>	<b>13,979</b>	<b>13,979</b>	<b>-</b>	<b>-</b>	<b>0%</b>	<b>0%</b>
MDGF-1654-E-CHN	Climate Change Partnership Framework	FAO	May-08	1,592,160	608,830	-	20,637	-	303,489	0%	50%
		ILO	May-08	214,000	66,340	-	-	12,089	24,622	18%	37%
		UNDP	May-08	3,465,525	1,354,135	34,044	28,326	1,906	1,098,858	0%	81%
		UNEP	May-08	1,278,650	256,800	69,000	165,330	72,442	171,032	28%	67%
		UNESCAP	May-08	214,000	149,800	-	-	-	-	0%	0%
		UNESCO	May-08	999,915	263,755	112,341	88,620	119,770	100,828	45%	38%
		UNICEF	May-08	995,100	214,000	71,551	-	-	208,633	0%	97%
		UNIDO	May-08	1,748,000	268,190	130,574	37,759	160,657	87,929	60%	33%
		WHO	May-08	1,492,650	486,850	59,621	73,117	172,040	96,560	35%	20%
<b>MDGF-1654-E-CHN Total</b>				<b>12,000,000</b>	<b>3,668,700</b>	<b>477,131</b>	<b>413,789</b>	<b>538,904</b>	<b>2,091,951</b>	<b>15%</b>	<b>57%</b>
MDGF-1656-E-PHL	Strengthening the Philippines' Institutional Capacity to Adapt to Climate Change	FAO	December-08	950,000	357,018	-	-	-	-	0%	0%
		ILO	December-08	600,000	165,790	-	-	-	-	0%	0%
		UNDP	December-08	4,176,800	1,409,031	-	-	-	-	0%	0%
		UNEP	December-08	1,223,200	259,404	-	-	-	-	0%	0%
		UN-HABITAT	December-08	550,000	141,478	-	-	-	-	0%	0%
		WHO	December-08	500,000	174,224	-	-	-	-	0%	0%
<b>MDGF-1656-E-PHL Total</b>				<b>8,000,000</b>	<b>2,506,945</b>	<b>-</b>	<b>-</b>	<b>-</b>	<b>-</b>	<b>0%</b>	<b>0%</b>
MDGF-1660-B-GTM	Strengthening Women's Institutions in Guatemala	FAO	May-08	493,408	153,545	-	-	-	31,572	0%	21%
		UNDP	May-08	1,299,271	312,550	71,508	59,488	-	103,762	0%	33%
		UNFPA	May-08	1,804,533	620,435	11,545	22,477	-	80,090	0%	13%
		UNIFEM	May-08	2,638,883	513,677	-	74,849	-	232,799	0%	45%
		WFP	May-08	470,672	235,165	-	-	-	15,385	0%	7%
		WHO	May-08	493,233	94,695	-	-	2,492	7,132	3%	8%
<b>MDGF-1660-B-GTM Total</b>				<b>7,200,000</b>	<b>1,930,067</b>	<b>83,053</b>	<b>156,814</b>	<b>2,492</b>	<b>470,740</b>	<b>0%</b>	<b>24%</b>
MDGF-1661-E-BRA	Mainstreaming socio-environmental issues into climate changes strategies in Brazil	UNDP	October-07	20,000	20,000	5,000	5,000	-	-	0%	0%
<b>MDGF-1661-E-BRA Total</b>				<b>20,000</b>	<b>20,000</b>	<b>5,000</b>	<b>5,000</b>	<b>-</b>	<b>-</b>	<b>0%</b>	<b>0%</b>
MDGF-1662-B-BRA	Inter-agency Programme for the Promotion of Gender and Ethnic-Racial Equality	AWAITING FUND TRANSFER REQUEST UNDP	September-07	3,980,000	-	-	-	-	-	-	-
		UNDP	September-07	20,000	20,000	14,572	14,582	-	14,582	0%	73%
<b>MDGF-1662-B-BRA Total</b>				<b>4,000,000</b>	<b>20,000</b>	<b>14,572</b>	<b>14,582</b>	<b>-</b>	<b>14,582</b>	<b>0%</b>	<b>73%</b>
MDGF-1675-E-EGY	Climate Change Risk Management in Egypt	FAO	October-08	500,040	174,410	-	-	-	-	0%	0%
		IFAD	October-08	500,040	227,910	-	-	-	-	0%	0%
		UNDP	October-07	1,175,261	261,401	3,610	3,610	-	6,173	0%	2%
		UNEP	October-08	824,579	201,481	-	-	-	-	0%	0%
		UNESCO	October-08	499,500	167,990	-	-	-	-	0%	0%
		UNIDO	October-08	500,580	102,185	-	-	-	-	0%	0%
<b>MDGF-1675-E-EGY Total</b>				<b>4,000,000</b>	<b>1,135,377</b>	<b>3,610</b>	<b>3,610</b>	<b>-</b>	<b>6,173</b>	<b>0%</b>	<b>1%</b>
MDGF-1679-E-ETH	Enabling pastoral communities to adapt to climate change and restoring rangeland environments	UNDP	October-07	20,000	20,000	920	920	-	15,912	0%	80%
<b>MDGF-1679-E-ETH Total</b>				<b>20,000</b>	<b>20,000</b>	<b>920</b>	<b>920</b>	<b>-</b>	<b>15,912</b>	<b>0%</b>	<b>80%</b>
MDGF-1680-E-TUR	Enhancing the Capacity of Turkey to Adapt to Climate Change	FAO	October-07	663,400	165,850	-	-	-	4,357	0%	3%
		UNDP	October-07	5,064,700	1,041,645	431,911	299,568	-	431,120	0%	41%

\* No information on the update of commitments and disbursements were rcvcd from IFAD, UNAIDS, UNCDF, UNHCR, UNODC

\* It appears that PUNOs that reported on commitments, reported on the balance rather than the cumulative.



JP Number	JP Title	UN Org	Date of First Transfer	Budget	Amount Transferred	Up to 30 September 2008 Actuals		Up to 31 December 2008 Actuals		As of 31 December 2008	
						Commitments *	Disbursements **	Commitments *	Disbursements **	Commitment Rate	Disbursement Rate
		UNEP	October-07	587,100	497,550	4,164	291	210	17,807	0%	4%
		UNIDO	October-07	684,800	281,945	16,730	8,158	33,214	31,568	12%	11%
<b>MDGF-1680-E-TUR Total</b>				<b>7,000,000</b>	<b>1,986,990</b>	<b>452,805</b>	<b>308,017</b>	<b>33,424</b>	<b>484,852</b>	<b>2%</b>	<b>24%</b>
<b>MDGF-1681-E-MOZ</b>	<b>Environment Mainstreaming and Adaptation to Climate Change</b>	FAO	August-08	2,513,457	981,155	-	16,544	-	235,420	0%	24%
		UNDP	August-08	694,051	217,000	-	-	-	-	0%	0%
		UNEP	August-08	1,338,527	471,000	2,616	1,767	9,754	1,584	2%	0%
		UN-HABITAT	August-08	1,169,972	414,000	8,225	30,108	137,640	55,777	33%	13%
		UNIDO	August-08	1,011,330	366,047	-	-	-	-	0%	0%
		WFP	August-08	272,663	100,000	-	-	-	11,513	0%	12%
<b>MDGF-1681-E-MOZ Total</b>				<b>7,000,000</b>	<b>2,549,202</b>	<b>10,841</b>	<b>48,419</b>	<b>147,394</b>	<b>304,294</b>	<b>6%</b>	<b>12%</b>
<b>MDGF-1684-E-BIH</b>	<b>Mainstreaming environmental governance: linking local and national action in Bosnia and Herzegovina</b>	UNDP	October-07	20,000	20,000	20,000	20,000	-	-	0%	0%
<b>MDGF-1684-E-BIH Total</b>				<b>20,000</b>	<b>20,000</b>	<b>20,000</b>	<b>20,000</b>	<b>-</b>	<b>-</b>	<b>0%</b>	<b>0%</b>
<b>MDGF-1691-E-PER</b>	<b>Integrated and adaptive management of environmental resources and climatic risks in High Andean micro-watersheds</b>	FAO	September-08	1,133,039	286,583	-	-	-	-	0%	0%
		PAHO/WHO	September-08	580,343	152,689	-	-	-	-	0%	0%
		UNDP	September-08	1,647,338	495,838	19,241	19,241	13,081	26,537	3%	5%
		UNEP	September-08	539,280	164,780	-	-	16,371	-	10%	0%
<b>MDGF-1691-E-PER Total</b>				<b>3,900,000</b>	<b>1,099,890</b>	<b>19,241</b>	<b>19,241</b>	<b>29,452</b>	<b>26,537</b>	<b>3%</b>	<b>2%</b>
<b>MDGF-1692 -G-CHN</b>	<b>The China Culture and Development Partnership Framework</b>	FAO	October-08	240,750	128,400	-	-	-	-	0%	0%
		ILO	October-08	485,480	208,650	-	-	-	-	0%	0%
		UNDP	October-08	1,285,226	265,727	-	-	-	-	0%	0%
		UNESCO	October-08	1,298,140	380,385	-	-	2,623	9	1%	0%
		UNFPA	October-08	521,283	211,411	-	18,271	-	19,580	0%	9%
		UNICEF	October-08	1,235,011	450,506	-	-	-	-	0%	0%
		UNIDO	October-08	437,630	150,870	-	-	-	-	0%	0%
		WHO	October-08	496,480	210,790	-	-	-	-	0%	0%
<b>MDGF-1692 -G-CHN Total</b>				<b>6,000,000</b>	<b>2,006,739</b>	<b>-</b>	<b>18,271</b>	<b>2,623</b>	<b>19,589</b>	<b>0%</b>	<b>1%</b>
<b>MDGF-1694-B-VNM</b>	<b>Leave No Woman Behind Joint Programme</b>	UNFPA	September-07	20,000	20,000	-	4,437	-	4,748	0%	24%
<b>MDGF-1694-B-VNM Total</b>				<b>20,000</b>	<b>20,000</b>	<b>-</b>	<b>4,437</b>	<b>-</b>	<b>4,748</b>	<b>0%</b>	<b>24%</b>
<b>MDGF-1702-B-PAL</b>	<b>Gender Equality - Social, Political and Economic in the oPt</b>	UNDP	September-07	9,000,000	20,000	20,000	20,000	-	-	0%	0%
<b>MDGF-1702-B-PAL Total</b>				<b>9,000,000</b>	<b>20,000</b>	<b>20,000</b>	<b>20,000</b>	<b>-</b>	<b>-</b>	<b>0%</b>	<b>0%</b>
<b>MDGF-1703-B-TLS</b>	<b>Supporting Gender Equality and Women's Human Rights in Nation Building of Timor-Leste</b>	IOM	December-08	1,283,716	487,791	-	-	-	-	0%	0%
		UNDP	November-08	629,995	209,998	-	-	-	-	0%	0%
		UNFPA	December-08	918,445	321,128	-	-	-	-	0%	0%
		UNICEF	December-08	465,450	155,150	-	-	-	-	0%	0%
		UNIFEM	December-08	1,657,394	559,673	-	-	-	-	0%	0%
<b>MDGF-1703-B-TLS Total</b>				<b>4,955,000</b>	<b>1,733,740</b>	<b>-</b>	<b>-</b>	<b>-</b>	<b>-</b>	<b>0%</b>	<b>0%</b>
<b>MDGF-1706-B-BGD</b>	<b>Joint UN Programme to Address Violence against Women in Bangladesh</b>	UNFPA	October-07	20,000	20,000	-	2,569	-	3,167	0%	16%
<b>MDGF-1706-B-BGD Total</b>				<b>20,000</b>	<b>20,000</b>	<b>-</b>	<b>2,569</b>	<b>-</b>	<b>3,167</b>	<b>0%</b>	<b>16%</b>
<b>MDGF-1707-B-MAR</b>	<b>Multi-sector Programme to fight against gender-based violence through the empowerment of women and girls, Morocco</b>	FAO	May-08	312,424	137,495	-	-	-	1,020	0%	1%
		ILO	May-08	711,479	293,501	15,845	-	105,158	23,201	36%	8%
		UNAIDS	June-08	198,277	39,590	-	-	-	-	0%	0%
		UNESCO	May-08	620,866	224,700	-	-	23,155	37	10%	0%
		UNFPA	May-08	2,041,082	609,001	18,045	58,199	-	284,558	0%	47%
		UNHCR	May-08	128,134	21,225	4,090	4,090	-	-	0%	0%
		UNICEF	May-08	1,944,583	541,420	-	18,023	-	94,053	0%	17%
		UNIFEM	May-08	2,443,155	735,635	-	59,540	-	178,831	0%	24%
<b>MDGF-1707-B-MAR Total</b>				<b>8,400,000</b>	<b>2,602,567</b>	<b>37,980</b>	<b>139,852</b>	<b>128,313</b>	<b>581,700</b>	<b>5%</b>	<b>22%</b>
<b>MDGF-1710-B-NAM</b>	<b>Setting things right -towards equality and equity</b>	AWAITING FUND TRANSFER REQUEST		7,980,000	-	-	-	-	-	-	-
		UNDP	September-07	20,000	20,000	-	-	-	-	0%	0%
<b>MDGF-1710-B-NAM Total</b>				<b>8,000,000</b>	<b>20,000</b>	<b>-</b>	<b>-</b>	<b>-</b>	<b>-</b>	<b>0%</b>	<b>0%</b>

\* No information on the update of commitments and disbursements were rcvcd from IFAD, UNAIDS, UNCDF, UNHCR, UNODC

\* It appears that PUNOs that reported on commitments, reported on the balance rather than the cumulative.

JP Number	JP Title	UN Org	Date of First Transfer	Budget	Amount Transferred	Up to 30 September 2008 Actuals		Up to 31 December 2008 Actuals		As of 31 December 2008	
						Commitments *	Disbursements **	Commitments *	Disbursements **	Commitment Rate	Disbursement Rate
MDGF-1713-E-AFG	Strengthened Approach for the Integration of Sustainable Environmental Management into the ANDS/PRSP	FAO	November-08	2,500,000	813,705			-	186,881	0%	23%
		UNDP	November-08	2,500,000	801,509	-	-	7,284	8,800	1%	1%
<b>MDGF-1713-E-AFG Total</b>				<b>5,000,000</b>	<b>1,615,214</b>	<b>-</b>	<b>-</b>	<b>7,284</b>	<b>195,681</b>	<b>0%</b>	<b>12%</b>
MDGF-1724-E-MRT	Mainstreaming Local Environmental Management in the Planning Process	FAO	August-08	1,008,409	445,144	-	-	-	110,329	0%	25%
		UNDP	August-08	1,430,963	315,479	-	-	-	6,632	0%	2%
		UNEP	August-08	356,844	166,000	-	-	-	-	0%	0%
		UNESCO	August-08	525,199	195,001	-	-	1,993	779	1%	0%
		UNICEF	August-08	695,382	307,376	-	-	-	445	0%	0%
		WFP	August-08	693,280	252,934	-	-	-	45,355	0%	18%
		WHO	August-08	289,923	206,510	-	-	-	71,927	0%	35%
<b>MDGF-1724-E-MRT Total</b>			<b>5,000,000</b>	<b>1,888,444</b>	<b>-</b>	<b>-</b>	<b>1,993</b>	<b>235,467</b>	<b>0%</b>	<b>12%</b>	
MDGF-1725-B-NIC	From Rhetoric to Reality: Promoting Women's Participation and Gender Responsive Budgeting	FAO	August-08	476,685	367,492	-	-	-	-	0%	0%
		ILO	August-08	1,679,900	391,513	-	-	1,950	681	0%	0%
		PAHO/WHO	August-08	781,586	243,960	-	-	-	-	0%	0%
		UNCDF	August-08	629,471	310,503	-	-	-	-	0%	0%
		UNDP	August-08	605,522	162,105	-	-	-	-	0%	0%
		UNFPA	August-08	1,673,193	668,076	-	-	-	19,981	0%	3%
		UNICEF	August-08	587,751	283,818	-	-	-	-	0%	0%
		UNIFEM	August-08	1,204,606	446,847	-	-	-	35,306	0%	8%
		WFP	August-08	361,286	120,429	-	-	-	6,449	0%	5%
<b>MDGF-1725-B-NIC Total</b>			<b>8,000,000</b>	<b>2,994,743</b>	<b>-</b>	<b>-</b>	<b>1,950</b>	<b>62,417</b>	<b>0%</b>	<b>2%</b>	
MDGF-1729-E-SEN	Valuation of Forest Ecosystems in Senegal	AWAITING FUND TRANSFER REQUEST		4,000,000	-						
<b>MDGF-1729-E-SEN Total</b>			<b>4,000,000</b>	<b>-</b>							
MDGF-1732-B-BOL	Productive patrimonial assets building and citizenship programme for women in extreme poverty in Bolivia	FAO	November-08	1,851,068	370,213			-	-	0%	0%
		UNDP	November-08	5,583,330	1,248,262	15,720	15,720	-	17,300	0%	1%
		UNIDO	November-08	1,565,602	362,325			-	-	0%	0%
<b>MDGF-1732-B-BOL Total</b>			<b>9,000,000</b>	<b>1,980,800</b>	<b>15,720</b>	<b>15,720</b>	<b>-</b>	<b>17,300</b>	<b>0%</b>	<b>1%</b>	
MDGF-1740-E-GTM	Strengthening Environmental Governance in the face of Climate Risks in Guatemala	FAO	July-08	1,029,340	373,430	-	-	-	-	0%	0%
		UNDP	July-08	1,652,600	594,920	-	-	-	71,578	0%	12%
		UNICEF	July-08	918,060	310,300	-	-	-	77,284	0%	25%
<b>MDGF-1740-E-GTM Total</b>			<b>3,600,000</b>	<b>1,278,650</b>	<b>-</b>	<b>-</b>	<b>-</b>	<b>148,862</b>	<b>0%</b>	<b>12%</b>	
MDGF-1745-E-ECU	Conservation and Sustainable Management of the Natural and Cultural Heritage of the Yasuni Biosphere Reserve	FAO	April-08	1,426,414	771,519	-	94,913	-	151,981	0%	20%
		UNDP	March-08	1,088,392	606,132	24,364	24,364	-	49,984	0%	8%
		UNESCO	April-08	636,023	205,003	63,974	25,613	62,384	60,954	30%	30%
		UN-HABITAT	April-08	128,395	31,000	25,700	-	13,903	10,148	45%	33%
		UNIFEM	April-08	303,031	113,106	5,741	17,258	-	47,479	0%	42%
		UNWTO	April-08	417,745	142,346	-	24,317	48,476	35,466	34%	25%
<b>MDGF-1745-E-ECU Total</b>			<b>4,000,000</b>	<b>1,869,106</b>	<b>119,779</b>	<b>186,465</b>	<b>124,763</b>	<b>356,012</b>	<b>7%</b>	<b>19%</b>	
MDGF-1746-B-COL	Integrated strategy for the prevention, care and elimination of all forms of gender based violence in Colombia	IOM	May-08	1,736,360	313,902	40,995	4,674		33,581	0%	11%
		UNFPA	May-08	1,811,154	463,809	-	8,009	287,092	36,355	62%	8%
		UNIFEM	May-08	3,652,486	903,543	-	62,340	-	137,926	0%	15%
<b>MDGF-1746-B-COL Total</b>			<b>7,200,000</b>	<b>1,681,254</b>	<b>40,995</b>	<b>75,023</b>	<b>287,092</b>	<b>207,862</b>	<b>17%</b>	<b>12%</b>	
MDGF-1747-E-PAN	Integration of climate change adaptation and mitigation measures in the management of natural resources in two priority watersheds of Panama	FAO	July-08	604,282	272,797	-	-	-	674	0%	0%
		PAHO/WHO	July-08	611,450	241,667	1,833	880	-	10,225	0%	4%
		UNDP	July-08	1,250,851	497,631	-	-	-	12,908	0%	3%
		UNEP	July-08	1,533,417	533,877	-	-	1,871	3,210	0%	1%
<b>MDGF-1747-E-PAN Total</b>			<b>4,000,000</b>	<b>1,545,972</b>	<b>1,833</b>	<b>880</b>	<b>1,871</b>	<b>27,017</b>	<b>0%</b>	<b>2%</b>	

\* No information on the update of commitments and disbursements were rcvcd from IFAD, UNAIDS, UNCDF, UNHCR, UNODC

\* It appears that PUNOs that reported on commitments, reported on the balance rather than the cumulative.

JP Number	JP Title	UN Org	Date of First Transfer	Budget	Amount Transferred	Up to 30 September 2008 Actuals		Up to 31 December 2008 Actuals		As of 31 December 2008	
						Commitments *	Disbursements **	Commitments *	Disbursements **	Commitment Rate	Disbursement Rate
MDGF-1751-E-NIC	Local and regional environmental management for the management of natural resources and provision of environmental services	PAHO/WHO	August-08	375,570	76,826	-	-	-	-	0%	0%
		UNDP	August-08	1,520,288	494,298	-	-	-	-	0%	0%
		UNEP	August-08	224,700	48,150	-	-	-	-	0%	0%
		UNESCO	August-08	288,900	74,686	-	-	-	-	0%	0%
		UNICEF	August-08	1,251,794	358,522	-	-	-	-	0%	0%
		UNIDO	August-08	493,549	200,922	-	-	-	-	0%	0%
		WFP	August-08	345,199	98,582	-	-	-	7,879	0%	8%
<b>MDGF-1751-E-NIC Total</b>				<b>4,500,000</b>	<b>1,351,986</b>	<b>-</b>	<b>-</b>	<b>-</b>	<b>7,879</b>	<b>0%</b>	<b>1%</b>
MDGF-1759-E-COL	Integration of EcoSystems and Adaptation to Climate Change	FAO	March-08	1,000,000	260,000	-	54,591	-	83,708	0%	32%
		PAHO/WHO	March-08	110,000	20,000	2,187	755	-	7,593	0%	38%
		UNDP	March-08	2,220,000	625,000	87,035	70,095	-	98,751	0%	16%
		UNICEF	March-08	670,000	175,000	-	63,677	-	114,243	0%	65%
<b>MDGF-1759-E-COL Total</b>			<b>4,000,000</b>	<b>1,080,000</b>	<b>89,222</b>	<b>189,118</b>	<b>-</b>	<b>304,295</b>	<b>0%</b>	<b>28%</b>	
MDGF-1763-G-URY	Strengthening Cultural Industries and improving access to the cultural goods and services of Uruguay	UNDP	August-08	556,317	171,735	-	-	-	-	0%	0%
		UNESCO	August-08	1,166,128	341,963	3	5,240	15,472	12,192	5%	4%
		UNFPA	August-08	213,968	67,945	-	-	-	4,950	0%	7%
		UNICEF	August-08	213,968	35,845	-	-	-	-	0%	0%
		UNIDO	August-08	1,005,651	273,492	-	-	-	-	0%	0%
		UNIFEM	August-08	213,968	68,480	-	4,480	-	4,480	0%	7%
		<b>MDGF-1763-G-URY Total</b>			<b>3,370,000</b>	<b>959,460</b>	<b>3</b>	<b>9,720</b>	<b>15,472</b>	<b>21,622</b>	<b>2%</b>
MDGF-1771-G-MOZ	Strengthening cultural and creative industries and inclusive policies in Mozambique	FAO	August-08	450,524	184,094	-	-	-	10,978	0%	6%
		ILO	August-08	707,270	152,296	-	-	-	-	0%	0%
		ITC	August-08	749,000	265,756	-	-	2,675	12,994	1%	5%
		UNESCO	August-08	2,648,086	1,050,052	1,826	24,059	43,010	34,219	4%	3%
		UNFPA	August-08	310,300	80,250	-	-	-	-	0%	0%
		UNHCR	August-08	134,820	71,690	-	-	-	-	0%	0%
		<b>MDGF-1771-G-MOZ Total</b>			<b>5,000,000</b>	<b>1,804,138</b>	<b>1,826</b>	<b>24,059</b>	<b>45,685</b>	<b>58,191</b>	<b>3%</b>
MDGF-1775-G-EGY	The Dahshur World Heritage Site Mobilization for Cultural Heritage for Community Development	UNDP	November-07	20,000	20,000	15,739	15,739	-	15,739	0%	79%
<b>MDGF-1775-G-EGY Total</b>			<b>20,000</b>	<b>20,000</b>	<b>15,739</b>	<b>15,739</b>	<b>-</b>	<b>15,739</b>	<b>0%</b>	<b>79%</b>	
MDGF-1781-G-ECU	Development and Cultural Diversity to reduce Poverty and promote Social Inclusion	FAO	October-08	606,690	208,650	-	-	-	1,075	0%	1%
		UNDP	October-08	844,230	294,250	-	-	-	-	0%	0%
		UNESCO	October-08	1,022,920	501,830	-	-	80,469	8,448	16%	2%
		UNFPA	October-08	2,003,240	613,534	354	18,065	-	18,833	0%	3%
		UNICEF	October-08	246,100	39,590	-	-	-	2,138	0%	5%
		UNIFEM	October-08	313,510	59,920	-	-	-	3,920	0%	7%
		UNWTO	October-08	463,310	104,860	-	-	15,061	712	14%	1%
<b>MDGF-1781-G-ECU Total</b>			<b>5,500,000</b>	<b>1,822,634</b>	<b>354</b>	<b>18,065</b>	<b>95,530</b>	<b>35,126</b>	<b>5%</b>	<b>2%</b>	
MDGF-1782-A-HND	Economic Governance of Water and Sanitation	FAO	August-08	911,793	272,152	-	-	-	-	0%	0%
		ILO	August-08	943,343	253,366	-	-	-	-	0%	0%
		PAHO/WHO	August-08	588,500	159,965	-	-	-	-	0%	0%
		UNDP	August-08	2,994,734	361,510	19,682	19,525	-	50,204	0%	14%
		UNICEF	August-08	675,799	113,955	-	-	-	4,156	0%	4%
		UNIDO	August-08	385,831	88,275	6,935	-	14,135	14,701	16%	17%
		<b>MDGF-1782-A-HND Total</b>			<b>6,500,000</b>	<b>1,249,223</b>	<b>26,617</b>	<b>19,525</b>	<b>14,135</b>	<b>69,061</b>	<b>1%</b>
MDGF-1791-G-ETH	Harnessing Diversity for Sustainable Development and Social Change	UNDP	November-07	20,000	20,000	13,818	13,603	-	13,603	0%	68%
<b>MDGF-1791-G-ETH Total</b>			<b>20,000</b>	<b>20,000</b>	<b>13,818</b>	<b>13,603</b>	<b>-</b>	<b>13,603</b>	<b>0%</b>	<b>68%</b>	
MDGF-1792-G-TUR	Alliances for Culture Tourism (ACT) in Eastern Anatolia	UNDP	November-07	1,697,450	737,649	17,277	17,277	-	24,044	0%	3%
		UNESCO	December-08	830,320	354,705	-	-	-	-	0%	0%
		UNICEF	December-08	670,890	278,200	-	-	-	-	0%	0%
		UNWTO	December-08	601,340	306,919	-	-	235,251	4,257	77%	1%
<b>MDGF-1792-G-TUR Total</b>			<b>December-08</b>	<b>3,800,000</b>	<b>1,677,473</b>	<b>17,277</b>	<b>17,277</b>	<b>235,251</b>	<b>28,301</b>	<b>14%</b>	<b>2%</b>
MDGF-1795-G-MAR	Cultural Heritage and the Creative Industries as a Vehicle for Development in Morocco	UNDP	August-08	561,520	298,915	-	-	-	-	0%	0%
		UNESCO	August-08	2,846,254	1,175,652	18	19,766	21,489	65,345	2%	6%

\* No information on the update of commitments and disbursements were rcvcd from IFAD, UNAIDS, UNCDF, UNHCR, UNODC

\* It appears that PUNOs that reported on commitments, reported on the balance rather than the cumulative.

JP Number	JP Title	UN Org	Date of First Transfer	Budget	Amount Transferred	Up to 30 September 2008 Actuals		Up to 31 December 2008 Actuals		As of 31 December 2008	
						Commitments *	Disbursements **	Commitments *	Disbursements **	Commitment Rate	Disbursement Rate
		UNFPA		590,509	-						
		UNIDO	August-08	502,469	219,350	-	-	27,059	496	12%	0%
		UNIFEM	August-08	499,248	169,703	-	11,102	-	19,433	0%	11%
<b>MDGF-1795-G-MAR Total</b>				<b>5,000,000</b>	<b>1,863,620</b>	<b>18</b>	<b>30,868</b>	<b>48,548</b>	<b>85,274</b>	<b>3%</b>	<b>5%</b>
<b>MDGF-1799-G-NAM</b>	<b>Sustainable Cultural Tourism in Namibia</b>	AWAITING FUND TRANSFER REQUEST UNESCO	November-07	5,980,000	-						
				20,000	20,000	1,668	16,362	2,674	15,349	13%	77%
<b>MDGF-1799-G-NAM Total</b>				<b>6,000,000</b>	<b>20,000</b>	<b>1,668</b>	<b>16,362</b>	<b>2,674</b>	<b>15,349</b>	<b>13%</b>	<b>77%</b>
<b>MDGF-1800-G-BIH</b>	<b>Improving Cultural Understanding in Bosnia and Herzegovina</b>	UNDP	December-08	4,501,850	1,316,610	19,846	19,846	-	19,860	0%	2%
		UNESCO	December-08	1,790,290	610,374	-	-	-	-	0%	0%
		UNICEF	December-08	1,707,860	573,345	-	-	-	-	0%	0%
<b>MDGF-1800-G-BIH Total</b>				<b>8,000,000</b>	<b>2,500,329</b>	<b>19,846</b>	<b>19,846</b>	<b>-</b>	<b>19,860</b>	<b>0%</b>	<b>1%</b>
<b>MDGF-1801-G-SEN</b>	<b>Promoting Initiatives and Cultural Industries in Senegal</b>	AWAITING FUND TRANSFER REQUEST UNDP	September-08	20,000	-						
		UNESCO	September-08	659,887	282,041	-	-	-	-	0%	0%
		UNESCO	September-08	3,854,777	2,087,900	-	-	145,275	2,675	7%	0%
		UNFPA	September-08	360,052	169,999	-	-	-	-	0%	0%
		UNIDO	September-08	1,039,279	330,000	-	-	9,697	-	3%	0%
		UNWTO	September-08	566,005	242,000	-	-	30,181	-	12%	0%
<b>MDGF-1801-G-SEN Total</b>				<b>6,500,000</b>	<b>3,111,940</b>	<b>-</b>	<b>-</b>	<b>185,153</b>	<b>2,675</b>	<b>6%</b>	<b>0%</b>
<b>MDGF-1804-G-MRT</b>	<b>Heritage, tradition and creativity for sustainable development in Mauritania</b>	UNESCO	November-07	20,000	20,000	17	17,436	-	17,436	0%	87%
<b>MDGF-1804-G-MRT Total</b>				<b>20,000</b>	<b>20,000</b>	<b>17</b>	<b>17,436</b>	<b>-</b>	<b>17,436</b>	<b>0%</b>	<b>87%</b>
<b>MDGF-1805-G-ALB</b>	<b>Albania's Cultural Transformation: From Isolation to Participation</b>	UNDP	August-08	1,866,850	1,236,460	18,977	18,977	-	51,768	0%	4%
		UNESCO	August-08	1,393,150	694,395	8,634	-	20,902	8,439	3%	1%
<b>MDGF-1805-G-ALB Total</b>				<b>3,260,000</b>	<b>1,930,855</b>	<b>27,611</b>	<b>18,977</b>	<b>20,902</b>	<b>60,207</b>	<b>1%</b>	<b>3%</b>
<b>MDGF-1808-A-ALB</b>	<b>Economic governance, regulatory reform, public participation, and pro-poor development in Albania</b>	UNDP	October-07	20,000	20,000	2,551	2,551	-	3,175	0%	16%
<b>MDGF-1808-A-ALB Total</b>				<b>20,000</b>	<b>20,000</b>	<b>2,551</b>	<b>2,551</b>	<b>-</b>	<b>3,175</b>	<b>0%</b>	<b>16%</b>
<b>MDGF-1816-A-MEX</b>	<b>Establishing effective and democratic water and sanitation (W&amp;S) management in Mexico to support the achievement of the MDGs</b>	ECLAC	December-08	352,030	75,649			-	-	0%	0%
		FAO	December-08	738,985	192,493			-	-	0%	0%
		PAHO/WHO	December-08	374,500	107,107			-	-	0%	0%
		UNDP	December-08	2,062,474	394,168	16,719	16,719	-	16,977	0%	4%
		UNESCO	December-08	705,939	221,597			-	-	0%	0%
		UN-HABITAT	December-08	757,281	226,432			-	-	0%	0%
		UNIDO	December-08	725,995	145,306			-	-	0%	0%
		UNODC	December-08	282,796	63,201			-	-	0%	0%
<b>MDGF-1816-A-MEX Total</b>				<b>6,000,000</b>	<b>1,425,953</b>	<b>16,719</b>	<b>16,719</b>	<b>-</b>	<b>16,977</b>	<b>0%</b>	<b>1%</b>
<b>MDGF-1824-G-HND</b>	<b>Creativity and cultural identity for local development</b>	FAO	July-08	684,800	192,600	-	-	-	2,352	0%	1%
		ILO	July-08	498,620	179,760	-	-	17,800	27,062	10%	15%
		UNDP	July-08	2,899,417	702,604	6,411	6,411	-	129,584	0%	18%
		UNESCO	July-08	2,585,441	235,293	16,050	37	6,367	9,719	3%	4%
		UNICEF	July-08	622,312	104,164	-	1,511	-	1,511	0%	1%
		UNWTO	July-08	709,410	215,425	-	351	214,309	307	99%	0%
<b>MDGF-1824-G-HND Total</b>				<b>8,000,000</b>	<b>1,629,846</b>	<b>22,461</b>	<b>8,310</b>	<b>238,476</b>	<b>170,535</b>	<b>15%</b>	<b>10%</b>
<b>MDGF-1827-G-NIC</b>	<b>Cultural Recovery and Creative Productive Development on the Caribbean Coast of Nicaragua</b>	UNWTO	November-07	20,000	20,000	-	20,000	37,164	2,783	186%	14%
<b>MDGF-1827-G-NIC Total</b>				<b>20,000</b>	<b>20,000</b>	<b>-</b>	<b>20,000</b>	<b>37,164</b>	<b>2,783</b>	<b>186%</b>	<b>14%</b>
<b>MDGF-1829-G-CRI</b>	<b>Intercultural Policies Programme for Inclusiveness and Creation of Opportunity</b>	FAO	June-08	652,700	278,200	-	-	-	-	0%	0%
		PAHO/WHO	July-08	270,822	123,162	-	-	-	-	0%	0%
		UNDP	June-08	2,090,113	535,000	-	-	-	-	0%	0%
		UNESCO	June-08	1,467,505	531,576	12,840	6,457	52,057	27,578	10%	5%

\* No information on the update of commitments and disbursements were rcvcd from IFAD, UNAIDS, UNCDF, UNHCR, UNODC

\* It appears that PUNOs that reported on commitments, reported on the balance rather than the cumulative.

JP Number	JP Title	UN Org	Date of First Transfer	Budget	Amount Transferred	Up to 30 September 2008 Actuals		Up to 31 December 2008 Actuals		As of 31 December 2008	
						Commitments *	Disbursements **	Commitments *	Disbursements **	Commitment Rate	Disbursement Rate
		UNICEF	June-08	318,860	158,360	-	-	-	-	0%	0%
<b>MDGF-1829-G-CRI Total</b>				<b>4,800,000</b>	<b>1,626,298</b>	<b>12,840</b>	<b>6,457</b>	<b>52,057</b>	<b>27,578</b>	<b>3%</b>	<b>2%</b>
MDGF-1830-A-AGO	Governance of Water and Sanitation in Angola's Poor Neighborhoods	UNDP	October-07	20,000	20,000	-	-	-	-	0%	0%
<b>MDGF-1830-A-AGO Total</b>				<b>20,000</b>	<b>20,000</b>	<b>-</b>	<b>-</b>	<b>-</b>	<b>-</b>	<b>0%</b>	<b>0%</b>
MDGF-1832-A-NIC	Democratic economic governance in the Water and Sanitation sector in the RAAN and RAAS	UNICEF	November-07	20,000	20,000	-	18,539	-	18,539	0%	93%
<b>MDGF-1832-A-NIC Total</b>				<b>20,000</b>	<b>20,000</b>	<b>-</b>	<b>18,539</b>	<b>-</b>	<b>18,539</b>	<b>0%</b>	<b>93%</b>
MDGF-1838-G-KHM	Creative Industries Support Programme	FAO	September-08	791,553	264,399	-	-	-	764	0%	0%
		ILO	September-08	941,017	311,040	-	-	206,753	38,290	66%	12%
		UNDP	September-08	818,826	211,952	-	-	-	-	0%	0%
		UNESCO	September-08	748,604	214,460	54,386	-	60,827	23,687	28%	11%
<b>MDGF-1838-G-KHM Total</b>				<b>3,300,000</b>	<b>1,001,851</b>	<b>54,386</b>	<b>-</b>	<b>267,580</b>	<b>62,741</b>	<b>27%</b>	<b>6%</b>
MDGF-1841-G-PAL	Culture and Development	UNESCO	November-07	20,000	20,000	-	20,000	-	20,000	0%	100%
<b>MDGF-1841-G-PAL Total</b>				<b>20,000</b>	<b>20,000</b>	<b>-</b>	<b>20,000</b>	<b>-</b>	<b>20,000</b>	<b>0%</b>	<b>100%</b>
MDGF-1854-H-PRY	JUVENTUD: CAPACIDADES Y OPORTUNIDADES ECONÓMICAS PARA LA INCLUSION SOCIAL	UNDP	February-08	10,000	10,000	3,950	3,950	-	3,950	0%	40%
<b>MDGF-1854-H-PRY Total</b>				<b>10,000</b>	<b>10,000</b>	<b>3,950</b>	<b>3,950</b>	<b>-</b>	<b>3,950</b>	<b>0%</b>	<b>40%</b>
MDGF-1858-HKOS	KOSOVO: FROM MIGRATION OPTIONS TO DECENT WORK FOR YOUTH	UNDP	March-08	12,000	12,000	12,000	12,000	-	12,000	0%	100%
<b>MDGF-1858-HKOS Total</b>				<b>12,000</b>	<b>12,000</b>	<b>12,000</b>	<b>12,000</b>	<b>-</b>	<b>12,000</b>	<b>0%</b>	<b>100%</b>
MDGF-1880-H-CHN	Protecting and Promoting the Rights of China's Vulnerable Migrants	UNDP	February-08	20,000	20,000	18,553	18,553	-	18,562	0%	93%
<b>MDGF-1880-H-CHN Total</b>				<b>20,000</b>	<b>20,000</b>	<b>18,553</b>	<b>18,553</b>	<b>-</b>	<b>18,562</b>	<b>0%</b>	<b>93%</b>
MDGF-1888-H-SDN	Creating opportunities for Youth Employment in Sudan	UNDP	February-08	15,000	15,000	-	-	-	-	0%	0%
<b>MDGF-1888-H-SDN Total</b>				<b>15,000</b>	<b>15,000</b>	<b>-</b>	<b>-</b>	<b>-</b>	<b>-</b>	<b>0%</b>	<b>0%</b>
MDGF-1897-H-ALB	Youth migration: Reaping the benefits and mitigating the risks	ILO	November-08	1,289,010	593,151	1,407	9,316	154,104	11,212	26%	2%
		IOM	November-08	628,253	164,652	-	-	-	-	0%	0%
		UNDP	November-08	789,516	491,141	-	-	-	-	0%	0%
		UNICEF	November-08	603,221	206,661	-	-	-	-	0%	0%
<b>MDGF-1897-H-ALB Total</b>				<b>3,310,000</b>	<b>1,455,605</b>	<b>1,407</b>	<b>9,316</b>	<b>154,104</b>	<b>11,212</b>	<b>11%</b>	<b>1%</b>
MDGF-1901-H-PER	PERU: PROMOTION OF EMPLOYMENT AND MSEs FOR YOUTH AND MANAGEMENT OF JUVENILE LABOR MIGRATION	ILO	February-08	20,000	20,000	-	7,483	-	7,483	0%	37%
<b>MDGF-1901-H-PER Total</b>				<b>20,000</b>	<b>20,000</b>	<b>-</b>	<b>7,483</b>	<b>-</b>	<b>7,483</b>	<b>0%</b>	<b>37%</b>
MDGF-1910-A-PRY	Strengthening the ability to define and apply water and sanitation policies	UNDP	August-08	20,000	20,000	-	-	-	4,000	0%	20%
<b>MDGF-1910-A-PRY Total</b>				<b>20,000</b>	<b>20,000</b>	<b>-</b>	<b>-</b>	<b>-</b>	<b>4,000</b>	<b>0%</b>	<b>20%</b>
MDGF-1913-A-ECU	Governance in the water and sanitation sector in Ecuador within the framework of the Millennium Development Goals	UNDP	August-08	20,000	20,000	-	-	-	19,174	0%	96%
<b>MDGF-1913-A-ECU Total</b>				<b>20,000</b>	<b>20,000</b>	<b>-</b>	<b>-</b>	<b>-</b>	<b>19,174</b>	<b>0%</b>	<b>96%</b>
MDGF-1917-A-GTM	Capacity-Building amongst the MAM People in Economic Water and Sanitation Governance	UNDP	August-08	20,000	20,000	-	-	-	-	0%	0%
<b>MDGF-1917-A-GTM Total</b>				<b>20,000</b>	<b>20,000</b>	<b>-</b>	<b>-</b>	<b>-</b>	<b>-</b>	<b>0%</b>	<b>0%</b>
MDGF-1919-A-PHL	Enhancing Access to and Provision of Water Services with the Active Participation of the Poor	UNDP	August-08	20,000	20,000	2,299	2,299	-	4,250	0%	21%
<b>MDGF-1919-A-PHL Total</b>				<b>20,000</b>	<b>20,000</b>	<b>2,299</b>	<b>2,299</b>	<b>-</b>	<b>4,250</b>	<b>0%</b>	<b>21%</b>
MDGF-1920-A-PAN	Strengthening equity in access to safe drinking water and sanitation by empowering citizens and excluded indigenous groups in rural areas	PAHO/WHO	August-08	20,000	20,000	-	-	-	4,842	0%	24%
<b>MDGF-1920-A-PAN Total</b>				<b>20,000</b>	<b>20,000</b>	<b>-</b>	<b>-</b>	<b>-</b>	<b>4,842</b>	<b>0%</b>	<b>24%</b>
MDGF-1921-A-BIH	Securing Access to Water through Institutional Development and Infrastructure	UNDP	August-08	20,000	20,000	-	-	-	14,456	0%	72%
<b>MDGF-1921-A-BIH Total</b>				<b>20,000</b>	<b>20,000</b>	<b>-</b>	<b>-</b>	<b>-</b>	<b>14,456</b>	<b>0%</b>	<b>72%</b>
MDGF-1926-H-HND	Human development for youth: overcoming the challenges of migration through employment	UNDP	August-08	20,000	20,000	812	69	-	3,011	0%	15%
<b>MDGF-1926-H-HND Total</b>				<b>20,000</b>	<b>20,000</b>	<b>812</b>	<b>69</b>	<b>-</b>	<b>3,011</b>	<b>0%</b>	<b>15%</b>
MDGF-1928-H-TUR	Growth with Decent Work for All	UNDP	August-08	20,000	20,000	-	-	-	8,547	0%	43%
<b>MDGF-1928-H-TUR Total</b>				<b>20,000</b>	<b>20,000</b>	<b>-</b>	<b>-</b>	<b>-</b>	<b>8,547</b>	<b>0%</b>	<b>43%</b>

\* No information on the update of commitments and disbursements were rcvcd from IFAD, UNAIDS, UNCDF, UNHCR, UNODC

\* It appears that PUNOs that reported on commitments, reported on the balance rather than the cumulative.

JP Number	JP Title	UN Org	Date of First Transfer	Budget	Amount Transferred	Up to 30 September 2008 Actuals		Up to 31 December 2008 Actuals		As of 31 December 2008	
						Commitments *	Disbursements **	Commitments *	Disbursements **	Commitment Rate	Disbursement Rate
MDGF-1929-H-SRB	Support to National Efforts for the Promotion of Youth Employment and the Management of Migration	IOM	August-08	20,000	20,000	3,890	-	-	5,665	0%	28%
<b>MDGF-1929-H-SRB Total</b>				<b>20,000</b>	<b>20,000</b>	<b>3,890</b>	<b>-</b>	<b>-</b>	<b>5,665</b>	<b>0%</b>	<b>28%</b>
MDGF-1930-H-TUN	Engaging Tunisian Youth to Achieve the MDGs	UNDP	August-08	10,000	10,000	-	-	-	10,500	0%	105%
<b>MDGF-1930-H-TUN Total</b>				<b>10,000</b>	<b>10,000</b>	<b>-</b>	<b>-</b>	<b>-</b>	<b>10,500</b>	<b>0%</b>	<b>105%</b>
MDGF-1931-H-BIH	BiH Youth Employability and Retention Programme	UNDP	August-08	20,000	20,000	-	-	-	15,344	0%	77%
<b>MDGF-1931-H-BIH Total</b>				<b>20,000</b>	<b>20,000</b>	<b>-</b>	<b>-</b>	<b>-</b>	<b>15,344</b>	<b>0%</b>	<b>77%</b>
MDGF-1936-H-ECU	Youth, Employment, Migration – Reducing Inequalities in Ecuador	UNDP		20,000	-	-	-	-	-		
		UNICEF	August-08		20,000				18,308	0%	92%
<b>MDGF-1936-H-ECU Total</b>				<b>20,000</b>	<b>20,000</b>	<b>-</b>	<b>-</b>	<b>-</b>	<b>18,308</b>	<b>0%</b>	<b>92%</b>
MDGF-1938-H-CRI	Joint Programme on Youth, Employment and Migration: A One-Stop Shop for Youth Employment	ILO	August-08	20,000	20,000	6,955	-	-	7,816	0%	39%
<b>MDGF-1938-H-CRI Total</b>				<b>20,000</b>	<b>20,000</b>	<b>6,955</b>	<b>-</b>	<b>-</b>	<b>7,816</b>	<b>0%</b>	<b>39%</b>
MDGF-1941-H-NIC	National Development Capacities for Improving Employment and Self-Employment Opportunities for Young People	UNDP	August-08	20,000	20,000	-	-	-	11,162	0%	56%
<b>MDGF-1941-H-NIC Total</b>				<b>20,000</b>	<b>20,000</b>	<b>-</b>	<b>-</b>	<b>-</b>	<b>11,162</b>	<b>0%</b>	<b>56%</b>
MDGF-1942-H-PHL	Alternatives to migration: Decent Jobs for Filipino youth	ILO	August-08	20,000	20,000	15,000	-	4,999	9,650	25%	48%
<b>MDGF-1942-H-PHL Total</b>				<b>20,000</b>	<b>20,000</b>	<b>15,000</b>	<b>-</b>	<b>4,999</b>	<b>9,650</b>	<b>25%</b>	<b>48%</b>
MDGF-1945-F-PAN	Improving citizens' security in Panama -- contributing to the social construction of peace	UNDP	September-08	20,000	20,000	-	-	-	-	0%	0%
<b>MDGF-1945-F-PAN Total</b>				<b>20,000</b>	<b>20,000</b>	<b>-</b>	<b>-</b>	<b>-</b>	<b>-</b>	<b>0%</b>	<b>0%</b>
MDGF-1948-F-MKD	Enhancing Inter-Ethnic Community Dialogue and Collaboration in FYR Macedonia	UNDP	November-08	20,000	20,000	-	-	-	-	0%	0%
<b>MDGF-1948-F-MKD Total</b>				<b>20,000</b>	<b>20,000</b>	<b>-</b>	<b>-</b>	<b>-</b>	<b>-</b>	<b>0%</b>	<b>0%</b>
MDGF-1951-F-CHL	National capacity-building for intercultural conflict prevention and management in Chile	UNDP	September-08	15,000	15,000	-	-	-	-	0%	0%
<b>MDGF-1951-F-CHL Total</b>				<b>15,000</b>	<b>15,000</b>	<b>-</b>	<b>-</b>	<b>-</b>	<b>-</b>	<b>0%</b>	<b>0%</b>
MDGF-1953-F-BOL	Integrated Prevention and Constructive Transformation of Social Conflicts	UNDP	November-08	20,000	20,000	-	-	-	-	0%	0%
<b>MDGF-1953-F-BOL Total</b>				<b>20,000</b>	<b>20,000</b>	<b>-</b>	<b>-</b>	<b>-</b>	<b>-</b>	<b>0%</b>	<b>0%</b>
MDGF-1954-F-BRA	Security with Citizenship: preventing violence and strengthening citizenship in Brazilian communities	UNDP	November-08	20,000	20,000	-	-	-	-	0%	0%
<b>MDGF-1954-F-BRA Total</b>				<b>20,000</b>	<b>20,000</b>	<b>-</b>	<b>-</b>	<b>-</b>	<b>-</b>	<b>0%</b>	<b>0%</b>
MDGF-1955-F-AFG	Joint Access to Justice at the District Level Project	UNDP	September-08	20,000	20,000	-	-	-	-	0%	0%
<b>MDGF-1955-F-AFG Total</b>				<b>20,000</b>	<b>20,000</b>	<b>-</b>	<b>-</b>	<b>-</b>	<b>-</b>	<b>0%</b>	<b>0%</b>
MDGF-1956-F-GNB	Strengthening Justice and Security Sector Reform in Guinea Bissau	UNDP	September-08	20,000	20,000	-	-	-	-	0%	0%
<b>MDGF-1956-F-GNB Total</b>				<b>20,000</b>	<b>20,000</b>	<b>-</b>	<b>-</b>	<b>-</b>	<b>-</b>	<b>0%</b>	<b>0%</b>
MDGF-1957-F-GTM	Consolidating Peace in Guatemala through Violence Prevention and Conflict Management	UNDP	September-08	20,000	20,000	-	-	-	-	0%	0%
<b>MDGF-1957-F-GTM Total</b>				<b>20,000</b>	<b>20,000</b>	<b>-</b>	<b>-</b>	<b>-</b>	<b>-</b>	<b>0%</b>	<b>0%</b>
MDGF-1958-F-MRT	Strengthening conflict prevention capacities and the rule of law in Mauritania	UNDP	September-08	20,000	20,000	-	-	-	-	0%	0%
<b>MDGF-1958-F-MRT Total</b>				<b>20,000</b>	<b>20,000</b>	<b>-</b>	<b>-</b>	<b>-</b>	<b>-</b>	<b>0%</b>	<b>0%</b>
MDGF-1961-F-CRI	Networks for coexistence, communities without fear	UNDP	September-08	20,000	20,000	14,606	14,606	-	16,612	0%	83%
<b>MDGF-1961-F-CRI Total</b>				<b>20,000</b>	<b>20,000</b>	<b>14,606</b>	<b>14,606</b>	<b>-</b>	<b>16,612</b>	<b>0%</b>	<b>83%</b>
MDGF-1962-F-SLV	Building social capital to reduce Violence: A new Transition in El Salvador	UNDP	September-08	18,000	18,000	-	-	-	5,819	0%	32%
<b>MDGF-1962-F-SLV Total</b>				<b>18,000</b>	<b>18,000</b>	<b>-</b>	<b>-</b>	<b>-</b>	<b>5,819</b>	<b>0%</b>	<b>32%</b>
MDGF-1964-F-COL	Strengthening local capacities for peace-building in the Department of Nariño	UNDP	September-08	20,000	20,000	-	-	-	-	0%	0%
<b>MDGF-1964-F-COL Total</b>				<b>20,000</b>	<b>20,000</b>	<b>-</b>	<b>-</b>	<b>-</b>	<b>-</b>	<b>0%</b>	<b>0%</b>
MDGF-1969-F-MEX	Conflict prevention, development of agreements and peace building for internally displaced persons (IDPs) in Chiapas State	UNDP	November-08	20,000	20,000	-	-	-	5,436	0%	27%

\* No information on the update of commitments and disbursements were rcvcd from IFAD, UNAIDS, UNCDF, UNHCR, UNODC

\* It appears that PUNOs that reported on commitments, reported on the balance rather than the cumulative.

JP Number	JP Title	UN Org	Date of First Transfer	Budget	Amount Transferred	Up to 30 September 2008 Actuals		Up to 31 December 2008 Actuals		As of 31 December 2008	
						Commitments *	Disbursements **	Commitments *	Disbursements **	Commitment Rate	Disbursement Rate
<b>MDGF-1969-F-MEX Total</b>				<b>20,000</b>	<b>20,000</b>				<b>5,436</b>	<b>0%</b>	<b>27%</b>
<b>MDGF-1972-F-SRB</b>	<b>Promoting Peace Building in Southern Serbia</b>	UNDP	September-08	20,000	20,000	-	-	-	-	0%	0%
<b>MDGF-1972-F-SRB Total</b>				<b>20,000</b>	<b>20,000</b>	<b>-</b>	<b>-</b>	<b>-</b>	<b>-</b>	<b>0%</b>	<b>0%</b>
<b>MDGF-1975-F-HRV</b>	<b>Closing the Chapter: Social Inclusion and Conflict Transformation in War-Affected Areas of Croatia</b>	UNDP	September-08	20,000	20,000	-	-	-	14,590	0%	73%
<b>MDGF-1975-F-HRV Total</b>				<b>20,000</b>	<b>20,000</b>	<b>-</b>	<b>-</b>	<b>-</b>	<b>14,590</b>	<b>0%</b>	<b>73%</b>
<b>MDGF-1976-F-LBN</b>	<b>Conflict Prevention and Peacebuilding Lebanon</b>	UNDP	September-08	20,000	20,000	-	-	-	6,651	0%	33%
<b>MDGF-1976-F-LBN Total</b>				<b>20,000</b>	<b>20,000</b>	<b>-</b>	<b>-</b>	<b>-</b>	<b>6,651</b>	<b>0%</b>	<b>33%</b>
<b>MDGF-1978-F-SDN</b>	<b>Sustained Peace for Development: Conflict Prevention and Peace-Building in Sudan</b>	UNDP	September-08	10,000	10,000	-	-	-	-	0%	0%
<b>MDGF-1978-F-SDN Total</b>				<b>10,000</b>	<b>10,000</b>	<b>-</b>	<b>-</b>	<b>-</b>	<b>-</b>	<b>0%</b>	<b>0%</b>
<b>MDGF-1979-F-COD</b>	<b>Project to support Stabilization and Conflict Prevention in North Kivu</b>	UNDP	September-08	20,000	20,000	-	-	-	-	0%	0%
<b>MDGF-1979-F-COD Total</b>				<b>20,000</b>	<b>20,000</b>	<b>-</b>	<b>-</b>	<b>-</b>	<b>-</b>	<b>0%</b>	<b>0%</b>
<b>Grand Total</b>				<b>238,585,000</b>	<b>63,675,611</b>	<b>1,754,283</b>	<b>2,062,214</b>	<b>2,739,664</b>	<b>6,576,860</b>	<b>4%</b>	<b>10%</b>

\* No information on the update of commitments and disbursements were rcvd from IFAD, UNAIDS, UNCDF, UNHCR, UNODC

\*\* It appears that PUNOs that reported on commitments, reported on the balance rather than the cumulative.