







**Consolidated Annual Financial
Report of the Administrative Agent
for
the Moldova Toward Unity in Action Fund**

for the period 1 January to 31 December 2017

Multi-Partner Trust Fund Office
Bureau for Management Services
United Nations Development Programme
[GATEWAY: http://mptf.undp.org](http://mptf.undp.org)

31 May 2018

PARTICIPATING ORGANIZATIONS	CONTRIBUTORS
 <p>Office of the UN High Commissioner for Human Rights</p>	 <p>Government of Netherlands</p>
 <p>Joint United Nations Programme for HIV/AIDS</p>	 <p>Government of Norway</p>
 <p>United Nations Development Programme</p>	 <p>Government of Sweden</p>
 <p>United Nations Children's Fund</p>	 <p>Swiss Agency for Development & Cooperation</p>
 <p>United Nations Office for Drugs and Crime</p>	
 <p>UNWOMEN</p>	
 <p>World Health Organization</p>	

DEFINITIONS

Allocation

Amount approved by the Steering Committee for a project/programme.

Approved Project/Programme

A project/programme including budget, etc., that is approved by the Steering Committee for fund allocation purposes.

Contributor Commitment

Amount(s) committed by a donor to a Fund in a signed Standard Administrative Arrangement with the UNDP Multi-Partner Trust Fund Office (MPTF Office), in its capacity as the Administrative Agent. A commitment may be paid or pending payment.

Contributor Deposit

Cash deposit received by the MPTF Office for the Fund from a contributor in accordance with a signed Standard Administrative Arrangement.

Delivery Rate

The percentage of funds that have been utilized, calculated by comparing expenditures reported by a Participating Organization against the 'net funded amount'.

Indirect Support Costs

A general cost that cannot be directly related to any particular programme or activity of the Participating Organizations. UNDG policy establishes a fixed indirect cost rate of 7% of programmable costs.

Net Funded Amount

Amount transferred to a Participating Organization less any refunds transferred back to the MPTF Office by a Participating Organization.

Participating Organization

A UN Organization or other inter-governmental Organization that is an implementing partner in a Fund, as represented by signing a Memorandum of Understanding (MOU) with the MPTF Office for a particular Fund.

Project Expenditure

The sum of expenses and/or expenditure reported by all Participating Organizations for a Fund irrespective of which basis of accounting each Participating Organization follows for donor reporting.

Project Financial Closure

A project or programme is considered financially closed when all financial obligations of an operationally completed project or programme have been settled, and no further financial charges may be incurred.

Project Operational Closure

A project or programme is considered operationally closed when all programmatic activities for which Participating Organization(s) received funding have been completed.

Project Start Date

Date of transfer of first instalment from the MPTF Office to the Participating Organization.

Total Approved Budget

This represents the cumulative amount of allocations approved by the Steering Committee.

US Dollar Amount

The financial data in the report is recorded in US Dollars and due to rounding off of numbers, the totals may not add up.

TABLE OF CONTENTS.

Introduction	1
1. Sources and Uses of Funds	2
2. Partner Contributions	3
3. Interest Earned	3
4. Transfer of Funds	4
5. Expenditure and Financial Delivery Rates	5
6. Cost Recovery	6
7. Accountability and Transparency	7
8. Direct Cost	8

INTRODUCTION

This Consolidated Annual Financial Report of the **Moldova Toward Unity in Action Fund** is prepared by the United Nations Development Programme (UNDP) Multi-Partner Trust Fund Office (MPTF Office) in fulfillment of its obligations as Administrative Agent, as per the terms of Reference (TOR), the Memorandum of Understanding (MOU) signed between the UNDP MPTF Office and the Participating Organizations, and the Standard Administrative Arrangement (SAA) signed with contributors.

The MPTF Office, as Administrative Agent, is responsible for concluding an MOU with Participating Organizations and SAAs with contributors. It receives, administers and

manages contributions, and disburses these funds to the Participating Organizations. The Administrative Agent prepares and submits annual consolidated financial reports, as well as regular financial statements, for transmission to contributors.

This consolidated financial report covers the period 1 January to 31 December 2017 and provides financial data on progress made in the implementation of projects of the **Moldova Toward Unity in Action Fund**. It is posted on the MPTF Office GATEWAY (<http://mptf.undp.org/factsheet/fund/MDA00>).

The financial data in the report is recorded in US Dollars and due to rounding off of numbers, the totals may not add up.

2017 FINANCIAL PERFORMANCE

This chapter presents financial data and analysis of the **Moldova Toward Unity in Action Fund** using the pass-through funding modality as of 31 December 2017. Financial information for this Fund is also available on the MPTF Office GATEWAY, at the following address: <http://mptf.undp.org/factsheet/fund/MDA00>.

1. SOURCES AND USES OF FUNDS

As of 31 December 2017, 4 contributors deposited US\$ 8,378,101 in contributions and US\$ 3,816 was earned in interest.

The cumulative source of funds was US\$ **8,381,918**

Of this amount, US\$ **7,617,233** has been net funded to 7 Participating Organizations, of which US\$ **6,624,029** has been reported as expenditure. The Administrative Agent fee has been charged at the approved rate of 1% on deposits and amounts to US\$ **83,781**. Table 1 provides an overview of the overall sources, uses, and balance of the **Moldova Toward Unity in Action Fund** as of 31 December 2017.

Table 1. Financial Overview, as of 31 December 2017 (in US Dollars)

	Annual 2016	Annual 2017	Cumulative
Sources of Funds			
Contributions from donors	2,614,134	1,973,810	8,378,101
Fund Earned Interest and Investment Income	1,424	1,285	3,816
Interest Income received from Participating Organizations	-	-	-
Refunds by Administrative Agent to Contributors	-	-	-
Fund balance transferred to another MDTF	-	-	-
Other Income	-	-	-
Total: Sources of Funds	2,615,558	1,975,095	8,381,918
Use of Funds			
Transfers to Participating Organizations	2,587,937	1,279,367	7,619,394
Refunds received from Participating Organizations	(1,868)	(293)	(2,161)
Net Funded Amount	2,586,069	1,279,074	7,617,233
Administrative Agent Fees	26,141	19,738	83,781
Direct Costs: (Steering Committee, Secretariat...etc.)	-	-	-
Bank Charges	62	1	254
Other Expenditures	-	-	-
Total: Uses of Funds	2,612,272	1,298,814	7,701,269
Change in Fund cash balance with Administrative Agent	3,285	676,281	680,649
Opening Fund balance (1 January)	1,082	4,368	-
Closing Fund balance (31 December)	4,368	680,649	680,649
Net Funded Amount (Includes Direct Cost)	2,586,069	1,279,074	7,617,233
Participating Organizations' Expenditure (Includes Direct Cost)	2,094,564	1,734,989	6,624,029
Balance of Funds with Participating Organizations			993,205

2. PARTNER CONTRIBUTIONS

Table 2 provides information on cumulative contributions received from all contributors to this Fund as of 31 December 2017.

The **Moldova Toward Unity in Action Fund** is currently being financed by **4** contributors, as listed in the table below.

The table below includes commitments made up to 31 December 2017 through signed Standard Administrative Agreements, and deposits made through 2017. It does not include commitments that were made to the fund beyond 2017.

Table 2. Contributors' Commitments and Deposits, as of 31 December 2017 (in US Dollars)

Contributors	Total Commitments	Prior Years as of 31-Dec-2016 Deposits	Current Year Jan-Dec-2017 Deposits	Total Deposits
Government of Netherlands	44,329	44,329	-	44,329
Government of Norway	1,422,554	1,422,554	-	1,422,554
Government of Sweden	4,952,767	4,329,321	623,446	4,952,767
Swiss Agency for Development & Cooperation	1,958,451	608,088	1,350,364	1,958,451
Grand Total	8,378,101	6,404,291	1,973,810	8,378,101

3. INTEREST EARNED

Interest income is earned in two ways: 1) on the balance of funds held by the Administrative Agent (Fund earned interest), and 2) on the balance of funds held by the Participating Organizations (Agency earned interest) where their Financial Regulations and Rules allow return of interest to the AA.

As of 31 December 2017, Fund earned interest amounts to US\$ **3,816**.

Details are provided in the table below.

Table 3. Sources of Interest and Investment Income, as of 31 December 2017 (in US Dollars)

Interest Earned	Prior Years as of 31-Dec-2016	Current Year Jan-Dec-2017	Total
Administrative Agent			
Fund Earned Interest and Investment Income	2,531	1,285	3,816
Total: Fund Earned Interest	2,531	1,285	3,816
Participating Organization			
Total: Agency earned interest			
Grand Total	2,531	1,285	3,816

4. TRANSFER OF FUNDS

Allocations to Participating Organizations are approved by the Steering Committee and disbursed by the Administrative Agent. As of 31 December 2017, the AA has transferred US\$ **7,619,394** to **7** Participating Organizations (see list below).

4.1 TRANSFER BY PARTICIPATING ORGANIZATION

Table 4 provides additional information on the refunds received by the MPTF Office, and the net funded amount for each of the Participating Organizations.

Table 4. Transfer, Refund, and Net Funded Amount by Participating Organization, as of 31 December 2017 (in US Dollars)

Participating Organization	Prior Years as of 31-Dec-2016			Current Year Jan-Dec-2017			Total		
	Transfers	Refunds	Net Funded	Transfers	Refunds	Net Funded	Transfers	Refunds	Net Funded
OHCHR	492,841		492,841	223,369		223,369	716,210		716,210
UNAIDS	179,059		179,059	79,312	(293)	79,019	258,371	(293)	258,078
UNDP	2,658,129		2,658,129	394,916		394,916	3,053,045		3,053,045
UNICEF	101,615		101,615	153,686		153,686	255,301		255,301
UNODC	163,458		163,458	111,839		111,839	275,297		275,297
UNWOMEN	2,395,324		2,395,324				2,395,324		2,395,324
WHO	349,601	(1,868)	347,733	316,245		316,245	665,846	(1,868)	663,978
Grand Total	6,340,027	(1,868)	6,338,159	1,279,367	(293)	1,279,074	7,619,394	(2,161)	7,617,233

5. EXPENDITURE AND FINANCIAL DELIVERY RATES

All final expenditures reported for the year 2017 were submitted by the Headquarters of the Participating Organizations. These were consolidated by the MPTF Office.

Project expenditures are incurred and monitored by each Participating Organization, and are reported as per the agreed upon categories for inter-agency harmonized reporting. The reported expenditures were submitted via the MPTF Office's online expenditure reporting tool. The 2017 expenditure data has been posted on the MPTF Office GATEWAY at <http://mptf.undp.org/factsheet/fund/MDA00>.

5.1 EXPENDITURE REPORTED BY PARTICIPATING ORGANIZATION

In 2017, US\$ **1,279,074** was net funded to Participating Organizations, and US\$ **1,734,989** was reported in expenditure.

As shown in table 5.1 below, the cumulative net funded amount is US\$ **7,617,233** and cumulative expenditures reported by the Participating Organizations amount to US\$ **6,624,029**. This equates to an overall Fund expenditure delivery rate of **87** percent.

The agencies with the three highest delivery rates are: UNWOMEN (100%), UNDP (90%) and UNAIDS (73%)

Table 5.1. Net Funded Amount, Reported Expenditure, and Financial Delivery by Participating Organization, as of 31 December 2017 (in US Dollars)

Participating Organization	Approved Amount	Net Funded Amount	Expenditure			Delivery Rate %
			Prior Years as of 31-Dec-2016	Current Year Jan-Dec-2017	Cumulative	
OHCHR	716,210	716,210	322,724	135,487	458,210	63.98
UNAIDS	258,371	258,078	102,840	84,745	187,586	72.69
UNDP	3,053,045	3,053,045	2,304,740	457,152	2,761,892	90.46
UNICEF	255,301	255,301	49,416	120,706	170,122	66.64
UNODC	275,297	275,297	59,686	127,382	187,068	67.95
UNWOMEN	2,395,324	2,395,324	1,862,609	527,784	2,390,394	99.79
WHO	665,846	663,978	187,024	281,733	468,758	70.60
Grand Total	7,619,394	7,617,233	4,889,040	1,734,989	6,624,029	86.96

5.2 EXPENDITURE BY [UNDAF OUTCOME OR THEMATIC AREA]

Table 5.2 displays the net funded amounts, expenditures incurred and the financial delivery rates by [UNDAF Outcome or Thematic Area].

Table 5.2 Expenditure by UNDAF Outcome, as of 31 December 2017 (in US Dollars)

Country/Sector	Prior Years as of 31-Dec-2016		Current Year Jan-Dec-2017		Total		Delivery Rate %
	Net Funded Amount	Expenditure	Net Funded Amount	Expenditure	Net Funded Amount	Expenditure	
Republic of Moldova							
Governance and Human Rights	5,736,153	4,555,030	616,919	1,240,428	6,353,072	5,795,459	91.22
Social Inclusion	602,006	334,009	662,155	494,561	1,264,161	828,570	65.54
Republic of Moldova, Total:	6,338,159	4,889,040	1,279,074	1,734,989	7,617,233	6,624,029	86.96
Grand Total:	6,338,159	4,889,040	1,279,074	1,734,989	7,617,233	6,624,029	86.96

5.4 EXPENDITURE REPORTED BY CATEGORY

Project expenditures are incurred and monitored by each Participating Organization and are reported as per the agreed categories for inter-agency harmonized reporting. In 2006 the UN Development Group (UNDG) established six categories against which UN entities must report inter-agency project expenditures. Effective 1 January 2012, the UN Chief Executive Board (CEB) modified these categories as a result of IPSAS adoption to comprise eight categories. All expenditure incurred prior to 1 January 2012 have been reported in the old categories; post 1 January 2012 all expenditure are reported in the new eight categories. See table below.

2012 CEB Expense Categories

1. Staff and personnel costs
2. Supplies, commodities and materials
3. Equipment, vehicles, furniture and depreciation
4. Contractual services
5. Travel
6. Transfers and grants
7. General operating expenses
8. Indirect costs

Table 6. Expenditure by UNDG Budget Category, as of 31 December 2017 (in US Dollars)

Category	Expenditure			Percentage of Total Programme Cost
	Prior Years as of 31-Dec-2016	Current Year Jan-Dec-2017	Total	
Staff & Personnel Cost (New)	368,300	235,576	603,877	9.75
Supplies, Commodities and Materials (New)	143,373	53,637	197,011	3.18
Equipment, Vehicles, Furniture and Depreciation (New)	119,702	10,218	129,919	2.10
Contractual Services (New)	2,267,142	753,981	3,021,123	48.76
Travel (New)	236,545	75,904	312,449	5.04
Transfers and Grants (New)	500,023	216,613	716,637	11.57
General Operating (New)	904,645	309,931	1,214,577	19.60
Programme Costs Total	4,539,731	1,655,861	6,195,592	100.00
¹ Indirect Support Costs Total	349,308	79,128	428,436	6.92
Total	4,889,040	1,734,989	6,624,029	

¹ **Indirect Support Costs** charged by Participating Organization, based on their financial regulations, can be deducted upfront or at a later stage during implementation. The percentage may therefore appear to exceed the 7% agreed-upon for on-going projects. Once projects are financially closed, this number is not to exceed 7%.

6. COST RECOVERY

Cost recovery policies for the Fund are guided by the applicable provisions of the Terms of Reference, the MOU concluded between the Administrative Agent and Participating Organizations, and the SAAs concluded between the Administrative Agent and Contributors, based on rates approved by UNDG.

The policies in place, as of 31 December 2017, were as follows:

- **The Administrative Agent (AA) fee:** 1% is charged at the time of contributor deposit and covers services provided on that contribution for the entire duration of the Fund. In the reporting period US\$ **19,738** was deducted in AA-fees. Cumulatively, as of 31 December 2017, US\$ **83,781** has been charged in AA-fees.
- **Indirect Costs of Participating Organizations:** Participating Organizations may charge 7% indirect costs. In the current reporting period US\$ **79,128** was deducted in indirect costs by Participating Organizations. Cumulatively, indirect costs amount to US\$ **428,436** as of 31 December 2017.

7. ACCOUNTABILITY AND TRANSPARENCY

In order to effectively provide fund administration services and facilitate monitoring and reporting to the UN system and its partners, the MPTF Office has developed a public website, the MPTF Office Gateway (<http://mptf.undp.org>). Refreshed in real time every two hours from an internal enterprise resource planning system, the MPTF Office Gateway has become a standard setter for providing transparent and accountable trust fund administration services.

The Gateway provides financial information including: contributor commitments and deposits, approved programme budgets, transfers to and expenditures reported by Participating Organizations, interest income and other expenses. In addition, the Gateway provides an overview of the MPTF Office portfolio and extensive information on individual Funds, including their purpose, governance structure and key documents. By providing easy access to the growing number of narrative and financial reports, as well as related project documents, the Gateway collects and preserves important institutional knowledge and facilitates knowledge sharing and management among UN Organizations and their development partners, thereby contributing to UN coherence and development effectiveness.