









**Consolidated Annual Financial
Report of the Administrative Agent
for
the Tanzania One UN Fund**

for the period 1 January to 31 December 2017

Multi-Partner Trust Fund Office
Bureau for Management Services
United Nations Development Programme
[GATEWAY: http://mptf.undp.org](http://mptf.undp.org)

31 May 2018

PARTICIPATING ORGANIZATIONS	CONTRIBUTORS
 <p>Food and Agriculture Organization</p>	 <p>Canadian International Development Agency</p>
 <p>International Labour organization</p>	 <p>Delivering Results Together</p>
 <p>International Organization Migration</p>	 <p>Department for International Development (DFID)</p>
 <p>International Trade Centre</p>	 <p>Expanded DaO Funding Window</p>
 <p>Joint United Nations Programme on HIV/AIDS</p>	 <p>Government of Finland</p>
 <p>United Nations Capital Development Fund</p>	 <p>Irish Aid</p>
 <p>UN Conference on Trade and Development</p>	 <p>Government of Netherlands</p>
 <p>United Nations Development Programme</p>	 <p>Government of Norway</p>
 <p>United Nations Environment Programme</p>	 <p>Government of Spain</p>
 <p>United Nations Educational, Scientific and Cultural Organization</p>	 <p>Swedish International Development Cooperation</p>
	 <p>Swiss Agency For Development & Cooperation</p>

	United Nations Population Fund	
	UN Centre for Human Settlements Programme	
	UN High Commissioner for Refugee	
	United Nations Children's Fund	
	UN Industrial Development organization	
	UN Office for Drugs and Crime	
	UNWOMEN	
	World Food Programme	
	World Health Organization	

DEFINITIONS

Allocation

Amount approved by the Steering Committee for a project/programme.

Approved Project/Programme

A project/programme including budget, etc., that is approved by the Steering Committee for fund allocation purposes.

Contributor Commitment

Amount(s) committed by a donor to a Fund in a signed Standard Administrative Arrangement with the UNDP Multi-Partner Trust Fund Office (MPTF Office), in its capacity as the Administrative Agent. A commitment may be paid or pending payment.

Contributor Deposit

Cash deposit received by the MPTF Office for the Fund from a contributor in accordance with a signed Standard Administrative Arrangement.

Delivery Rate

The percentage of funds that have been utilized, calculated by comparing expenditures reported by a Participating Organization against the 'net funded amount'.

Indirect Support Costs

A general cost that cannot be directly related to any particular programme or activity of the Participating Organizations. UNDG policy establishes a fixed indirect cost rate of 7% of programmable costs.

Net Funded Amount

Amount transferred to a Participating Organization less any refunds transferred back to the MPTF Office by a Participating Organization.

Participating Organization

A UN Organization or other inter-governmental Organization that is an implementing partner in a Fund, as represented by signing a Memorandum of Understanding (MOU) with the MPTF Office for a particular Fund.

Project Expenditure

The sum of expenses and/or expenditure reported by all Participating Organizations for a Fund irrespective of which basis of accounting each Participating Organization follows for donor reporting.

Project Financial Closure

A project or programme is considered financially closed when all financial obligations of an operationally completed project or programme have been settled, and no further financial charges may be incurred.

Project Operational Closure

A project or programme is considered operationally closed when all programmatic activities for which Participating Organization(s) received funding have been completed.

Project Start Date

Date of transfer of first instalment from the MPTF Office to the Participating Organization.

Total Approved Budget

This represents the cumulative amount of allocations approved by the Steering Committee.

US Dollar Amount

The financial data in the report is recorded in US Dollars and due to rounding off of numbers, the totals may not add up.

INTRODUCTION

This Consolidated Annual Financial Report of the **Tanzania One UN Fund** is prepared by the United Nations Development Programme (UNDP) Multi-Partner Trust Fund Office (MPTF Office) in fulfillment of its obligations as Administrative Agent, as per the terms of Reference (TOR), the Memorandum of Understanding (MOU) signed between the UNDP MPTF Office and the Participating Organizations, and the Standard Administrative Arrangement (SAA) signed with contributors.

The MPTF Office, as Administrative Agent, is responsible for concluding an MOU with Participating Organizations and SAAs with contributors. It receives, administers and

manages contributions, and disburses these funds to the Participating Organizations. The Administrative Agent prepares and submits annual consolidated financial reports, as well as regular financial statements, for transmission to contributors.

This consolidated financial report covers the period 1 January to 31 December **2017** and provides financial data on progress made in the implementation of projects of the **Tanzania One UN Fund**. It is posted on the MPTF Office GATEWAY (<http://mptf.undp.org/factsheet/fund/TZ100>).

The financial data in the report is recorded in US Dollars and due to rounding off of numbers, the totals may not add up.

2017 FINANCIAL PERFORMANCE

This chapter presents financial data and analysis of the **Tanzania One UN Fund** using the pass-through funding modality as of 31 December 2017. Financial information for this Fund is also available on the MPTF Office GATEWAY, at the following address: <http://mptf.undp.org/factsheet/fund/TZ100>.

1. SOURCES AND USES OF FUNDS

As of 31 December 2017, **11** contributors deposited US\$ **239,374,737** in contributions and US\$ **1,977,498** was earned in interest.

The cumulative source of funds was US\$ **241,352,235**

Of this amount, US\$ **219,882,742** has been net funded to **19** Participating Organizations, of which US\$ **214,172,529** has been reported as expenditure. The Administrative Agent fee has been charged at the approved rate of 1% on deposits and amounts to US\$ **2,393,747**. Table 1 provides an overview of the overall sources, uses, and balance of the **Tanzania One UN Fund** as of 31 December 2017.

Table 1. Financial Overview, as of 31 December 2017 (in US Dollars)

	Annual 2016	Annual 2017	Cumulative
Sources of Funds			
Contributions from donors	4,342,292	17,459,973	239,374,737
Fund Earned Interest and Investment Income	8,259	57,471	1,325,905
Interest Income received from Participating Organizations	4,137	9,233	651,594
Refunds by Administrative Agent to Contributors	-	-	-
Fund balance transferred to another MDTF	-	-	-
Other Income	-	-	-
Total: Sources of Funds	4,354,688	17,526,677	241,352,235
Use of Funds			
Transfers to Participating Organizations	1,635,557	4,710,995	229,661,126
Refunds received from Participating Organizations	(28,570)	(2,783,145)	(9,778,384)
Net Funded Amount	1,606,987	1,927,850	219,882,742
Administrative Agent Fees	43,423	174,600	2,393,747
Direct Costs: (Steering Committee, Secretariat...etc.)	-	-	-
Bank Charges	52	165	4,900
Other Expenditures	-	-	-
Total: Uses of Funds	1,650,461	2,102,614	222,281,389
Change in Fund cash balance with Administrative Agent	2,704,227	15,424,063	19,070,846
Opening Fund balance (1 January)	942,557	3,646,783	-
Closing Fund balance (31 December)	3,646,783	19,070,846	19,070,846
Net Funded Amount (Includes Direct Cost)	1,606,987	1,927,850	219,882,742
Participating Organizations' Expenditure (Includes Direct Cost)	19,159,976	3,887,010	214,172,529
Balance of Funds with Participating Organizations			5,710,213

2. PARTNER CONTRIBUTIONS

Table 2 provides information on cumulative contributions received from all contributors to this Fund as of 31 December 2017.

The **Tanzania One UN Fund** is currently being financed by **11** contributors, as listed in the table below.

The table below includes commitments made up to 31 December 2017 through signed Standard Administrative Agreements, and deposits made through 2017. It does not include commitments that were made to the fund beyond 2017.

Table 2. Contributors' Commitments and Deposits, as of 31 December 2017 (in US Dollars)

Contributors	Total Commitments	Prior Years as of 31-Dec-2016 Deposits	Current Year Jan-Dec-2017 Deposits	Total Deposits
CANADIAN INTERNATIONAL DEVELOPMENT AGENC	45,702,441	45,702,441	-	45,702,441
Delivering Results Together	2,950,000	2,950,000	-	2,950,000
DEPARTMENT FOR INT'L DEVELOPMENT (DFID)	27,850,153	27,850,153	-	27,850,153
Expanded DaO Funding Window	41,917,000	41,917,000	-	41,917,000
FINLAND, Government of	10,726,800	10,726,800	-	10,726,800
IRISH AID	10,443,974	10,443,974	-	10,443,974
NETHERLANDS, Government of	10,612,335	10,612,335	-	10,612,335
NORWAY, Government of	38,182,558	31,276,773	6,905,784	38,182,558
SPAIN, Government of	6,000,000	6,000,000	-	6,000,000
SWEDISH INT'L DEVELOPMENT COOPERATION	39,750,420	29,196,231	10,554,189	39,750,420
SWISS AGY FOR DEVELOPMENT & COOPERATION	5,239,058	5,239,058	-	5,239,058
Grand Total	239,374,737	221,914,764	17,459,973	239,374,737

3. INTEREST EARNED

Interest income is earned in two ways: 1) on the balance of funds held by the Administrative Agent (Fund earned interest), and 2) on the balance of funds held by the Participating Organizations (Agency earned interest) where their Financial Regulations and Rules allow return of interest to the AA.

As of 31 December 2017, Fund earned interest amounts to US\$ **1,325,905**.

Interest received from Participating Organizations amounts to US\$ **651,594**, bringing the cumulative interest received to US\$ **1,977,498**.

Details are provided in the table below.

Table 3. Sources of Interest and Investment Income, as of 31 December 2017 (in US Dollars)

Interest Earned	Prior Years as of 31-Dec-2016	Current Year Jan-Dec-2017	Total
Administrative Agent			
Fund Earned Interest and Investment Income	1,268,434	57,471	1,325,905
Total: Fund Earned Interest	1,268,434	57,471	1,325,905
Participating Organization			
FAO	9,602		9,602
UNCTAD	611		611
UNDP	448,177		448,177
UNESCO	40,505	2,362	42,867
UNFPA	74,203		74,203
UNIDO	67,812	6,871	74,683
UNODC	467		467
UNWOMEN	984		984
Total: Agency earned interest	642,360	9,233	651,594
Grand Total	1,910,795	66,704	1,977,498

4. TRANSFER OF FUNDS

Allocations to Participating Organizations are approved by the Steering Committee and disbursed by the Administrative Agent. As of 31 December 2017, the AA has transferred US\$ 229,661,126 to 19 Participating Organizations (see list below).

4.1 TRANSFER BY PARTICIPATING ORGANIZATION

Table 4 provides additional information on the refunds received by the MPTF Office, and the net funded amount for each of the Participating Organizations.

Table 4. Transfer, Refund, and Net Funded Amount by Participating Organization, as of 31 December 2017 (in US Dollars)

Participating Organization	Prior Years as of 31-Dec-2016			Current Year Jan-Dec-2017			Total		
	Transfers	Refunds	Net Funded	Transfers	Refunds	Net Funded	Transfers	Refunds	Net Funded
FAO	8,906,588	(237,125)	8,669,463		(103,622)	(103,622)	8,906,588	(340,747)	8,565,841
ILO	14,626,803	(638,918)	13,987,885	166,319	(134,828)	31,491	14,793,122	(773,746)	14,019,376
IOM	5,018,782		5,018,782	376,377	(503,343)	(126,966)	5,395,159	(503,343)	4,891,816
ITC	1,228,126		1,228,126				1,228,126		1,228,126
UNAIDS	725,906	(58,000)	667,906				725,906	(58,000)	667,906
UNCDF	2,402,846		2,402,846	713,540		713,540	3,116,386		3,116,386
UNCTAD	1,183,676		1,183,676				1,183,676		1,183,676
UNDP	73,975,369	(2,620,460)	71,354,909	870,488		870,488	74,845,857	(2,620,460)	72,225,397
UNEP	1,155,294	(39,463)	1,115,831				1,155,294	(39,463)	1,115,831
UNESCO	10,103,614	(995,480)	9,108,134		(130,144)	(130,144)	10,103,614	(1,125,624)	8,977,990
UNFPA	12,970,055	(879,753)	12,090,302	146,623	(28,497)	118,126	13,116,678	(908,250)	12,208,428
UNHABITAT	1,575,778		1,575,778				1,575,778		1,575,778
UNHCR	11,584,912	(84,174)	11,500,738	840,622		840,622	12,425,534	(84,174)	12,341,360
UNICEF	27,540,614	(85,728)	27,454,886	496,187		496,187	28,036,801	(85,728)	27,951,073
UNIDO	12,283,687	(306,873)	11,976,813				12,283,687	(306,873)	11,976,813
UNODC	1,011,220		1,011,220				1,011,220		1,011,220
UNWOMEN	4,656,194	(53,169)	4,603,025	1,100,839		1,100,839	5,757,033	(53,169)	5,703,864
WFP	15,576,290	(140,552)	15,435,738				15,576,290	(140,552)	15,435,738
WHO	18,424,377	(855,542)	17,568,835		(1,882,712)	(1,882,712)	18,424,377	(2,738,254)	15,686,123
Grand Total	224,950,131	(6,995,238)	217,954,893	4,710,995	(2,783,145)	1,927,850	229,661,126	(9,778,384)	219,882,742

5. EXPENDITURE AND FINANCIAL DELIVERY RATES

All final expenditures reported for the year 2017 were submitted by the Headquarters of the Participating Organizations. These were consolidated by the MPTF Office.

Project expenditures are incurred and monitored by each Participating Organization, and are reported as per the agreed upon categories for inter-agency harmonized reporting. The reported expenditures were submitted via the MPTF Office's online expenditure reporting tool. The 2017 expenditure data has been posted on the MPTF Office GATEWAY at <http://mptf.undp.org/factsheet/fund/TZ100>.

5.1 EXPENDITURE REPORTED BY PARTICIPATING ORGANIZATION

In 2017, US\$ 1,927,850 was net funded to Participating Organizations, and US\$ 3,887,010 was reported in expenditure.

As shown in table below, the cumulative net funded amount is US\$ 219,882,742 and cumulative expenditures reported by the Participating Organizations amount to US\$ 214,172,529. This equates to an overall Fund expenditure delivery rate of 97 percent.

The agencies with the three highest delivery rates are: UNHABITAT (109%), WHO (100%) and UNAIDS (100%)

Table 5.1 Net Funded Amount, Reported Expenditure, and Financial Delivery by Participating Organization, as of 31 December 2017 (in US Dollars)

Participating Organization	Approved Amount	Net Funded Amount	Expenditure			Delivery Rate %
			Prior Years as of 31-Dec-2016	Current Year Jan-Dec-2017	Cumulative	
FAO	8,906,589	8,565,841	7,733,123	687,422	8,420,544	98.30
ILO	14,793,123	14,019,376	13,855,072	36,243	13,891,315	99.09
IOM	5,395,159	4,891,816	4,515,439	83,783	4,599,222	94.02
ITC	1,228,126	1,228,126	1,191,760	30	1,191,790	97.04
UNAIDS	731,906	667,906	667,906		667,906	100.00
UNCDF	3,116,386	3,116,386	2,182,209	(36,230)	2,145,979	68.86
UNCTAD	1,183,676	1,183,676	959,540	173,043	1,132,583	95.68
UNDP	76,865,203	72,225,397	70,396,992	614,943	71,011,936	98.32
UNEP	1,155,294	1,115,831	1,021,727	(213,378)	808,348	72.44
UNESCO	10,103,614	8,977,990	8,985,219	(7,229)	8,977,990	100.00
UNFPA	13,116,679	12,208,428	11,951,318	130,196	12,081,514	98.96
UNHABITAT	1,575,778	1,575,778	1,576,745	133,744	1,710,489	108.55
UNHCR	12,425,534	12,341,360	11,500,738	840,622	12,341,360	100.00
UNICEF	29,404,414	27,951,073	26,808,809	510,383	27,319,193	97.74
UNIDO	12,780,955	11,976,813	11,569,802	(86,076)	11,483,726	95.88
UNODC	1,011,220	1,011,220	964,279		964,279	95.36
UNWOMEN	6,857,255	5,703,864	3,400,092	924,875	4,324,967	75.83
WFP	16,365,717	15,435,738	15,413,266		15,413,266	99.85
WHO	18,425,463	15,686,123	15,591,485	94,639	15,686,124	100.00
Grand Total	235,442,091	219,882,742	210,285,520	3,887,010	214,172,529	97.40

5.2 EXPENDITURE BY UNDAF OUTCOME

Table 5 displays the net funded amounts, expenditures incurred and the financial delivery rates by UNDAF Outcome

Table 5.2. Expenditure by UNDAF Outcome, as of 31 December 2017 (in US Dollars)

Country/Sector	Prior Years as of 31-Dec-2016		Current Year Jan-Dec-2017		Total		Delivery Rate %
	Net Funded Amount	Expenditure	Net Funded Amount	Expenditure	Net Funded Amount	Expenditure	
Tanzania							
C1: Econ Growth & Poverty Red	29,856,963	27,846,875	(129,404)	234,627	29,727,559	28,081,503	94.46
C2: Quality of Life	55,960,213	53,172,694	(2,275,723)	477,220	53,684,490	53,649,914	99.94
C3: Govern-Emergency-Refugees	44,815,766	43,419,802	(358,371)	692,460	44,457,394	44,112,262	99.22
DaO Support & OMT Common Serv	10,959,559	9,955,114	(19,646)	73,403	10,939,912	10,028,517	91.67
Election Support in Tanzania	9,324,940	9,325,926			9,324,940	9,325,926	100.01
JP1 Wealth creation	10,356,832	10,369,961			10,356,832	10,369,961	100.13
JP10 Education	4,652,596	4,652,596			4,652,596	4,652,596	100.00
JP11 Environment	2,664,897	2,665,002			2,664,897	2,665,002	100.00
JP2 Maternal & Newborn Mort	10,064,530	10,064,530			10,064,530	10,064,530	100.00
JP3 Support to HIV&AIDS	10,276,665	10,276,665			10,276,665	10,276,665	100.00
JP4 Cap Strengthening Dev.	10,007,366	10,007,864			10,007,366	10,007,864	100.00
JP5 Capacity Bldg Zanzib	8,583,462	8,583,466			8,583,462	8,583,466	100.00
JP6.1 North Western Tanzania	5,820,270	5,802,069			5,820,270	5,802,069	99.69
JP6.2 Disaster Preparedness	3,211,026	3,211,024			3,211,026	3,211,024	100.00
JP8 Communication	706,809	706,809			706,809	706,809	100.00
UNDAPII Dem Gov, HR & Gender	273,240	28,086	1,452,050	575,589	1,725,290	603,675	34.99
UNDAPII Inclusive Growth	419,760	8,119	2,993,777	1,492,033	3,413,537	1,500,152	43.95
UNDAPII Non-Programmatic		188,918	265,168	341,678	265,168	530,595	200.10
Tanzania Total:	217,954,893	210,285,520	1,927,850	3,887,010	219,882,742	214,172,529	97.40
Grand Total:	217,954,893	210,285,520	1,927,850	3,887,010	219,882,742	214,172,529	97.40

5.3 EXPENDITURE BY PROJECT

Table 5.3 displays the net funded amounts, expenditures reported and the financial delivery rates by Participating Organization.

Table 5.3 Expenditure by Project within Sector, as of 31 December 2017 (in US Dollars)

Sector / Project No.and Project Title		Participating Organization	Project Status	Total Approved Amount	Net Funded Amount	Total Expenditure	Delivery Rate %
C1: Econ Growth & Poverty Red							
UNDAPII Dem Gov, HR & Gender							
00101828	UNDAPII -Violence - Women&Chldn	IOM	On Going	376,377	376,377	83,783	22.26
00101828	UNDAPII -Violence - Women&Chldn	UNFPA	On Going	283,243	283,243	156,462	55.24
00101828	UNDAPII -Violence - Women&Chldn	UNICEF	On Going	632,807	632,807	245,604	38.81
00101828	UNDAPII -Violence - Women&Chldn	UNWOMEN	On Going	432,863	432,863	117,827	27.22
UNDAPII Dem Gov, HR & Gender: Total				1,725,290	1,725,290	603,675	34.99
UNDAPII Inclusive Growth							
00101832	UNDAPII - Econ Growth & Emplt	ILO	On Going	166,319	166,319	38,258	23.00
00101832	UNDAPII - Econ Growth & Emplt	UNCDF	On Going	713,540	713,540		0
00101832	UNDAPII - Econ Growth & Emplt	UNCTAD	On Going	136,620	136,620	111,185	81.38
00101832	UNDAPII - Econ Growth & Emplt	UNDP	On Going	751,840	751,840	170,656	22.70
00101832	UNDAPII - Econ Growth & Emplt	UNHCR	On Going	840,622	840,622	840,622	100.00
00101832	UNDAPII - Econ Growth & Emplt	UNIDO	On Going	136,620	136,620	109,997	80.51
00101832	UNDAPII - Econ Growth & Emplt	UNWOMEN	On Going	667,976	667,976	229,435	34.35
UNDAPII Inclusive Growth: Total				3,413,537	3,413,537	1,500,152	43.95
UNDAPII Non-Programmatic							
00101833	UNDAPII - Non-Programmatic	UNDP	On Going	265,168	265,168	530,595	200.10
UNDAPII Non-Programmatic: Total				265,168	265,168	530,595	200.10
00079844	Economic Growth	FAO	Operationally Closed	2,185,287	2,185,287	2,154,585	98.60
00079844	Economic Growth	ILO	Operationally Closed	4,545,440	4,527,626	4,527,626	100.00

00079844	Economic Growth	ITC	Operationally Closed	1,228,126	1,228,126	1,191,790	97.04
00079844	Economic Growth	UNCDF	Operationally Closed	151,115	151,115	41,788	27.65
00079844	Economic Growth	UNCTAD	Operationally Closed	1,047,056	1,047,056	1,021,398	97.55
00079844	Economic Growth	UNDP	Operationally Closed	1,164,742	1,076,457	882,856	82.01
00079844	Economic Growth	UNEP	Operationally Closed	222,425	222,425	222,425	100.00
00079844	Economic Growth	UNESCO	Operationally Closed	646,575	626,432	626,432	100.00
00079844	Economic Growth	UNFPA	Operationally Closed	137,900	130,623	130,623	100.00
00079844	Economic Growth	UNICEF	Operationally Closed	50,000	50,000	49,318	98.64
00079844	Economic Growth	UNIDO	Operationally Closed	6,308,857	5,891,676	5,583,914	94.78
00079844	Economic Growth	UNWOMEN	Operationally Closed	1,230,751	1,218,139	1,218,139	100.00
00079844	Economic Growth	WFP	Operationally Closed	189,847	178,023	178,023	100.00
00079845	Environment and Climate Change	FAO	Operationally Closed	623,142	623,142	565,847	90.81
00079845	Environment and Climate Change	UNDP	Operationally Closed	2,593,680	2,360,353	2,349,512	99.54
00079845	Environment and Climate Change	UNEP	Operationally Closed	847,869	847,869	540,387	63.73
00079845	Environment and Climate Change	UNESCO	Operationally Closed	129,103	115,446	115,446	100.00
00079845	Environment and Climate Change	UNIDO	Operationally Closed	969,238	889,151	823,373	92.60
00079845	Environment and Climate Change	UNWOMEN	Operationally Closed	180,451	164,686	155,444	94.39
00079845	Environment and Climate Change	WFP	Operationally Closed	2,741,433	2,534,607	2,534,607	100.00
00092584	Youth and Employment	FAO	Operationally Closed	356,695	356,695	359,601	100.81
00092584	Youth and Employment	ILO	Operationally Closed	1,692,095	1,621,580	1,621,580	100.00
00092584	Youth and Employment	UNDP	Operationally Closed	65,492	65,492		0
00092584	Youth and Employment	UNIDO	Operationally Closed	1,279,711	1,279,711	1,186,788	92.74
00092584	Youth and Employment	UNWOMEN	Operationally Closed	335,842	335,842		0
C1: Econ Growth & Poverty Red: Total				30,922,872	29,727,559	28,081,503	94.46

C2: Quality of Life

00092585	Gender	UNWOMEN	On Going	996,645			0
00079846	Education	UNESCO	Operationally Closed	1,374,033	1,372,322	1,372,322	100.00
00079846	Education	UNICEF	Operationally Closed	1,146,760	1,029,861	1,025,077	99.54
00079846	Education	WFP	Operationally Closed	2,921,327	2,907,390	2,907,389	100.00
00079847	Health and Nutrition	UNFPA	Operationally Closed	4,467,755	4,467,464	4,467,464	100.00
00079847	Health and Nutrition	UNICEF	Operationally Closed	11,579,761	11,116,761	10,990,324	98.86
00079847	Health and Nutrition	WFP	Operationally Closed	4,386,815	4,162,815	4,162,815	100.00
00079847	Health and Nutrition	WHO	Operationally Closed	14,332,803	12,552,188	12,552,189	100.00
00079848	WASH	UNHABITAT	Operationally Closed	1,575,778	1,575,778	1,710,489	108.55
00079848	WASH	UNICEF	Operationally Closed	4,838,863	4,594,501	4,593,863	99.99
00079848	WASH	WHO	Operationally Closed	235,005	221,460	221,460	100.00
00079849	Social Protection	ILO	Operationally Closed	329,080	328,087	328,087	100.00
00079849	Social Protection	IOM	Operationally Closed	1,994,769	1,648,953	1,648,953	100.00
00079849	Social Protection	UNFPA	Operationally Closed	458,599	458,599	458,507	99.98
00079849	Social Protection	UNICEF	Operationally Closed	2,331,839	2,130,279	2,095,055	98.35
00079849	Social Protection	UNWOMEN	Operationally Closed	47,296	39,413	37,913	96.19
00079849	Social Protection	WFP	Operationally Closed	225,618	197,416	197,415	100.00
00079849	Social Protection	WHO	Operationally Closed	90,777	64,166	64,166	100.00
00079850	HIV/AIDS	FAO	Operationally Closed	95,582			0
00079850	HIV/AIDS	ILO	Operationally Closed	378,754	378,506	378,506	100.00
00079850	HIV/AIDS	UNAIDS	Operationally Closed	667,906	667,906	667,906	100.00
00079850	HIV/AIDS	UNDP	Operationally Closed	1,151,120	1,054,148	1,053,666	99.95
00079850	HIV/AIDS	UNESCO	Operationally Closed	466,878	466,011	466,011	100.00
00079850	HIV/AIDS	UNFPA	Operationally Closed	530,443	530,442	530,401	99.99
00079850	HIV/AIDS	UNICEF	Operationally Closed	1,271,376	1,116,876	1,116,840	100.00

00079850	HIV/AIDS	UNWOMEN	Operationally Closed	14,189	11,825	11,774	99.57
00079850	HIV/AIDS	WFP	Operationally Closed	361,706	308,893	308,892	100.00
00079850	HIV/AIDS	WHO	Operationally Closed	292,957	282,428	282,428	100.00
C2: Quality of Life: Total				58,564,438	53,684,490	53,649,914	99.94

C3: Govern-Emergency-Refugees							
00079851	Governance	ILO	Operationally Closed	1,134,820	1,096,990	1,096,990	100.00
00079851	Governance	UNCDF	Operationally Closed	2,251,730	2,251,730	2,104,191	93.45
00079851	Governance	UNDP	Operationally Closed	18,289,129	17,905,149	18,034,860	100.72
00079851	Governance	UNESCO	Operationally Closed	1,289,628	1,198,084	1,198,084	100.00
00079851	Governance	UNICEF	Operationally Closed	1,256,884	1,201,548	1,187,379	98.82
00079851	Governance	UNODC	Operationally Closed	1,011,220	1,011,220	964,279	95.36
00079851	Governance	UNWOMEN	Operationally Closed	2,416,758	2,359,215	2,199,455	93.23
00079852	Emergencies	FAO	Operationally Closed	414,542	414,541	373,630	90.13
00079852	Emergencies	UNDP	Operationally Closed	438,137	398,724	398,429	99.93
00079852	Emergencies	UNFPA	Operationally Closed	16,694	16,694	16,694	100.00
00079852	Emergencies	UNICEF	Operationally Closed	506,082	420,949	417,763	99.24
00079852	Emergencies	WFP	Operationally Closed	93,686	81,641	81,641	100.00
00079852	Emergencies	WHO	Operationally Closed	12,367	11,281	11,281	100.00
00079853	Refugees	FAO	Operationally Closed	99,478	99,478	85,255	85.70
00079853	Refugees	IOM	Operationally Closed	2,384,799	2,227,272	2,227,272	100.00
00079853	Refugees	UNFPA	Operationally Closed	328,566	307,638	307,638	100.00
00079853	Refugees	UNHCR	Operationally Closed	11,431,264	11,431,264	11,431,264	100.00
00079853	Refugees	UNICEF	Operationally Closed	350,000	350,000	331,920	94.83
00079853	Refugees	UNWOMEN	Operationally Closed	150,000	150,000	142,734	95.16
00079853	Refugees	WFP	Operationally Closed	1,752,965	1,523,976	1,501,506	98.53

00079853	Refugees	WHO	Operationally Closed	50,000			0
C3: Govern-Emergency-Refugees: Total				45,678,749	44,457,394	44,112,262	99.22

DaO Support & OMT Common Serv							
00066149	TZA UNCMT Action Plan on One O	UNDP	Operationally Closed	2,700,679	1,549,329	1,549,327	100.00
00066149	TZA UNCMT Action Plan on One O	UNHCR	Operationally Closed	105,000	20,826	20,826	100.00
00066149	TZA UNCMT Action Plan on One O	UNICEF	Operationally Closed	345,884	340,126	340,126	100.00
00066149	TZA UNCMT Action Plan on One O	WFP	Operationally Closed	819,244	805,648	805,648	100.00
00079854	DaO Support	ILO	Operationally Closed	274,428	267,000	267,000	100.00
00079854	DaO Support	UNDP	Operationally Closed	6,697,763	6,695,398	5,747,404	85.84
00079854	DaO Support	UNESCO	Operationally Closed	33,475	31,252	31,252	100.00
00079854	DaO Support	UNFPA	Operationally Closed	4,730	4,730	4,730	100.00
00079854	DaO Support	UNICEF	Operationally Closed	208,723	174,513	167,231	95.83
00079854	DaO Support	UNWOMEN	Operationally Closed	284,543	277,133	165,474	59.71
00079855	OMT Common Services	FAO	Operationally Closed	8,040			0
00079855	OMT Common Services	UNDP	Operationally Closed	519,529	455,679	645,378	141.63
00079855	OMT Common Services	UNHCR	Operationally Closed	23,648	23,648	23,648	100.00
00079855	OMT Common Services	UNICEF	Operationally Closed	84,607	71,994	37,837	52.56
00079855	OMT Common Services	WFP	Operationally Closed	188,085	177,294	177,294	100.00
00079855	OMT Common Services	WHO	Operationally Closed	47,296	45,341	45,341	100.00
DaO Support & OMT Common Serv: Total				12,345,675	10,939,912	10,028,517	91.67

Election Support in Tanzania							
00066152	Tanzania Elections Support Pro	UNDP	Operationally Closed	9,447,640	9,324,940	9,325,926	100.01
Election Support in Tanzania: Total				9,447,640	9,324,940	9,325,926	100.01

JP1 Wealth creation							
00066141	TZA JP1 Wealth Creation, Empl.	FAO	Operationally Closed	2,826,669	2,826,669	2,839,799	100.46

00066141	TZA JP1 Wealth Creation, Empl.	ILO	Operationally Closed	4,126,580	3,728,978	3,728,978	100.00
00066141	TZA JP1 Wealth Creation, Empl.	UNDP	Operationally Closed	640,785	138,863	138,863	100.00
00066141	TZA JP1 Wealth Creation, Empl.	UNESCO	Operationally Closed	1,453,647	1,020,509	1,020,509	100.00
00066141	TZA JP1 Wealth Creation, Empl.	UNIDO	Operationally Closed	2,448,978	2,301,341	2,301,341	100.00
00066141	TZA JP1 Wealth Creation, Empl.	UNWOMEN	Operationally Closed	69,940	46,771	46,771	100.00
00066141	TZA JP1 Wealth Creation, Empl.	WFP	Operationally Closed	122,897	104,185	104,184	100.00
00066141	TZA JP1 Wealth Creation, Empl.	WHO	Operationally Closed	355,073	189,516	189,516	100.00
JP1 Wealth creation: Total				12,044,570	10,356,832	10,369,961	100.13

JP10 Education							
00066150	TZ JP Education	ILO	Financially Closed	324,000	270,949	270,949	100.00
00066150	TZ JP Education	UNESCO	Financially Closed	2,821,588	2,675,475	2,675,475	100.00
00066150	TZ JP Education	UNICEF	Financially Closed	1,033,352	1,032,288	1,032,288	100.00
00066150	TZ JP Education	UNIDO	Financially Closed	450,000	379,446	379,446	100.00
00066150	TZ JP Education	WFP	Financially Closed	295,000	294,438	294,438	100.00
JP10 Education: Total				4,923,940	4,652,596	4,652,596	100.00

JP11 Environment							
00066151	TZ JP Environment	FAO	Financially Closed	272,000	243,973	243,973	100.00
00066151	TZ JP Environment	UNDP	Financially Closed	2,394,000	1,623,885	1,623,994	100.01
00066151	TZ JP Environment	UNEP	Financially Closed	85,000	45,537	45,537	100.00
00066151	TZ JP Environment	UNESCO	Financially Closed	373,000	354,012	354,012	100.00
00066151	TZ JP Environment	UNIDO	Financially Closed	400,000	397,490	397,487	100.00
JP11 Environment: Total				3,524,000	2,664,897	2,665,002	100.00

JP2 Maternal & Newborn Mort							
00066142	TZA JP2 Maternal and Newborn M	ILO	Financially Closed	712,730	596,150	596,150	100.00
00066142	TZA JP2 Maternal and Newborn M	UNESCO	Financially Closed	140,635	140,409	140,409	100.00
00066142	TZA JP2 Maternal and Newborn M	UNFPA	Financially Closed	6,846,749	5,968,361	5,968,361	100.00
00066142	TZA JP2 Maternal and Newborn M	UNICEF	Financially Closed	1,659,500	1,659,500	1,659,500	100.00
00066142	TZA JP2 Maternal and Newborn M	WFP	Financially Closed	182,732	182,732	182,732	100.00
00066142	TZA JP2 Maternal and Newborn M	WHO	Financially Closed	1,881,935	1,517,378	1,517,378	100.00

JP2 Maternal & Newborn Mort: Total				11,424,281	10,064,530	10,064,530	100.00
---	--	--	--	-------------------	-------------------	-------------------	---------------

JP3 Support to HIV&AIDS							
00066143	TZA JP3 Support to HIV&AIDS na	FAO	Financially Closed	200,000	156,573	156,573	100.00
00066143	TZA JP3 Support to HIV&AIDS na	ILO	Financially Closed	15,000	13,506	13,506	100.00
00066143	TZA JP3 Support to HIV&AIDS na	UNAIDS	Financially Closed	58,000			0
00066143	TZA JP3 Support to HIV&AIDS na	UNDP	Financially Closed	8,553,692	8,238,732	8,238,732	100.00
00066143	TZA JP3 Support to HIV&AIDS na	WFP	Financially Closed	1,610,804	1,605,473	1,605,473	100.00
00066143	TZA JP3 Support to HIV&AIDS na	WHO	Financially Closed	506,500	262,380	262,380	100.00
JP3 Support to HIV&AIDS: Total				10,943,996	10,276,665	10,276,665	100.00

JP4 Cap Strengthening Dev.							
00066144	TZA JP4 Capacity Strengthening	ILO	Financially Closed	83,993	76,913	76,913	100.00
00066144	TZA JP4 Capacity Strengthening	UNDP	Financially Closed	9,248,490	9,142,693	9,143,191	100.01
00066144	TZA JP4 Capacity Strengthening	UNESCO	Financially Closed	1,017,500	758,255	758,255	100.00
00066144	TZA JP4 Capacity Strengthening	UNFPA	Financially Closed	30,000	29,505	29,505	100.00
00066144	TZA JP4 Capacity Strengthening	UNWOMEN	Financially Closed	30,000			0
JP4 Cap Strengthening Dev.: Total				10,409,983	10,007,366	10,007,864	100.00

JP5 Capacity Bldg Zanzib							
00066145	TZA JP5 Capacity Building Supp	FAO	Operationally Closed	561,570	511,364	511,365	100.00
00066145	TZA JP5 Capacity Building Supp	ILO	Operationally Closed	1,009,883	946,772	946,772	100.00
00066145	TZA JP5 Capacity Building Supp	UNDP	Operationally Closed	6,651,411	6,265,655	6,265,655	100.00
00066145	TZA JP5 Capacity Building Supp	UNESCO	Operationally Closed	49,220	44,756	44,756	100.00
00066145	TZA JP5 Capacity Building Supp	UNICEF	Operationally Closed	262,150	229,339	229,339	100.00
00066145	TZA JP5 Capacity Building Supp	UNIDO	Operationally Closed	646,550	582,059	582,062	100.00
00066145	TZA JP5 Capacity Building Supp	WFP	Operationally Closed	53,760	3,517	3,517	100.00
JP5 Capacity Bldg Zanzib: Total				9,234,544	8,583,462	8,583,466	100.00

JP6.1 North Western Tanzania							
00066146	TZA JP6.1 Northwestern Tanzani	FAO	Operationally Closed	18,200	18,200		0
00066146	TZA JP6.1 Northwestern Tanzani	IOM	Operationally Closed	639,214	639,214	639,214	100.00
00066146	TZA JP6.1 Northwestern Tanzani	UNDP	Operationally Closed	4,678,043	4,395,685	4,395,685	100.00
00066146	TZA JP6.1 Northwestern Tanzani	UNESCO	Operationally Closed	236,332	105,190	105,190	100.00
00066146	TZA JP6.1 Northwestern Tanzani	UNHCR	Operationally Closed	25,000	25,000	25,000	100.00
00066146	TZA JP6.1 Northwestern Tanzani	UNICEF	Operationally Closed	48,150	48,001	48,001	100.00
00066146	TZA JP6.1 Northwestern Tanzani	UNIDO	Operationally Closed	141,000	119,319	119,318	100.00
00066146	TZA JP6.1 Northwestern Tanzani	WFP	Operationally Closed	142,500	92,791	92,791	100.00
00066146	TZA JP6.1 Northwestern Tanzani	WHO	Operationally Closed	408,750	376,870	376,870	100.00
JP6.1 North Western Tanzania: Total				6,337,189	5,820,270	5,802,069	99.69

JP6.2 Disaster Preparedness							
00066147	TZA JP6.2 Strengthening Natl D	FAO	Financially Closed	1,245,383	1,129,918	1,129,916	100.00
00066147	TZA JP6.2 Strengthening Natl D	UNDP	Financially Closed	100,000	89,230	89,230	100.00
00066147	TZA JP6.2 Strengthening Natl D	UNICEF	Financially Closed	1,554,675	1,553,862	1,553,862	100.00
00066147	TZA JP6.2 Strengthening Natl D	WFP	Financially Closed	277,300	274,901	274,901	100.00
00066147	TZA JP6.2 Strengthening Natl D	WHO	Financially Closed	212,000	163,115	163,115	100.00
JP6.2 Disaster Preparedness: Total				3,389,358	3,211,026	3,211,024	100.00

JP8 Communication							
00066148	TZA UNCMT Action Plan on Commu	UNAIDS	Financially Closed	6,000			0
00066148	TZA UNCMT Action Plan on Commu	UNDP	Financially Closed	513,864	427,978	427,978	100.00
00066148	TZA UNCMT Action Plan on Commu	UNESCO	Financially Closed	72,000	69,837	69,837	100.00
00066148	TZA UNCMT Action Plan on Commu	UNFPA	Financially Closed	12,000	11,130	11,130	100.00
00066148	TZA UNCMT Action Plan on Commu	UNICEF	Financially Closed	243,000	197,865	197,865	100.00
00066148	TZA UNCMT Action Plan on Commu	WFP	Financially Closed		(1)	(1)	0
JP8 Communication: Total				846,864	706,809	706,809	100.00

Grand Total	235,442,091	219,882,742	214,172,529	97.40
--------------------	--------------------	--------------------	--------------------	--------------

5.4 EXPENDITURE REPORTED BY CATEGORY

Project expenditures are incurred and monitored by each Participating Organization and are reported as per the agreed categories for inter-agency harmonized reporting. In 2006 the UN Development Group (UNDG) established six categories against which UN entities must report inter-agency project expenditures. Effective 1 January 2012, the UN Chief Executive Board (CEB) modified these categories as a result of IPSAS adoption to comprise eight categories. All expenditure incurred prior to 1 January 2012 have been reported in the old categories; post 1 January 2012 all expenditure are reported in the new eight categories. See table below.

2012 CEB Expense Categories

1. Staff and personnel costs
2. Supplies, commodities and materials
3. Equipment, vehicles, furniture and depreciation
4. Contractual services
5. Travel
6. Transfers and grants
7. General operating expenses
8. Indirect costs

2006 UNDG Expense Categories

1. Supplies, commodities, equipment & transport
2. Personnel
3. Training counterparts
4. Contracts
5. Other direct costs
6. Indirect costs

Table 6. Expenditure by UNDG Budget Category, as of 31 December 2017 (in US Dollars)

Category	Expenditure			Percentage of Total Programme Cost
	Prior Years as of 31-Dec-2016	Current Year Jan-Dec-2017	Total	
Supplies, Commodities, Equipment and Transport (Old)	14,968,564	-	14,968,564	7.47
Personnel (Old)	23,337,257	-	23,337,257	11.65
Training of Counterparts (Old)	8,266,034	-	8,266,034	4.13
Contracts (Old)	17,369,805	-	17,369,805	8.67
Other direct costs (Old)	11,086,514	-	11,086,514	5.53
Staff & Personnel Cost (New)	25,896,302	1,036,145	26,932,447	13.44
Supplies, Commodities and Materials (New)	14,678,248	345,548	15,023,796	7.50
Equipment, Vehicles, Furniture and Depreciation (New)	7,214,618	40,241	7,254,859	3.62
Contractual Services (New)	21,066,991	235,464	21,302,455	10.63
Travel (New)	9,412,829	475,499	9,888,328	4.94
Transfers and Grants (New)	21,352,802	928,208	22,281,010	11.12
General Operating (New)	22,012,196	613,634	22,625,831	11.29
Programme Costs Total	196,662,161	3,674,738	200,336,899	100.00
¹ Indirect Support Costs Total	13,623,359	212,272	13,835,631	6.91
Total	210,285,520	3,887,010	214,172,529	

¹ **Indirect Support Costs** charged by Participating Organization, based on their financial regulations, can be deducted upfront or at a later stage during implementation. The percentage may therefore appear to exceed the 7% agreed-upon for on-going projects. Once projects are financially closed, this number is not to exceed 7%.

6. COST RECOVERY

Cost recovery policies for the Fund are guided by the applicable provisions of the Terms of Reference, the MOU concluded between the Administrative Agent and Participating Organizations, and the SAAs concluded between the Administrative Agent and Contributors, based on rates approved by UNDG.

The policies in place, as of 31 December 2017, were as follows:

- **The Administrative Agent (AA) fee:** 1% is charged at the time of contributor deposit and covers services provided on that contribution for the entire duration of the Fund. In the reporting period US\$ **174,600** was deducted in AA-fees. Cumulatively, as of 31 December 2017, US\$ **2,393,747** has been charged in AA-fees.
- **Indirect Costs of Participating Organizations:** Participating Organizations may charge 7% indirect costs. In the current reporting period US\$ **212,272** was deducted in indirect costs by Participating Organizations. Cumulatively, indirect costs amount to US\$ **13,835,631** as of 31 December 2017.

7. ACCOUNTABILITY AND TRANSPARENCY

In order to effectively provide fund administration services and facilitate monitoring and reporting to the UN system and its partners, the MPTF Office has developed a public website, the MPTF Office Gateway (<http://mptf.undp.org>). Refreshed in real time every two hours from an internal enterprise resource planning system, the MPTF Office Gateway has become a standard setter for providing transparent and accountable trust fund administration services.

The Gateway provides financial information including: contributor commitments and deposits, approved programme budgets, transfers to and expenditures reported by Participating Organizations, interest income and other expenses. In addition, the Gateway provides an overview of the MPTF Office portfolio and extensive information on individual Funds, including their purpose, governance structure and key documents. By providing easy access to the growing number of narrative and financial reports, as well as related project documents, the Gateway collects and preserves important institutional knowledge and facilitates knowledge sharing and management among UN Organizations and their development partners, thereby contributing to UN coherence and development effectiveness.