



*Empowered lives.
Resilient nations.*

Consolidated Annual Financial Report of the Administrative Agent for the CAR Humanitarian Fund

for the period 1 January to 31 December 2018

**Multi-Partner Trust Fund Office
Bureau for Management Services
United Nations Development Programme
GATEWAY: <http://mptf.undp.org>**

15 May 2019

PARTICIPATING ORGANIZATIONS



Food and Agriculture
Organization (FAO)



International Organization for
Migration (IOM)



United Nations Development
Programme (UNDP)



UN Office for the coordination of
Humanitarian Affairs (OCHA)



United Nations Educational,
Scientific and Cultural
Organization (UNESCO)



United Nations Population Fund
(UNFPA)



United Nations High
Commissioner for Refugees
(UNHCR)



United Nations Children's Fund
(UNICEF)



World Food Programme (WFP)



World Health Organization
(WHO)

CONTRIBUTORS



Belgium



Canada



Denmark



Department for International Development
(DFID)



Germany



Irish Aid



Jersey Overseas Aid




Luxembourg



Netherlands



Norway



Korea



Swedish International Development
Cooperation (Sida)



Switzerland

UN Foundation/UN Partnership Office

DEFINITIONS

Approved Project/Programme

A project/programme including budget, etc., that is approved by the Humanitarian Coordinator for fund allocation purposes.

Contributor Commitment

Amount(s) committed by a donor to a Fund in a signed Standard Administrative Arrangement with the UNDP Multi-Partner Trust Fund Office (MPTF Office), in its capacity as the Administrative Agent. A commitment may be paid or pending payment.

Contributor Deposit

Cash deposit received by the MPTF Office for the Fund from a contributor in accordance with a signed Standard Administrative Arrangement.

Delivery Rate

The percentage of funds that have been utilized, calculated by comparing expenditures reported by a Participating Organization against the 'net funded amount'.

Indirect Support Costs

A general cost that cannot be directly related to any particular programme or activity of the Participating Organizations. UNDG policy establishes a fixed indirect cost rate of 7% of programmable costs.

Managing Agent

The Participating UN Organization (e.g., UNDP or OCHA) that has signed the MOU and performs an oversight function vis-à-vis NGOs receiving funding. The Managing Agent has the same obligations as any other PUNO signing the MOU, including for reporting.

Net Funded Amount

Amount transferred to a Participating Organization less any refunds transferred back to the MPTF Office by a Participating Organization.

Participating Organization

A UN Organization or other inter-governmental Organization that is an implementing partner in a Fund, as represented by signing a Memorandum of Understanding (MOU) with the MPTF Office for a particular Fund.

Project Expenditure

The sum of expenses and/or expenditure reported by all Participating Organizations for a Fund irrespective of which basis of accounting each Participating Organization follows for donor reporting.

Project Financial Closure

A project or programme is considered financially closed when all financial obligations of an operationally completed project or programme have been settled, and no further financial charges may be incurred.

Project Operational Closure

A project or programme is considered operationally closed when all programmatic activities for which Participating Organization(s) received funding have been completed.

Project Start Date

Date of transfer of first instalment from the MPTF Office to the Participating Organization.

Total Approved Budget

This represents the cumulative amount of allocations approved by the Humanitarian Coordinator.

US Dollar Amount

The financial data in the report is recorded in US Dollars and due to rounding off of numbers, the totals may not add up.

TABLE OF CONTENTS

Introduction.....	4
1. Sources and Uses of Funds	5
2. Partner Contributions.....	6-7
3. Interest Earned.....	8
4. Transfer of Funds.....	9-11
5. Expenditure and Financial Delivery Rates	12-28
6. Cost Recovery.....	29
7. Accountability and Transparency.....	29
8. Direct Cost.....	29

INTRODUCTION

This Consolidated Annual Financial Report of the CAR Humanitarian Fund is prepared by the United Nations Development Programme (UNDP) Multi-Partner Trust Fund Office (MPTF Office) in fulfillment of its obligations as Administrative Agent, as per the terms of Reference (TOR), the Memorandum of Understanding (MOU) signed between the UNDP MPTF Office and the Participating Organizations, and the Standard Administrative Arrangement (SAA) signed with contributors.

The MPTF Office, as Administrative Agent, is responsible for concluding an MOU with Participating Organizations and SAAs with contributors. It receives, administers and manages contributions, and disburses these funds to the Participating Organizations. The Administrative Agent prepares and submits annual consolidated financial reports, as well as regular financial statements, for transmission to contributors.

This consolidated financial report covers the period 1 January to 31 December 2018 and provides financial data on progress made in the implementation of projects of the CAR Humanitarian Fund. It is posted on the MPTF Office GATEWAY (<http://mptf.undp.org/factsheet/fund/HCF10>). The financial data in the report is recorded in US Dollars and due to rounding off of numbers, the totals may not add up.

2018 FINANCIAL PERFORMANCE

This chapter presents financial data and analysis of the CAR Humanitarian Fund using the pass-through funding modality as of 31 December 2018. Financial information for this Fund is also available on the MPTF Office GATEWAY, at the following address: <http://mptf.undp.org/factsheet/fund/HCF10>.

1. SOURCES AND USES OF FUNDS

As of 31 December 2018, 14 contributors deposited US\$ 202,364,328 in contributions and US\$ 1,383,104 was earned in interest.

The cumulative source of funds was US\$ 203,747,432.

Of this amount, US\$ 185,668,415 has been net funded to 11 Participating Organizations, of which US\$ 162,828,805 has been reported as expenditure. The Administrative Agent fee has been charged at the approved rate of 1% on deposits and amounts to US\$ 2,023,643.

Table 1 provides an overview of the overall sources, uses, and balance of the CAR Humanitarian Fund as of 31 December 2018.

Table 1. Financial Overview, as of 31 December 2018 (in US Dollars)

	Annual 2017	Annual 2018	Cumulative
Sources of Funds			
Contributions from donors	29,210,955	27,685,230	202,364,328
Fund Earned Interest and Investment Income	150,211	367,075	1,047,661
Interest Income received from Participating Organizations	683	174	335,443
Total: Sources of Funds	29,361,849	28,052,478	203,747,432
Use of Funds			
Transfers to Participating Organizations	23,186,778	36,717,514	187,288,410
Refunds received from Participating Organizations	(122,646)	(4,864,669)	(5,349,918)
Net Funded Amount	23,064,131	31,852,845	181,938,492
Administrative Agent Fees	292,110	276,852	2,023,643
Direct Costs: (Steering Committee, Secretariat...etc.)	331,809	843,756	3,729,923
Bank Charges	515	967	4,235
Other Expenditures	-	-	51,715
Total: Uses of Funds	23,688,564	32,974,420	187,748,008
Change in Fund cash balance with Administrative Agent	5,673,285	(4,921,942)	15,999,424
Opening Fund balance (1 January)	15,248,081	20,921,366	-
Closing Fund balance (31 December)	20,921,366	15,999,424	15,999,424
Net Funded Amount (Includes Direct Cost)	23,395,940	32,696,601	185,668,415
Participating Organizations' Expenditure (Includes Direct Cost)	24,609,161	25,055,560	162,828,805
Balance of Funds with Participating Organizations			22,839,610

2. PARTNER CONTRIBUTIONS

Table 2 provides information on cumulative contributions received from all contributors to this Fund as of 31 December 2018.

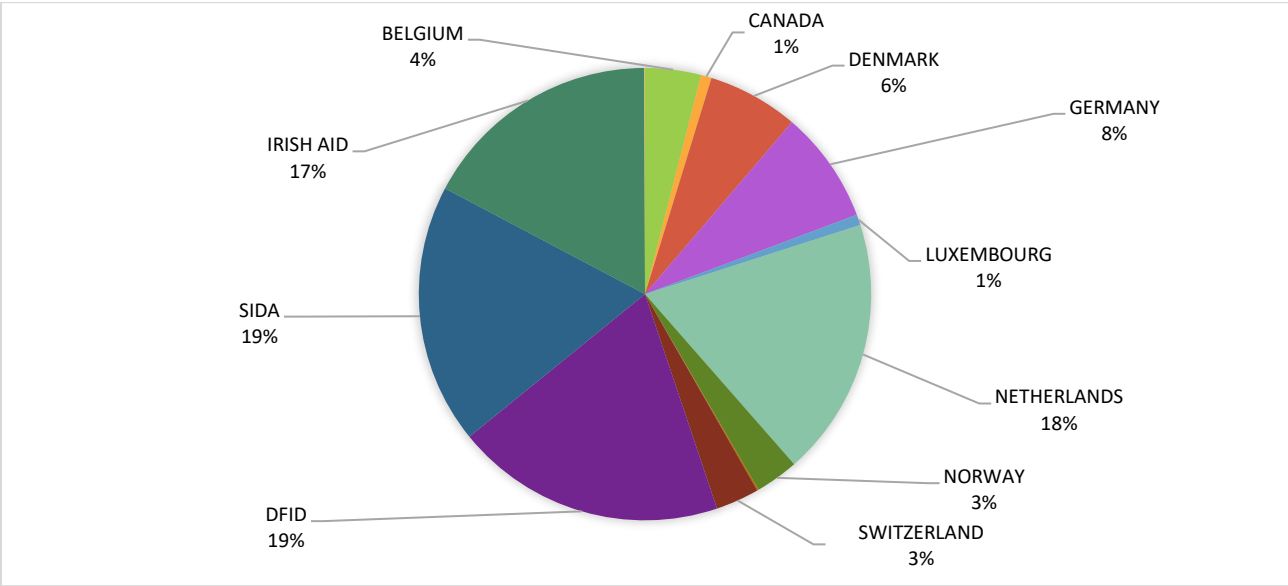
The CAR Humanitarian Fund is currently being financed by 14 contributors, as listed in the table below.

The table below includes commitments made up to 31 December 2018 through signed Standard Administrative Agreements, and deposits made through 2018. It does not include commitments that were made to the fund beyond 2018.

Table 2. Contributors' Commitments and Deposits, as of 31 December 2018 (in US Dollars)

Contributors	Total Commitments	Prior Years as of 31-Dec-2017 Deposits	Current Year Jan-Dec-2018 Deposits	Total Deposits
Belgium	8,082,332	6,233,432	1,848,900	8,082,332
Canada	1,539,627	767,903	771,724	1,539,627
Denmark	13,144,531	9,914,035	3,230,496	13,144,531
Department for International Development (DFID)	39,064,684	30,709,794	8,354,890	39,064,684
Germany	16,275,500	10,051,700	6,223,800	16,275,500
Irish Aid	34,816,316	31,235,540	3,580,776	34,816,316
Jersey Overseas Aid	100,000	-	100,000	100,000
Luxembourg	1,539,113	1,168,578	370,535	1,539,113
Netherlands	37,414,130	37,414,130	-	37,414,130
Norway	6,248,279	6,248,279	-	6,248,279
Korea	200,000	-	200,000	200,000
Swedish International Development Cooperation (Sida)	37,624,522	36,142,420	1,482,102	37,624,522
Switzerland	6,304,471	4,793,288	1,511,183	6,304,471
Un Foundation/Un Partnership Office	10,823	-	10,823	10,823
Grand Total	202,364,328	174,679,099	27,685,230	202,364,328

Figure 1: Deposits by contributor, cumulative as of 31 December 2018



3. INTEREST EARNED

Interest income is earned in two ways: 1) on the balance of funds held by the Administrative Agent (Fund earned interest), and 2) on the balance of funds held by the Participating Organizations (Agency earned interest) where their Financial Regulations and Rules allow return of interest to the AA.

As of 31 December 2018, Fund earned interest amounts to US\$ 1,047,661.

Interest received from Participating Organizations amounts to US\$ 335,443, bringing the cumulative interest received to US\$ 1,383,104.

Details are provided in the table below.

Table 3. Sources of Interest and Investment Income, as of 31 December 2018 (in US Dollars)

Interest Earned	Prior Years as of 31-Dec-2017	Current Year Jan-Dec-2018	Total
Administrative Agent			
Fund Earned Interest and Investment Income	680,587	367,075	1,047,661
Total: Fund Earned Interest	680,587	367,075	1,047,661
Participating Organization			
FAO	683	174	857
NGO/UNDP	205,435		205,435
UNDP	121,747		121,747
UNESCO	1,700		1,700
UNFPA	5,704		5,704
Total: Agency earned interest	335,269	174	335,443
Grand Total	1,015,856	367,248	1,383,104

4. TRANSFER OF FUNDS

With the overall aim of improving the timeliness and coherence of the humanitarian response, improving needs assessment and supporting the response as strategized in the Humanitarian Response Plan, upon decision of the Humanitarian Coordinator, transfers of funds were made to projects in 17 Clusters of the CAR Humanitarian Fund, as listed in the table below.

11 Participating Organizations have signed the MOU for the CAR Humanitarian Fund since its inception in July 2008.

4.1 TRANSFER BY PARTICIPATING ORGANIZATION

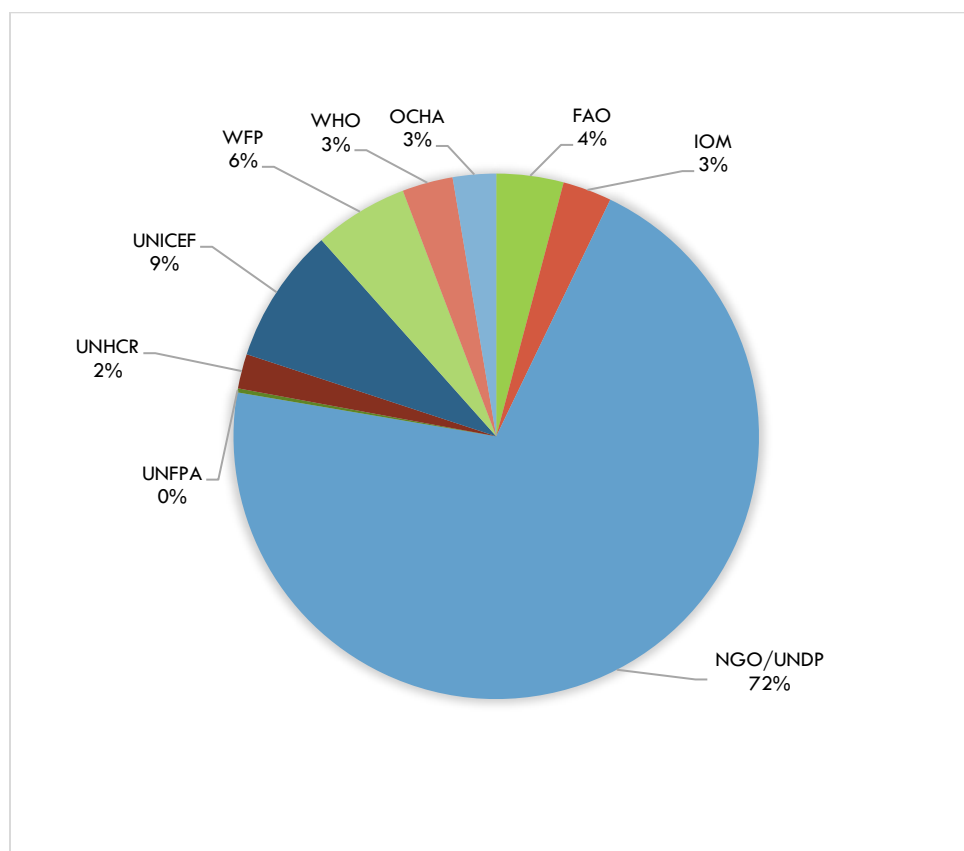
Table 4.1 provides additional information on the refunds received by the MPTF Office, and the net funded amount for each of the Participating Organizations.

In 2018 the Administrative Agent, based on the approval of the Humanitarian Coordinator, transferred US\$ 36,717,514 to 8 Participating Organizations, bringing the total cumulative amount transferred to US\$ 187,288,410 to 11 Participating Organizations (see list below).

Table 4.1 Transfer, Refund, and Net Funded Amount by Participating Organization, as of 31 December 2018 (in US Dollars)

Participating Organization	Prior Years as of 31-Dec-2017			Current Year Jan-Dec-2018			Total		
	Transfers	Refunds	Net Funded	Transfers	Refunds	Net Funded	Transfers	Refunds	Net Funded
FAO	1,786,131	(20,325)	1,765,806	1,550,000	(397)	1,549,603	3,336,131	(20,722)	3,315,409
IOM	3,011,160		3,011,160	1,130,401		1,130,401	4,141,561		4,141,561
NGO/UNDP	121,865,483		121,865,483	26,438,427	(4,658,873)	21,779,554	148,303,910	(4,658,873)	143,645,037
OCHA	529,669	(152,542)	377,127				529,669	(152,542)	377,127
UNDP	242,108		242,108				242,108		242,108
UNESCO	169,800	(8,711)	161,089				169,800	(8,711)	161,089
UNFPA	676,504	(14,157)	662,347	319,943	(124,724)	195,218	996,447	(138,882)	857,565
UNHCR	1,425,611		1,425,611	799,951		799,951	2,225,562		2,225,562
UNICEF	12,824,932	(106,416)	12,718,516	3,135,838	(80,675)	3,055,163	15,960,770	(187,091)	15,773,678
WFP	5,284,201		5,284,201	2,172,954		2,172,954	7,457,154		7,457,154
WHO	2,755,297	(183,097)	2,572,200	1,170,001		1,170,001	3,925,298	(183,097)	3,742,201
Grand Total	150,570,895	(485,248)	150,085,647	36,717,514	(4,864,669)	31,852,845	187,288,410	(5,349,918)	181,938,492

Figure 2: Transfers amount by Participating Organization for the period of 1 January to 31 December 2018



4.2. TRANSFER BY CLUSTER

Table 4.2 shows the total Net Funded Amount by Cluster.

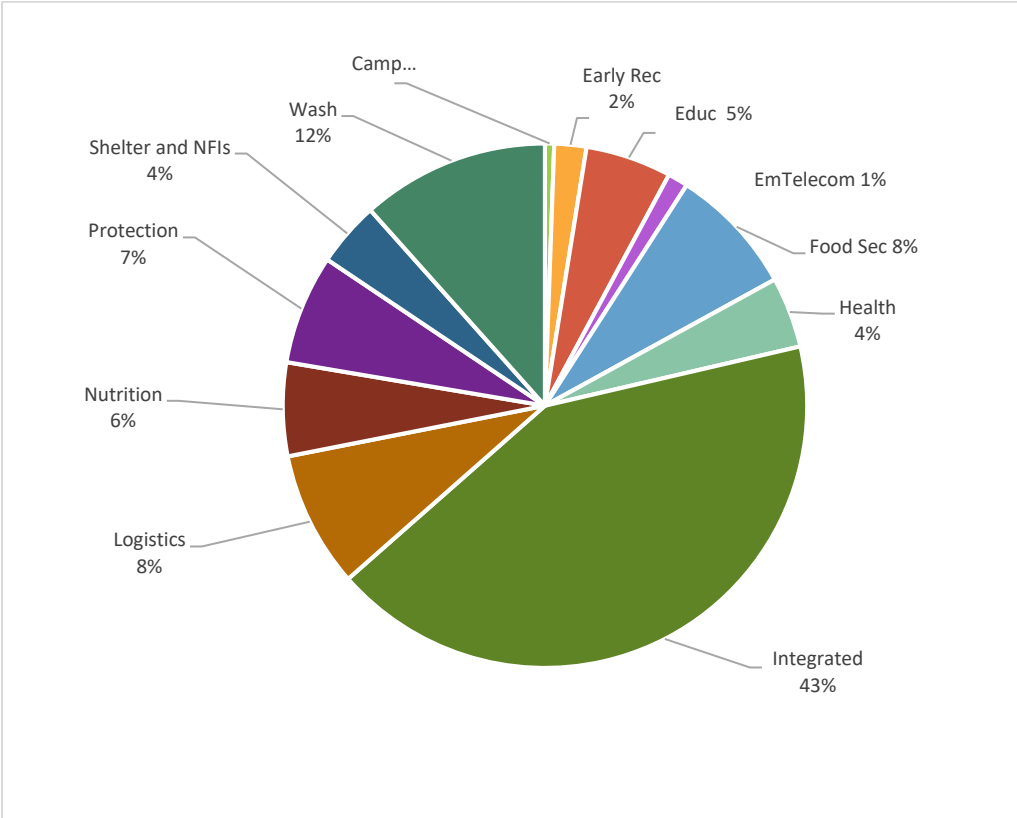
The CAR Humanitarian Fund has the following 17 clusters as listed in the table below.

As shown in Figure 3, in 2018, the Clusters receiving the largest share of transfers were: Integrated Projects (43%), Water and Sanitation (12%), and Logistics (8%).

Table 4.2 Cumulative net funded amount by Cluster as of 31 December 2018 (in US Dollars)

Clusters	Cumulative Net Funded Amount
CAR CHF 2008-2010	20,591,298
CAR Emergency Response Fund	4,002,916
Camp Coordination and Mgt	3,645,273
Coordination & Services	492,775
Early Recovery	5,876,915
Education	8,519,559
Emergency Reserve	10,041,288
Emergency Telecommunications	619,264
Food Security	15,372,566
Health	17,898,068
Integrated Projects	24,814,291
Logistics	7,293,901
Multi-sector Assist. Refugees	259,833
Nutrition	10,940,174
Protection	17,835,657
Shelter and NFIs	10,894,632
Water and Sanitation	22,840,081
Total:	181,938,492

Figure 3: Net Funded Amounts by Cluster for the Year 2018



5. EXPENDITURE AND FINANCIAL DELIVERY RATES

All final expenditures reported for the year 2018 were submitted by the Headquarters of the Participating Organizations. These were consolidated by the MPTF Office.

Project expenditures are incurred and monitored by each Participating Organization, and are reported as per the agreed upon categories for inter-agency harmonized reporting. The reported expenditures were submitted via the MPTF Office's online expenditure reporting tool. The 2018 expenditure data has been posted on the MPTF Office GATEWAY at <http://mptf.undp.org/factsheet/fund/HCF10>.

5.1 EXPENDITURE REPORTED BY PARTICIPATING ORGANIZATION

In 2018, US\$ 31,852,845 was net funded to Participating Organizations, and US\$ 24,245,995 was reported in expenditure.

As shown in table below, the cumulative net funded amount is US\$ 181,938,492 and cumulative expenditures reported by the Participating Organizations amount to US\$ 159,286,511. This equates to an overall Fund expenditure delivery rate of 88 percent.

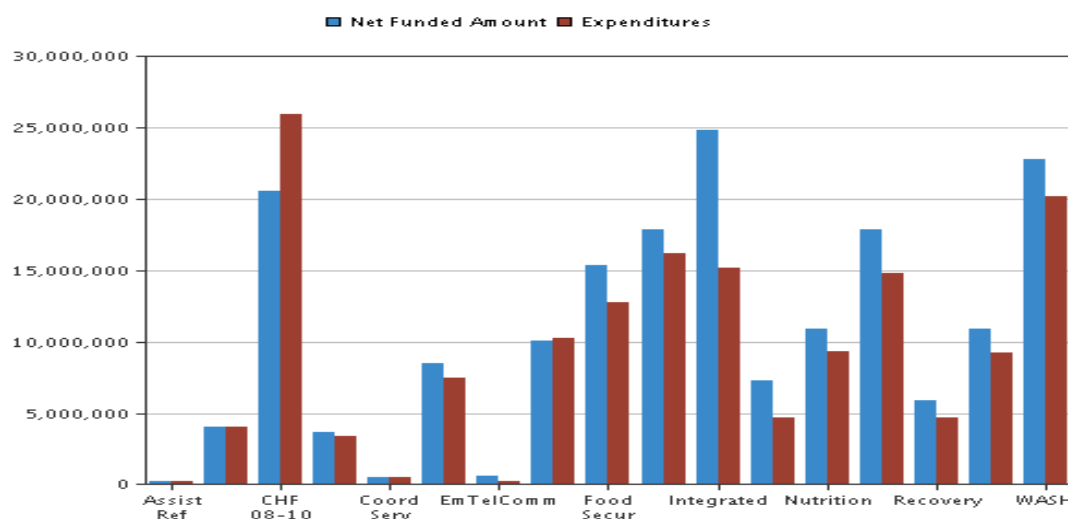
Table .5.1a Net Funded Amount, Reported Expenditure, and Financial Delivery by Participating Organization, as of 31 December 2018 (in US Dollars)

Participating Organization	Current Year Jan-Dec 2018		Total		Delivery Rate %
	Net Funded Amount	Expenditure	Net Funded Amount	Expenditure	
FAO	1,549,603	642,935	3,315,409	2,408,345	72.64
IOM	1,130,401	709,814	4,141,561	3,327,374	80.34
NGO/UNDP	21,779,554	18,130,751	143,645,037	126,408,827	88.00
OCHA			377,127	446,591	118.42
UNDP		(607)	242,108	243,505	100.58
UNESCO			161,089	161,089	100.00
UNFPA	195,218	92,440	857,565	679,880	79.28
UNHCR	799,951	107,215	2,225,562	1,532,826	68.87
UNICEF	3,055,163	2,298,721	15,773,678	14,503,537	91.95
WFP	2,172,954	1,567,223	7,457,154	6,312,315	84.65
WHO	1,170,001	697,503	3,742,201	3,262,224	87.17
Total	31,852,845	24,245,995	181,938,492	159,286,511	87.55

Table 5.1b: Expenditure with breakdown by Cluster (in US Dollars)

Country/Cluster	Current Year Jan-Dec-2018		Total		Delivery Rate %
	Net Funded Amount	Expenditure	Net Funded Amount	Expenditure	
Central African Republic					
Camp Coordination and Mgt	182,328	293,844	3,645,273	3,406,622	93.45
CAR CHF 2008-2010	0	(608)	20,591,298	25,931,949	125.94
CAR Emergency Response Fund		57,872	4,002,916	4,002,485	99.99
Coordination & Services			492,775	492,775	100.00
Early Recovery	635,926	52,611	5,876,915	4,717,081	80.26
Education	1,704,443	1,372,109	8,519,559	7,484,512	87.85
Emergency Reserve	(264,483)	5,153	10,041,288	10,272,577	102.30
Emergency Telecommunications	400,000	24,750	619,264	244,014	39.40
Food Security	2,544,612	903,046	15,372,566	12,779,540	83.13
Health	1,402,401	1,475,021	17,898,068	16,221,086	90.63
Integrated Projects	13,549,774	9,691,274	24,814,291	15,225,042	61.36
Logistics	2,696,781	2,533,140	7,293,901	4,705,082	64.51
Multi-sector Assist. Refugees	(32,024)		259,833	259,833	100.00
Nutrition	1,851,562	1,424,283	10,940,174	9,339,581	85.37
Protection	2,169,946	1,103,654	17,835,657	14,795,136	82.95
Shelter and NFIs	1,283,065	1,726,653	10,894,632	9,240,276	84.81
Water and Sanitation	3,728,514	3,583,193	22,840,081	20,168,921	88.30
Central African Republic Total:	31,852,845	24,245,995	181,938,492	159,286,511	87.55
Grand Total:	31,852,845	24,245,995	181,938,492	159,286,511	87.55

Figure 4: Cumulative Net Funded Amount and Expenditure with Breakdown by Cluster



5.2 EXPENDITURE BY PROJECT

Table 5.2 displays the net funded amounts, expenditures reported and the financial delivery rates by Participating Organization.

Table 5.2 Expenditure by Project within Cluster, as of 31 December 2018 (in US Dollars)

Cluster / Project No.and Project Title		Participating Organization	Project Status	Total Approved Amount	Net Funded Amount	Total Expenditure	Delivery Rate %
Camp Coordination and Mgt							
00094153	2015 CAR ER CCM NGO	NGO/UNDP	On Going	160,500	152,861	152,861	100.00
00095016	2015 CAR CCM NGO	NGO/UNDP	On Going	601,553	506,066	506,066	100.00
00110952	CAR-18/HCF10/ SA1/CCCM/9149	NGO/UNDP	On Going	215,606	215,606	86,144	39.95
00113141	CAR-18/HCF10/SA2/CCCM/10573	NGO/UNDP	On Going	107,984	107,984		0
00091846	2014-CAR CHF-CCCM-NGOs	NGO/UNDP	Operationally Closed	399,110	360,974	360,974	100.00
00100682	CAR-16/HCF10/10/CCCM/INGO/1422	NGO/UNDP	Operationally Closed	263,520	263,520	263,507	100.00
00103662	CAR-16/HCF10/12/CCCM/NGO/4018	NGO/UNDP	Operationally Closed	129,327	129,327	129,321	100.00
00104557	CAR-16/HCF10/12/CCCM/NGO/4006	NGO/UNDP	Operationally Closed	269,878	269,878	269,848	99.99
00108002	CAR-17/HCF10/13/CCCM/NGO/7331	NGO/UNDP	Operationally Closed	143,853	143,853	142,698	99.20
00096447	2015 CAR CCM UN	IOM	Financially Closed	1,495,204	1,495,204	1,495,204	100.00
Camp Coordination and Mgt: Total				3,786,534	3,645,273	3,406,622	93.45

CAR CHF 2008-2010							
00065741	CHF CAR Common Humanitarian Fd	NGO/UNDP	Operationally Closed	29,622			0
00065741	CHF CAR Common Humanitarian Fd	OCHA	Operationally Closed	400,000	330,536	400,000	121.02
00065741	CHF CAR Common Humanitarian Fd	UNDP	Operationally Closed	180,000	180,000	179,950	99.97
00065741	CHF CAR Common Humanitarian Fd	UNESCO	Operationally Closed	169,800			0
00065741	CHF CAR Common Humanitarian Fd	UNFPA	Operationally Closed	276,611	71,187	71,187	100.00
00065741	CHF CAR Common Humanitarian Fd	UNHCR	Operationally Closed	250,000	250,000	250,000	100.00
00065741	CHF CAR Common Humanitarian Fd	UNICEF	Operationally Closed	2,271,319	1,477,068	1,477,068	100.00

00065741	CHF CAR Common Humanitarian Fd	WFP	Operationally Closed	1,710,765	1,652,462	1,652,462	100.00
00065741	CHF CAR Common Humanitarian Fd	WHO	Operationally Closed	765,248	215,014	215,014	100.00
00072859	CHF CAR - Managing Agent/NGOs	NGO/UNDP	Operationally Closed	18,813,766	16,415,031	21,686,268	132.11
CAR CHF 2008-2010: Total				24,867,131	20,591,298	25,931,949	125.94

CAR Emergency Response Fund							
00088106	ERF CAR - UN Agencies	UNESCO	Operationally Closed	169,800	161,089	161,089	100.00
00088106	ERF CAR - UN Agencies	UNFPA	Operationally Closed	196,613	191,267	191,267	100.00
00088106	ERF CAR - UN Agencies	UNICEF	Operationally Closed	804,669	732,855	732,855	100.00
00088106	ERF CAR - UN Agencies	WFP	Operationally Closed	58,303	58,303	57,872	99.26
00088106	ERF CAR - UN Agencies	WHO	Operationally Closed	531,120	460,667	460,667	100.00
00088105	ERF CAR - Managing Agents/NGOs	NGO/UNDP	Financially Closed	2,398,735	2,398,735	2,398,735	100.00
CAR Emergency Response Fund: Total				4,159,240	4,002,916	4,002,485	99.99

Coordination & Services							
00091849	2014-CAR CHF-Coordination-UN	UNICEF	Financially Closed	497,550	492,775	492,775	100.00
Coordination & Services: Total				497,550	492,775	492,775	100.00

Early Recovery							
00094934	2015-CAR-CHF-Early Recovery NG	NGO/UNDP	On Going	2,896,467	2,725,603	2,726,339	100.03
00112973	CAR-18/HCF10/ SA2/ER/10600	NGO/UNDP	On Going	183,601	183,601		0
00112984	CAR-18/HCF10/SA2/ER/NGO/10537	NGO/UNDP	On Going	302,432	302,432	(443)	(0.15)
00112985	CAR-18/HCF10/SA2/ER/NGO/10582	NGO/UNDP	On Going	270,000	270,000	(396)	(0.15)
00113039	CAR-18/HCF-10/SA2/ER/NGO/10537	NGO/UNDP	On Going	302,432			0
00113040	CAR-18/HCF10/SA2/ER/NGO/10582	NGO/UNDP	On Going	270,000			0
00077987	CAR-CHF - Early Recovery ?NGOs	NGO/UNDP	Operationally Closed	1,969,023	1,969,023	1,639,200	83.25
00092879	2014-CAR-CHF - Early Recovery	NGO/UNDP	Operationally Closed	267,500	264,256	264,255	100.00

00102729	CAR-16/HCF10/R/ER/INGO/3612	NGO/UNDP	Operationally Closed	108,000	108,000	34,642	32.08
00109352	CAR-17/HCF10/AS2/ER/NGO/7379	NGO/UNDP	Operationally Closed	54,001	54,001	53,484	99.04
Early Recovery: Total				6,623,455	5,876,915	4,717,081	80.26

Education							
00094470	2015-CAR-CHF-EDUCATION-NGOs	NGO/UNDP	On Going	1,599,226	1,578,866	1,578,866	100.00
00101489	CAR-16/HCF10/10/EDU/NGO/1454	NGO/UNDP	On Going	54,000	54,000	35,964	66.60
00110851	CAR-18/HCF10/SA1/EDU/9172	NGO/UNDP	On Going	324,000	324,000	128,127	39.55
00112969	CAR-18/HCF10/ SA2/EDU/10588	NGO/UNDP	On Going	324,000	324,000		0
00112978	CAR-18/HCF10/SA2/EDU/UN/10539	UNICEF	On Going	300,000	300,000	119,044	39.68
00078899	CAR-CHF - Education - NGOs	NGO/UNDP	Operationally Closed	1,041,059	1,027,883	1,027,883	100.00
00090093	2014-CAR-CHF-EDUCATION-NGOs	NGO/UNDP	Operationally Closed	614,834	569,993	569,991	100.00
00091745	2014-CAR-CHF-EDUCATION-nGOs	NGO/UNDP	Operationally Closed	509,908	446,720	446,575	99.97
00100414	CAR-16/HCF10/10/EDU/INGO/1395	NGO/UNDP	Operationally Closed	324,000	324,000	270,567	83.51
00100487	CAR-16/HCF10/10/EDU/NGO/1388	NGO/UNDP	Operationally Closed	54,000	54,000	53,997	99.99
00103663	CAR-16/HCF10/12/EDU/INGO/3908	NGO/UNDP	Operationally Closed	372,855	372,855	372,834	99.99
00103665	CAR-16/HCF10/12/EDU/INGO/4092	NGO/UNDP	Operationally Closed	378,000	378,000	377,978	99.99
00106284	CAR-17/HCF10/AS1/EDU/NGO/6195	NGO/UNDP	Operationally Closed	53,999	53,999	53,499	99.07
00106298	CAR-17/HCF10/AS1/EDU/UN/6115	UNICEF	Operationally Closed	600,000	600,000	599,999	100.00
00108597	CAR-17/HCF10/AS2/EDU/INGO/7385	NGO/UNDP	Operationally Closed	378,007	378,007	160,500	42.46
00108598	CAR-17/HCF10/AS2/EDU/UN/7393	UNICEF	Operationally Closed	400,001	400,001	377,716	94.43
00111737	CAR-18/HCF10/SA1/EDU/UN/9528	UNICEF	Operationally Closed	120,000	120,000	97,738	81.45
00077906	CAR-CHF - Education - UN Agenc	UNICEF	Financially Closed	319,973	317,251	317,251	100.00
00091850	2014-CAR CHF-Education-UN	UNICEF	Financially Closed	500,000	495,983	495,983	100.00
00096889	2015-CAR-CHF-EDUCATION-UN	UNICEF	Financially Closed	400,000	400,000	400,000	100.00
Education: Total				8,667,863	8,519,559	7,484,512	87.85

Emergency Reserve							
00079077	ER Health NGOs	NGO/UNDP	Operationally Closed	1,714,343	1,708,325	2,128,039	124.57
00079277	ER WASH NGOs	NGO/UNDP	Operationally Closed	3,081,049	3,055,074	2,663,415	87.18
00080174	ER- WASH - UN Agen	UNDP	Operationally Closed	62,108	62,108	63,555	102.33
00080174	ER- WASH - UN Agen	UNICEF	Operationally Closed	234,865	211,364	211,364	100.00
00081836	ER Protection NGOs	NGO/UNDP	Operationally Closed	1,789,511	1,785,034	2,060,617	115.44
00081837	ER Education NGOs	NGO/UNDP	Operationally Closed	600,912	529,691	399,691	75.46
00082706	ER Food Security NGOs	NGO/UNDP	Operationally Closed	2,311,316	2,156,175	2,212,379	102.61
00087238	ER Emergency Shelter NGOs	NGO/UNDP	Operationally Closed	338,578	336,926	336,926	100.00
00084066	ER- Logistics - UN Agencies	WFP	Financially Closed	150,000	150,000	150,000	100.00
00084435	ER- Coordination- UN Agencies	OCHA	Financially Closed	129,669	46,591	46,591	100.00
Emergency Reserve: Total				10,412,350	10,041,288	10,272,577	102.30

Emergency Telecommunications							
00112953	CAR-18/HCF10/SA2/ETC/UN/10576	WFP	On Going	400,000	400,000	24,750	6.19
00089816	CAR-CHF ETC ER 2014 UNAgencies	WFP	Operationally Closed	219,264	219,264	219,264	100.00
Emergency Telecommunications: Total				619,264	619,264	244,014	39.40

Food Security							
00094474	2015 CAR CHF Food security NGO	NGO/UNDP	On Going	2,623,225	2,526,025	2,515,169	99.57
00101096	CAR-16/HCF10/10/FSEC/INGO/1443	NGO/UNDP	On Going	388,800	388,800	122,103	31.41
00103664	CAR-16/HCF10/12/FSEC/NGO/3964	NGO/UNDP	On Going	378,000	378,000	334,523	88.50
00106286	CAR-17/HCF10/AS1/FSEC/6230	NGO/UNDP	On Going	129,600	129,600	59,535	45.94
00110881	CAR-18/HCF10/SA1/FSEC/UN/9142	FAO	On Going	900,000	900,000	642,936	71.44
00112948	CAR-18/HCF10/ SA2/FSEC/10564	NGO/UNDP	On Going	467,641	467,641		0
00112949	CAR-18/HCF10/ SA2/FSEC/10602	NGO/UNDP	On Going	270,001	270,001		0
00112976	CAR-18/SA2/FSEC-EDU/10554	NGO/UNDP	On Going	561,600	561,600		0

00112983	CAR-18/HCF10/SA2/FSEC/UN/10601	FAO	On Going	650,000	650,000		0
00113171	CAR-18/HCF10/SA2/FSEC/10838	NGO/UNDP	On Going	86,400	86,400		0
00077908	CAR-CHF - Food Security ? NGOs	NGO/UNDP	Operationally Closed	2,464,241	2,464,241	2,622,354	106.42
00090475	2014 CAR CHF Food security NGO	NGO/UNDP	Operationally Closed	2,115,097	1,821,665	1,821,665	100.00
00091847	2014-CAR CHF-Food Security-UN	FAO	Operationally Closed	546,131	539,567	539,567	100.00
00100251	CAR-16/HCF10/10/FSEC/NGO/1418	NGO/UNDP	Operationally Closed	194,400	194,400	194,391	100.00
00101095	CAR-16/HCF10/10/FSEC/INGO/1426	NGO/UNDP	Operationally Closed	399,600	399,600	383,304	95.92
00101098	CAR-16/HCF10/10/FSEC/NGO/1390	NGO/UNDP	Operationally Closed	270,000	270,000	269,995	100.00
00103901	CAR-16/HCF10/R/FSEC/UN/4482	WFP	Operationally Closed	1,000,010	1,000,010	1,000,001	100.00
00107042	CAR-17/HCF10/AS1/FSEC/NGO/6160	NGO/UNDP	Operationally Closed	349,127	349,127	298,108	85.39
00077907	CAR-CHF - Food Security ? UN	WFP	Financially Closed	249,997	249,997	249,997	100.00
00095694	2015-CAR CHF-Food Security-UN	FAO	Financially Closed	1,000,000	986,240	986,240	100.00
00101099	CAR-16/HCF10/10/FSEC/UN/1431	FAO	Financially Closed	240,000	239,603	239,603	100.00
00103735	CAR-16/HCF10/12/FSEC/UN/4106	WFP	Financially Closed	500,050	500,050	500,050	100.00
Food Security: Total				15,783,920	15,372,566	12,779,540	83.13

Health							
00094473	2015-CAR-CHF-HEALTH-NGOs	NGO/UNDP	On Going	3,251,739	3,054,285	3,054,285	100.00
00096751	2015-CAR-CHF-HEALTH-UN	WHO	On Going	740,052	646,522	646,522	100.00
00110955	CAR-18/HCF10/SA1/HLT/INGO/9044	NGO/UNDP	On Going	196,227	196,227	111,499	56.82
00110959	CAR-18/HCF10/SA1/HLT/UN/9183	WHO	On Going	600,000	600,000	401,355	66.89
00112981	CAR-18/HCF10/SA2/HLT/UN/10592	WHO	On Going	250,000	250,000		0
00112982	CAR-18/HCF10/SA2/HLT/UN/10607	UNFPA	On Going	120,000	120,000		0
00113146	CAR-18/HCF10/SA2/HLT/10610	NGO/UNDP	On Going	270,001	270,001	(395)	(0.15)
00077910	CAR-CHF - Health ? NGOs	NGO/UNDP	Operationally Closed	3,601,748	3,486,020	2,686,020	77.05
00089379	2014-CAR-CHF-HEALTH-NGOs	NGO/UNDP	Operationally Closed	3,214,429	2,888,485	3,170,063	109.75

00090568	2014-CAR-CHF-HEALTH-UN	UNICEF	Operationally Closed	1,000,000	999,178	999,178	100.00
00100489	CAR-16/HCF10/10/HLT/INGO/1424	NGO/UNDP	Operationally Closed	326,013	326,013	325,998	100.00
00100490	CAR-16/HCF10/10/HLT/INGO/1432	NGO/UNDP	Operationally Closed	215,782	215,782	215,768	99.99
00100491	CAR-16/HCF10/10/HLT/INGO/1497	NGO/UNDP	Operationally Closed	53,999	53,999	53,996	99.99
00100939	CAR-16/HCF10/10/HLT/INGO/1406	NGO/UNDP	Operationally Closed	594,000	594,000	592,013	99.67
00100940	CAR-16/HCF10/10/HLT/INGO/1446	NGO/UNDP	Operationally Closed	377,993	377,993	281,449	74.46
00101343	CAR-16/HCF10/R/HLT/UN/1505	WHO	Operationally Closed	249,997	249,997	245,839	98.34
00102317	CAR-16/HCF10/R/HLT/UN/3608	WHO	Operationally Closed	500,000	500,000	480,462	96.09
00103659	CAR-16/HCF10/12/HLT/INGO/3918	NGO/UNDP	Operationally Closed	324,000	324,000	323,985	100.00
00103660	CAR-16/HCF10/12/HLT/INGO/4005	NGO/UNDP	Operationally Closed	378,004	378,004	377,988	100.00
00103667	CAR-16/HCF10/12/HLT/INGO/4097	NGO/UNDP	Operationally Closed	378,000	378,000	377,983	100.00
00104750	CAR-17/HCF10/13/HLT/INGO/4640	NGO/UNDP	Operationally Closed	216,000	216,000	213,999	99.07
00105875	CAR-17/HCF10/13/HLT/INGO/6128	NGO/UNDP	Operationally Closed	397,440	397,440	393,760	99.07
00106270	CAR-17/HCF10/AS1/HLT/INGO/6007	NGO/UNDP	Operationally Closed	270,000	270,000	267,461	99.06
00109918	CAR-18/HCF10/RA1/HLT/UN/8018	WHO	Operationally Closed	320,000	320,000	312,364	97.61
00109919	CAR-18/HCF10/RA1/HLT/INGO/8019	NGO/UNDP	Operationally Closed	86,179	86,179	47,236	54.81
00110880	CAR-18/HCF10/SA1/HLT/UN/9123	UNFPA	Operationally Closed	199,943	199,943	142,257	71.15
00088455	CAR-CHF-Health-UN Agencies	WHO	Financially Closed	500,000	500,000	500,000	100.00
Health: Total				18,631,547	17,898,068	16,221,086	90.63

Integrated Projects							
00106425	CAR-17/AS1/FSEC-PROTER/5970	NGO/UNDP	On Going	593,999	593,999	588,501	99.07
00108443	CAR-17/AS2/NUT-HLTWASH/7394	NGO/UNDP	On Going	593,998	593,998	244,948	41.24
00108600	CAR-17/HCF10/AS2/PROT-EDU/7396	NGO/UNDP	On Going	330,323	330,323	159,045	48.15
00108864	CAR-17/AS2/NFI-PROTFSEC/7371	NGO/UNDP	On Going	572,400	572,400	133,754	23.37
00109050	CAR-17/HCF10/AS2/FSEC-ER/7341	NGO/UNDP	On Going	345,600	345,600	296,060	85.67

00109051	CAR-17/HCF10/AS2/FSEC-ER/7357	NGO/UNDP	On Going	269,971	269,971		0
00110950	CAR-18/HCF10/ SA1/NFI-ER/9177	NGO/UNDP	On Going	496,800	496,800		0
00110951	CAR-18/HCF10/SA1/NFI-PROT/9164	NGO/UNDP	On Going	485,981	485,981	182,685	37.59
00110953	CAR-18/HCF10/ SA1/ER-WaSH/9163	NGO/UNDP	On Going	540,000	540,000		0
00110954	CAR-18/HCF10/ SA1/ER-FSEC/9107	NGO/UNDP	On Going	367,200	367,200		0
00111740	CAR-18/HCF10/SA1/HLT-NUT/9550	NGO/UNDP	On Going	129,600	129,600	1,238	0.96
00112944	CAR-18/HCF10/SA2/NUT-HLT/10536	NGO/UNDP	On Going	162,001	162,001	(301)	(0.19)
00112945	CAR-18/HCF10/SA2/NUT-HLT/10565	NGO/UNDP	On Going	432,000	432,000	(1,002)	(0.23)
00112946	CAR-18/HCF10/SA2/NUT-HLT/10579	NGO/UNDP	On Going	157,680	157,680	(337)	(0.21)
00112947	CAR-18/HCF10/SA2/HLT-NUT/10563	NGO/UNDP	On Going	432,000	432,000	(802)	(0.19)
00112950	CAR-18/SA2/NFI-CCCM- PR/10567	UNHCR	On Going	600,000	600,000	59,450	9.91
00112968	CAR-18/ SA2/WaSH-PROT/10580	NGO/UNDP	On Going	639,908	639,908		0
00112970	CAR-18/EDU-NFI-WaSH-PROT/10538	NGO/UNDP	On Going	591,840	591,840		0
00112971	CAR-18/EDU-PRO-FSEC-CCCM/10528	NGO/UNDP	On Going	501,120	501,120		0
00112974	CAR-18/HCF10/SA2/NUT-HLT/10583	NGO/UNDP	On Going	431,692	431,692		0
00112977	CAR-18/SA2/FSEC-WaSH/10587	NGO/UNDP	On Going	820,801	820,801		0
00103655	CAR-16/HCF10/12/NUT-HLT/4032	NGO/UNDP	Operationally Closed	345,601	345,601	342,495	99.10
00103656	CAR-16/HCF10/12/NUT-HLT/3994	NGO/UNDP	Operationally Closed	548,639	548,639	548,992	100.06
00103657	CAR-16/HCF10/12/HLT-NUT/4108	NGO/UNDP	Operationally Closed	431,921	431,921	431,901	100.00
00103734	CAR-16/HCF10/12/EDU-PROT/4068	NGO/UNDP	Operationally Closed	486,000	486,000	486,000	100.00
00103898	CAR-16/HCF10/12/ER-PROT-W/4033	NGO/UNDP	Operationally Closed	1,080,000	1,080,000	1,028,051	95.19
00103899	CAR-16/HCF10/12/PROT-EDU/4057	NGO/UNDP	Operationally Closed	537,644	537,644	347,534	64.64
00104453	CAR-16/FSEC/PROT/NGO/4062	NGO/UNDP	Operationally Closed	702,000	702,000	701,967	100.00
00104464	CAR-17/13/WaSH-PROT/UN/4694	UNICEF	Operationally Closed	500,000	500,000	499,315	99.86
00105581	CAR-16/HCF10/12/ER-PROT/4067	NGO/UNDP	Operationally Closed	648,000	648,000	641,864	99.05

00106193	CAR-17/HCF10/AS1/NUT-HLT/6090	NGO/UNDP	Operationally Closed	377,945	377,945	377,600	99.91
00106194	CAR-17/HCF10/AS1/NUT-HLT/6202	NGO/UNDP	Operationally Closed	202,998	202,998	200,901	98.97
00106267	CAR-17/HCF10/AS1/EDUPROT/5956	NGO/UNDP	Operationally Closed	593,994	593,994	588,493	99.07
00106269	CAR-17/HCF10/AS1/NUT-HLT/6209	NGO/UNDP	Operationally Closed	129,600	129,600	126,773	97.82
00106282	CAR-17/HCF10/AS1/PROTEU/6064	NGO/UNDP	Operationally Closed	486,000	486,000	481,500	99.07
00106285	CAR-17/HCF10/AS1/NUT-HLT/6226	NGO/UNDP	Operationally Closed	648,000	648,000	642,000	99.07
00106424	CAR-17/HCF10/AS1/WaSH-NFI/6237	NGO/UNDP	Operationally Closed	594,000	594,000	527,457	88.80
00106426	CAR-17/HCF10/AS1/FSEC-ER/6229	NGO/UNDP	Operationally Closed	432,000	432,000	428,000	99.07
00106882	CAR-17/RE17 HS/NUT-HLT/6578	NGO/UNDP	Operationally Closed	267,476	267,476	267,329	99.95
00106910	CAR-17/RE17 HS/NUTHLT/6601	NGO/UNDP	Operationally Closed	280,091	280,091	280,069	99.99
00107651	CAR-17/HCF10/WaSH-PROT/6618	NGO/UNDP	Operationally Closed	485,999	485,999	486,001	100.00
00108444	CAR-17/HCF10/AS2/NUT-HLT/7370	NGO/UNDP	Operationally Closed	345,565	345,565	342,016	98.97
00108445	CAR-17/HCF10/AS2/NUT-HLT/7354	NGO/UNDP	Operationally Closed	269,985	269,985	267,740	99.17
00108599	CAR-17/HCF10/AS2/EDUPROT/7339	NGO/UNDP	Operationally Closed	269,953	269,953	267,260	99.00
00108865	CAR-17/AS2/NFI-FSECPROT/7391	NGO/UNDP	Operationally Closed	540,000	540,000	420,924	77.95
00109052	CAR-17/HCF10/AS2/FSECPROT/7369	NGO/UNDP	Operationally Closed	701,870	701,870	214,000	30.49
00110612	CAR-18/HCF10/RA1/NFIPROT/8016	NGO/UNDP	Operationally Closed	546,156	546,156	214,000	39.18
00110854	CAR-18/HCF10/SA1/NUT-HLT/9004	NGO/UNDP	Operationally Closed	458,408	458,408	330,259	72.04
00110855	CAR-18/HCF10/SA1/NUT-HLT/9075	NGO/UNDP	Operationally Closed	540,426	540,426	427,400	79.09
00110856	CAR-18/HCF10/SA1/NUT-HLT/9077	NGO/UNDP	Operationally Closed	352,431	352,431	176,432	50.06
00110877	CAR-18/HCF10/SA1/EDUPROT/9008	UNICEF	Operationally Closed	570,064	570,064	536,311	94.08
00110956	CAR-18/HCF10/ SA1/HLT-NUT/9144	NGO/UNDP	Operationally Closed	54,000	54,000	38,605	71.49
00104448	CAR-17/NFI-CCMMPROT/UN/4710	UNHCR	Financially Closed	750,000	750,000	750,000	100.00

00106852	CAR-17/HCF10/CCCM-PROT/6607	UNHCR	Financially Closed	142,611	142,611	142,611	100.00
Integrated Projects: Total				24,814,291	24,814,291	15,225,042	61.36

Logistics							
00096594	2015-CAR-CHF-Logistics-NGOs	NGO/UNDP	On Going	628,588			0
00110853	CAR-18/HCF10/ SA1/LOG/9170	NGO/UNDP	On Going	162,000	162,000		0
00112942	CAR-18/HCF10/ SA2/LOG/INGO/105	NGO/UNDP	On Going	688,500	688,500		0
00112943	CAR-18/HCF10/ SA2/LOG/10596	NGO/UNDP	On Going	378,000	378,000		0
00112972	CAR-18/HCF10/ SA2/LOG/10545	NGO/UNDP	On Going	745,200	745,200		0
00101318	CAR-16/HCF10/R/LOG/INGO/1506	NGO/UNDP	Operationally Closed	216,000	216,000	215,999	100.00
00101698	CAR-16/HCF10/R/LOG/INGO/3172	NGO/UNDP	Operationally Closed	216,000	216,000	213,910	99.03
00103995	CAR-16/HCF10/12/LOG/INGO/4016	NGO/UNDP	Operationally Closed	205,200	205,200	205,191	100.00
00104450	CAR-17/HCF10/13/LOG/INGO/4711	NGO/UNDP	Operationally Closed	451,618	451,618	451,596	100.00
00104451	CAR-17/HCF10/13/LOG/INGO/4713	NGO/UNDP	Operationally Closed	378,000	378,000	378,000	100.00
00106266	CAR-17/HCF10/AS1/LOG/INGO/6223	NGO/UNDP	Operationally Closed	421,200	421,200	417,194	99.05
00106268	CAR-17/HCF10/AS1/LOG/INGO/5955	NGO/UNDP	Operationally Closed	626,400	626,400	620,600	99.07
00106760	CAR-17/HCF10/RE17 HS/LOG/6736	WFP	Operationally Closed	653,996	653,996	653,793	99.97
00109917	CAR-18/HCF10/RA1/LOG/INGO/8014	NGO/UNDP	Operationally Closed	81,000	81,000	79,022	97.56
00110852	CAR-18/HCF10/ SA1/LOG/9000	NGO/UNDP	Operationally Closed	431,998	431,998		0
00110958	CAR-18/HCF10/SA1/LOG/UN/9160	WFP	Operationally Closed	521,625	521,625	521,625	100.00
00112951	CAR-18/HCF10/ SA2/LOG/UN/10559	WFP	Operationally Closed	317,046	317,046	148,032	46.69
00085454	CAR-CHF Logis ER 2013 UN Agen	WFP	Financially Closed	300,000	300,000	300,000	100.00
00106265	CAR-17/HCF10/AS1/LOG/UN/6150	WFP	Financially Closed	500,118	500,118	500,118	100.00
Logistics: Total				7,922,490	7,293,901	4,705,082	64.51

MultiCluster Assist. Refugees							
00089383	2014-CAR-CHF-MULTI-CLUSTERAL-NG	NGO/UNDP	Operationally Closed	291,857	259,833	259,833	100.00

MultiCluster Assist. Refugees: Total	291,857	259,833	259,833	100.00
---	----------------	----------------	----------------	---------------

Nutrition							
00094933	2015 CAR CHF Nutrition NGOs	NGO/UNDP	On Going	2,278,837	2,238,306	2,238,306	100.00
00110878	CAR-18/HCF10/SA1/NUT/UN/9029	WFP	On Going	412,529	412,529	334,349	81.05
00111738	CAR-18/HCF10/SA1/NUT/INGO/9547	NGO/UNDP	On Going	324,000	324,000	143,096	44.17
00112952	CAR-18/HCF10/SA2/NUT/UN/10572	UNICEF	On Going	611,775	611,775		0
00112979	CAR-18/HCF10/ SA2/NUT/UN/1060	WFP	On Going	521,754	521,754		0
00077911	CAR-CHF - Nutrition ? NGOs	NGO/UNDP	Operationally Closed	1,952,585	1,741,414	1,579,414	90.70
00090476	2014 CAR CHF Nutrition NGOs	NGO/UNDP	Operationally Closed	1,526,623	1,281,716	1,281,716	100.00
00096890	2015 CAR CHF Nutrition UN	UNICEF	Operationally Closed	400,001	324,121	324,121	100.00
00100249	CAR-16/HCF10/10/NUT/INGO/1393	NGO/UNDP	Operationally Closed	432,001	432,001	429,592	99.44
00100418	CAR-16/HCF10/NUT-HLT/INGO/1492	NGO/UNDP	Operationally Closed	324,000	324,000	323,985	100.00
00103666	CAR-16/HCF10/12/NUT/INGO/4099	NGO/UNDP	Operationally Closed	648,000	648,000	642,000	99.07
00110879	CAR-18/HCF10/SA1/NUT/UN/9106	UNICEF	Operationally Closed	553,993	553,993	516,436	93.22
00080267	CAR-CHF - Nutrition - UN Agenc	UNICEF	Financially Closed	1,150,000	1,150,000	1,150,000	100.00
00091848	2014-CAR CHF-Nutrition-UN	UNICEF	Financially Closed	400,000	376,565	376,565	100.00
Nutrition: Total				11,536,098	10,940,174	9,339,581	85.37

Protection							
00094472	2015-CAR-CHF-PROTECTION-NGOs	NGO/UNDP	On Going	2,990,094	2,571,630	2,571,946	100.01
00094513	2015-CAR-CHF-PROTECTION- UN	UNICEF	On Going	1,215,094	1,211,121	1,211,121	100.00
00100753	CAR-16/HCF10/HLT-PROT/UN/1455	UNFPA	On Going	399,893	275,169	275,169	100.00
00110857	CAR-18/HCF10/SA1/PROT/NGO/9087	NGO/UNDP	On Going	140,401	140,401	97,216	69.24
00111739	CAR-18/HCF10/SA1/PROT/9548	NGO/UNDP	On Going	129,600	129,600		0
00112975	CAR-18/HCF10/ SA2/PROT/10568	NGO/UNDP	On Going	224,389	224,389		0
00112980	CAR-18/HCF10/SA2/PROT/UN/10606	UNICEF	On Going	300,004	300,004	40,842	13.61
00113142	CAR-18/HCF10/SA2/PROT/10561	NGO/UNDP	On Going	409,322	409,322		0
00113144	CAR-18/HCF10/SA2/PROT/UN/10603	IOM	On Going	250,002	250,002		0

00113145	CAR-18/HCF10/SA2/PROT/10578	NGO/UNDP	On Going	432,000	432,000		0
00077909	CAR-CHF - Protection ? NGOs	NGO/UNDP	Operationally Closed	2,863,097	2,382,700	1,813,117	76.10
00089381	2014-CAR-CHF-PROTECTION-NGOs	NGO/UNDP	Operationally Closed	5,235,312	4,813,703	4,813,703	100.00
00090079	2014-CAR-CHF-PROTECTION- UN	IOM	Operationally Closed	300,000	300,000	300,000	100.00
00100250	CAR-16/HCF10/10/PROT/NGO/1391	NGO/UNDP	Operationally Closed	216,000	216,000	215,952	99.98
00100419	CAR-16/HCF10/10/PROT/NGO/1374	NGO/UNDP	Operationally Closed	162,194	162,194	162,186	100.00
00100488	CAR-16/HCF10/10/PROT/INGO/1501	NGO/UNDP	Operationally Closed	108,000	108,000	102,675	95.07
00100683	CAR-16/HCF10/10/PROT/INGO/1410	NGO/UNDP	Operationally Closed	216,000	216,000	215,989	99.99
00100936	CAR-16/HCF10/10/PROT/INGO/1415	NGO/UNDP	Operationally Closed	324,025	324,025	321,354	99.18
00100937	CAR-16/HCF10/10/PROT/INGO/1451	NGO/UNDP	Operationally Closed	216,000	216,000	202,583	93.79
00103733	CAR-16/HCF10/12/PROT/NGO/3910	NGO/UNDP	Operationally Closed	378,000	378,000	377,999	100.00
00103996	CAR-16/HCF10/12/PROT/NGO/4013	NGO/UNDP	Operationally Closed	401,751	401,751	401,717	99.99
00106281	CAR-17/HCF10/AS1/PROT/6236	NGO/UNDP	Operationally Closed	270,000	270,000	267,478	99.07
00106427	CAR-17/HCF10/AS1/PROT/6213	NGO/UNDP	Operationally Closed	129,600	129,600	128,400	99.07
00109048	CAR-17/HCF10/AS2/PROT/7368	NGO/UNDP	Operationally Closed	324,000	324,000	206,223	63.65
00109049	CAR-17/HCF10/AS2/PROT/7380	NGO/UNDP	Operationally Closed	324,000	324,000	253,374	78.20
00110613	CAR-18/HCF10/RA1/PROT/UN/8017	UNICEF	Operationally Closed	280,001	280,001	190,876	68.17
00110858	CAR-18/HCF10/SA1/PROT/9155	NGO/UNDP	Operationally Closed	324,000	324,000		0
00110859	CAR-18/HCF10/SA1/PROT/9162	NGO/UNDP	Operationally Closed	160,395	160,395	63,564	39.63
00077905	CAR-CHF - Protection ? UN Agen	UNHCR	Financially Closed	283,000	283,000	283,000	100.00
00077905	CAR-CHF - Protection ? UN Agen	UNICEF	Financially Closed	300,000	278,649	278,649	100.00
Protection: Total				19,306,174	17,835,657	14,795,136	82.95

Shelter and NFIs							
00095004	2015-CAR-CHF-SHELTER-NGOs	NGO/UNDP	On Going	1,461,910	1,442,318	1,442,318	100.00

00105576	CAR-15/HCF10/9/NFI/UN/1273	IOM	On Going	350,000	350,000	349,925	99.98
00110957	CAR-18/HCF10/SA1/NFI/UN/9174	IOM	On Going	300,399	300,399	216,290	72.00
00113143	CAR-18/HCF10/SA2/NFI/UN/10590	IOM	On Going	480,000	480,000		0
00083759	CAR-CHF - Shelter and NFIs	NGO/UNDP	Operationally Closed	214,000	180,816	139,882	77.36
00089382	2014-CAR-CHF-SHELTER-NGOs	NGO/UNDP	Operationally Closed	3,495,528	3,427,020	2,803,441	81.80
00091284	2014-CAR-CHF-SHELTER-UN	IOM	Operationally Closed	300,000	300,000	300,000	100.00
00100411	CAR-16/HCF10/10/NFI/INGO/1476	NGO/UNDP	Operationally Closed	248,402	248,402	248,391	100.00
00100416	CAR-16/HCF10/10/NFI/INGO/1437	NGO/UNDP	Operationally Closed	221,400	221,400	221,389	100.00
00100681	CAR-16/HCF10/10/NFI/NGO/1481	NGO/UNDP	Operationally Closed	237,149	237,149	213,435	90.00
00100941	CAR-16/HCF10/10/NFI/INGO/1469	NGO/UNDP	Operationally Closed	108,000	108,000	107,995	100.00
00104449	CAR-17/HCF10/13/NFI/UN/4701	UNICEF	Operationally Closed	600,000	600,000	600,223	100.04
00105872	CAR-17/HCF10/13/NFI/INGO/5549	NGO/UNDP	Operationally Closed	298,080	298,080	295,320	99.07
00105873	CAR-17/HCF10/13/NFI/INGO/5567	NGO/UNDP	Operationally Closed	298,080	298,080	298,065	99.99
00106283	CAR-17/HCF10/AS1/NFI/INGO/6210	NGO/UNDP	Operationally Closed	332,596	332,596	329,516	99.07
00106911	CAR-17/HCF10/AS1/NFI/UN/6232	IOM	Operationally Closed	445,955	445,955	445,955	100.00
00108863	CAR-17/HCF10/AS2/NFI/INGO/7378	NGO/UNDP	Operationally Closed	324,000	324,000	79,900	24.66
00110611	CAR-18/HCF10/RA1/NFI/UN/8010	IOM	Operationally Closed	100,000	100,000	100,000	100.00
00110876	CAR-18/HCF10/ SA1/NFI/UN/9082	UNHCR	Operationally Closed	199,951	199,951	47,765	23.89
00096028	2015-CAR-CHF-SHELTER-UN	UNICEF	Financially Closed	1,000,466	1,000,466	1,000,466	100.00
Shelter and NFIs: Total				11,015,916	10,894,632	9,240,276	84.81

Water and Sanitation							
00094468	2015-CAR-CHF-WASH-NGOs	NGO/UNDP	On Going	2,951,680	2,833,981	2,833,684	99.99
00100938	CAR-16/HCF10/10/WaSH/NGO/1384	NGO/UNDP	On Going	297,122	297,122	296,410	99.76
00105942	CAR-17/HCF10/13/WaSH/UN/6129	UNICEF	On Going	120,000	120,000	120,249	100.21
00106648	CAR-17/HCF10/AS1/WaSH/6227	NGO/UNDP	On Going	129,600	129,600	118,817	91.68

00110845	CAR-18/HCF10/SA1/WaSH/NGO/9078	NGO/UNDP	On Going	285,825	285,825	223,800	78.30
00110846	CAR-18/HCF10/SA1/WaSH/9080	NGO/UNDP	On Going	346,680	346,680	137,388	39.63
00110848	CAR-18/HCF10/SA1/WaSH/9135	NGO/UNDP	On Going	376,621	376,621		0
00110850	CAR-18/HCF10/SA1/WaSH/9215	NGO/UNDP	On Going	254,885	254,885	185,269	72.69
00112940	CAR-18/HCF10/ SA2/WaSH/10527	NGO/UNDP	On Going	371,301	371,301		0
00112941	CAR-18/HCF10/ SA2/WaSH/10589	NGO/UNDP	On Going	105,618	105,618		0
00112965	CAR-18/HCF10/SA2/WaSH/10525	NGO/UNDP	On Going	356,982	356,982	(329)	(0.09)
00112966	CAR-18/HCF10/SA2/WaSH/10577	NGO/UNDP	On Going	216,000	216,000	(317)	(0.15)
00112967	CAR-18/HCF10/ SA2/WaSH/10581	NGO/UNDP	On Going	216,334	216,334		0
00077912	CAR-CHF - WASH - NGOs	NGO/UNDP	Operationally Closed	1,827,406	1,636,693	1,636,693	100.00
00089384	2014-CAR-CHF-WASH-NGOs	NGO/UNDP	Operationally Closed	4,792,353	4,553,355	5,690,456	124.97
00090092	2014-CAR-CHF-WASH-ER-NGOs	NGO/UNDP	Operationally Closed	1,337,502	1,201,691	1,201,691	100.00
00100274	CAR-16/HCF10/10/WaSH/UN/1387	UNICEF	Operationally Closed	350,445	350,445	345,337	98.54
00100412	CAR-16/HCF10/10/WaSH/INGO/1416	NGO/UNDP	Operationally Closed	378,000	378,000	317,252	83.93
00100413	CAR-16/HCF10/10/WaSH/INGO/1474	NGO/UNDP	Operationally Closed	307,801	307,801	296,511	96.33
00100415	CAR-16/HCF10/R/WaSH/INGO/1504	NGO/UNDP	Operationally Closed	259,200	259,200	127,010	49.00
00100417	CAR-16/HCF10/WaSH-NUTHLT/1483	NGO/UNDP	Operationally Closed	367,199	367,199	367,181	100.00
00101094	CAR-16/HCF10/10/WaSH/INGO/1482	NGO/UNDP	Operationally Closed	108,001	108,001	86,128	79.75
00101097	CAR-16/HCF10/10/WaSH/INGO/1494	NGO/UNDP	Operationally Closed	374,221	374,221	374,210	100.00
00102314	CAR-16/HCF10/R/WaSH/INGO/3610	NGO/UNDP	Operationally Closed	183,600	183,600	160,472	87.40
00102316	CAR-16/HCF10/R/WaSH/UN/3609	UNICEF	Operationally Closed	600,000	600,000	600,000	100.00
00103658	CAR-16/HCF10/12/WaSH/INGO/4111	NGO/UNDP	Operationally Closed	623,019	623,019	622,989	100.00
00103661	CAR-16/HCF10/12/WaSH/INGO/4085	NGO/UNDP	Operationally Closed	345,600	345,600	312,285	90.36
00103897	CAR-16/HCF10/12/WaSH/INGO/4069	NGO/UNDP	Operationally Closed	519,426	519,426	519,402	100.00
00104019	CAR-16/HCF10/12/WaSH/INGO/4093	NGO/UNDP	Operationally Closed	540,000	540,000	539,976	100.00
00104452	CAR-17/HCF10/13/WaSH/INGO/4712	NGO/UNDP	Operationally Closed	215,999	215,999	214,686	99.39

00105874	CAR-17/HCF10/13/WaSH/INGO/5365	NGO/UNDP	Operationally Closed	397,275	397,275	368,467	92.75
00106280	CAR-17/HCF10/AS1/WaSH/NGO/6228	NGO/UNDP	Operationally Closed	54,000	54,000	53,500	99.07
00106423	CAR-17/HCF10/AS1/WaSH/6221	NGO/UNDP	Operationally Closed	378,000	378,000		0
00106647	CAR-17/HCF10/AS1/WaSH/UN/6212	UNICEF	Operationally Closed	400,000	400,000	392,056	98.01
00106826	CAR-17/HCF10/RE17HS/WaSH/6619	NGO/UNDP	Operationally Closed	395,979	395,979	392,253	99.06
00107037	CAR-17/HCF10/RE17/HS/WaSH/6621	NGO/UNDP	Operationally Closed	467,640	467,640	340,163	72.74
00108003	CAR-17/HCF10/13/WaSH/INGO/7332	NGO/UNDP	Operationally Closed	324,001	324,000	303,212	93.58
00108595	CAR-17/HCF10/AS2/WaSH/7361	NGO/UNDP	Operationally Closed	367,920	367,920	297,222	80.78
00108596	CAR-17/HCF10/AS2/WaSH/7347	NGO/UNDP	Operationally Closed	432,000	432,000	188,980	43.75
00109916	CAR-18/HCF10/RA1/WaSH/8021	NGO/UNDP	Operationally Closed	324,000	324,000	320,999	99.07
00110847	CAR-18/HCF10/SA1/WaSH/9119	NGO/UNDP	Operationally Closed	486,000	486,000		0
00110849	CAR-18/HCF10/SA1/WaSH/9178	NGO/UNDP	Operationally Closed	218,069	218,069	64,821	29.72
00102315	CAR-16/HCF10/R/WaSH/UN/3616	IOM	Financially Closed	120,000	120,000	120,000	100.00
Water and Sanitation: Total				23,523,303	22,840,081	20,168,921	88.30
Grand Total				192,458,984	181,938,492	159,286,511	87.55

5.3 EXPENDITURE REPORTED BY CATEGORY

Project expenditures are incurred and monitored by each Participating Organization and are reported as per the agreed categories for inter-agency harmonized reporting. In 2006 the UN Development Group (UNDG) established six categories against which UN entities must report inter-agency project expenditures. Effective 1 January 2012, the UN Chief Executive Board (CEB) modified these categories as a result of IPSAS adoption to comprise eight categories. All expenditure incurred prior to 1 January 2012 have been reported in the old categories; post 1 January 2012 all expenditure are reported in the new eight following categories:

2012 CEB Expense Categories

1. Staff and personnel costs
2. Supplies, commodities and materials
3. Equipment, vehicles, furniture and depreciation
4. Contractual services
5. Travel
6. Transfers and grants
7. General operating expenses
8. Indirect costs

2006 UNDG Expense Categories

1. Supplies, commodities, equipment & transport
2. Personnel
3. Training counterparts
4. Contracts
5. Other direct costs
6. Indirect costs

Table 5.3. Expenditure by UNDG Budget Category, as of 31 December 2018 (in US Dollars)

Category	Expenditure			Percentage of Total Programme Cost
	Prior Years as of 31-Dec-2017	Current Year Jan-Dec-2018	Total	
Supplies, Commodities, Equipment and Transport (Old)	1,727,554	-	1,727,554	1.15
Personnel (Old)	1,202,457	-	1,202,457	0.80
Training of Counterparts (Old)	88,715	-	88,715	0.06
Contracts (Old)	2,478,989	-	2,478,989	1.66
Other direct costs (Old)	23,911,100	-	23,911,100	15.97
Staff & Personnel Cost (New)	2,459,153	626,260	3,085,414	2.06
Suppl, Comm, Materials (New)	7,190,297	4,357,390	11,547,688	7.71
Equip, Veh, Furn, Depn (New)	15,705,355	427,015	16,132,370	10.78
Contractual Services (New)	22,186,950	7,781,886	29,968,836	20.02
Travel (New)	1,728,243	725,729	2,453,972	1.64
Transfers and Grants (New)	38,915,637	1,559,516	40,475,153	27.04
General Operating (New)	9,369,152	7,244,012	16,613,164	11.10
Programme Costs Total	126,963,603	22,721,808	149,685,411	100.00
¹ Indirect Support Costs Total	8,076,913	1,524,188	9,601,101	6.41
Total	135,040,516	24,245,995	159,286,511	

¹ **Indirect Support Costs** charged by Participating Organization, based on their financial regulations, can be deducted upfront or at a later stage during implementation. The percentage may therefore appear to exceed the 7% agreed-upon for on-going projects. Once projects are financially closed, this number is not to exceed 7%.

6. COST RECOVERY

Cost recovery policies for the Fund are guided by the applicable provisions of the Terms of Reference, the MOU concluded between the Administrative Agent and Participating Organizations, and the SAAs concluded between the Administrative Agent and Contributors, based on rates approved by UNDG.

The policies in place, as of 31 December 2018, were as follows:

- The Administrative Agent (AA) fee: 1% is charged at the time of contributor deposit and covers services provided on that contribution for the entire duration of the Fund. In the reporting period US\$ 276,852 was deducted in AA-fees. Cumulatively, as of 31 December 2018, US\$ 2,023,643 has been charged in AA-fees.
- Indirect Costs of Participating Organizations: Participating Organizations may charge 7% indirect costs. In the current reporting period US\$ 1,524,188 was deducted in indirect costs by Participating Organizations. Cumulatively, indirect costs amount to US\$ 9,601,101 as of 31 December 2018.

7. ACCOUNTABILITY AND TRANSPARENCY

In order to effectively provide fund administration services and facilitate monitoring and reporting to the UN system and its partners, the MPTF Office has developed a public website, the MPTF Office Gateway (<http://mptf.undp.org>). Refreshed in real time every two hours from an internal enterprise resource planning system, the MPTF Office Gateway has become a standard setter for providing transparent and accountable trust fund administration services.

The Gateway provides financial information including: contributor commitments and deposits, approved programme budgets, transfers to and expenditures reported by Participating Organizations, interest income and other expenses. In addition, the Gateway provides an overview of the MPTF Office portfolio and extensive information on individual Funds, including their purpose, governance structure and key documents. By providing easy access to the growing number of narrative and financial reports, as well as related project documents, the Gateway collects and preserves important institutional knowledge and facilitates knowledge sharing and management among UN Organizations and their development partners, thereby contributing to UN coherence and development effectiveness.

8. DIRECT COSTS

The Fund governance mechanism may approve an allocation to a Participating Organization to cover costs associated with Secretariat services and overall coordination, as well as Fund level reviews and evaluations. These allocations are referred to as 'direct costs'. The transfer for direct costs for the reporting period was US\$ 997,194 while direct costs charged to the fund amounted to US\$ 843,756. Cumulatively, as of 31 December 2018, US\$ 3,729,923 has been charged as Direct Costs.

Table: Direct Costs

Participating Organization	Net Funded Amount	Expenditure	Delivery Rate
OCHA	3,729,923	3,542,293	95%
Total:	3,729,923	3,542,293	95%