

*Empowered lives.
Resilient nations.*

Consolidated Annual Financial Report of the Administrative Agent for the DRC Humanitarian Fund

for the period 1 January to 31 December 2018

**Multi-Partner Trust Fund Office
Bureau for Management Services
United Nations Development Programme
[GATEWAY: http://mptf.undp.org](http://mptf.undp.org)**

15 May 2019

PARTICIPATING ORGANIZATIONS



Food and Agriculture Organization (FAO)



International Organization for Migration (IOM)



United Nations Development Programme (UNDP)



UN Office for the Coordination of Humanitarian Affairs (OCHA)



Joint United Nations Programme on HIV/AIDS (UNAIDS)



United Nations Population Fund (UNFPA)



United Nations Human Settlements Programme (UN-HABITAT)



United Nations High Commissioner for Refugees (UNHCR)



United Nations Children's Fund (UNICEF)



United Nations Mine Action Service (UNMAS)



United Nations Office for Project Services (UNOPS)



United National Development Fund for Women (UNWOMEN)



World Food Programme (WFP)



World Health Organization (WHO)

CONTRIBUTORS



The Spanish Agency for International Development Cooperation (AECID)



Australia



Belgium



Canada



Canadian International Development Agency (CIDA)



Denmark



Department for International Development (DFID)



Germany



Ireland



Irish AID



Luxembourg



Netherlands



Norway



Korea



Swedish International Development Cooperation Agency (Sida)

UN Foundation/UN Partnership Office

DEFINITIONS

Approved Project/Programme

A project/programme including budget, etc., that is approved by the Humanitarian Coordinator for fund allocation purposes.

Contributor Commitment

Amount(s) committed by a donor to a Fund in a signed Standard Administrative Arrangement with the UNDP Multi-Partner Trust Fund Office (MPTF Office), in its capacity as the Administrative Agent. A commitment may be paid or pending payment.

Contributor Deposit

Cash deposit received by the MPTF Office for the Fund from a contributor in accordance with a signed Standard Administrative Arrangement.

Delivery Rate

The percentage of funds that have been utilized, calculated by comparing expenditures reported by a Participating Organization against the 'net funded amount'.

Indirect Support Costs

A general cost that cannot be directly related to any particular programme or activity of the Participating Organizations. UNDG policy establishes a fixed indirect cost rate of 7% of programmable costs.

Managing Agent

The Participating UN Organization (e.g., UNDP or OCHA) that has signed the MOU and performs an oversight function vis-à-vis NGOs receiving funding. The Managing Agent has the same obligations as any other PUNO signing the MOU, including for reporting.

Net Funded Amount

Amount transferred to a Participating Organization less any refunds transferred back to the MPTF Office by a Participating Organization.

Participating Organization

A UN Organization or other inter-governmental Organization that is an implementing partner in a Fund, as represented by signing a Memorandum of Understanding (MOU) with the MPTF Office for a particular Fund.

Project Expenditure

The sum of expenses and/or expenditure reported by all Participating Organizations for a Fund irrespective of which basis of accounting each Participating Organization follows for donor reporting.

Project Financial Closure

A project or programme is considered financially closed when all financial obligations of an operationally completed project or programme have been settled, and no further financial charges may be incurred.

Project Operational Closure

A project or programme is considered operationally closed when all programmatic activities for which Participating Organization(s) received funding have been completed.

Project Start Date

Date of transfer of first instalment from the MPTF Office to the Participating Organization.

Total Approved Budget

This represents the cumulative amount of allocations approved by the Humanitarian Coordinator.

US Dollar Amount

The financial data in the report is recorded in US Dollars and due to rounding off of numbers, the totals may not add up.

TABLE OF CONTENTS

Introduction.....	4
1. Sources and Uses of Funds	5
2. Partner Contributions.....	6-7
3. Interest Earned.....	8
4. Transfer of Funds.....	8-11
5. Transfer by sector of Funds.....	12-23
6. Cost Recovery.....	24
7. Accountability and Transparency.....	24
8. Direct Cost.....	24

INTRODUCTION

This Consolidated Annual Financial Report of the **DRC Humanitarian Fund** is prepared by the United Nations Development Programme (UNDP) Multi-Partner Trust Fund Office (MPTF Office) in fulfillment of its obligations as Administrative Agent, as per the terms of Reference (TOR), the Memorandum of Understanding (MOU) signed between the UNDP MPTF Office and the Participating Organizations, and the Standard Administrative Arrangement (SAA) signed with contributors.

The MPTF Office, as Administrative Agent, is responsible for concluding an MOU with Participating Organizations and SAAs with contributors. It receives, administers and manages contributions, and disburses these funds to the Participating Organizations. The Administrative Agent prepares and submits annual consolidated financial reports, as well as regular financial statements, for transmission to contributors.

This consolidated financial report covers the period 1 January to 31 December **2018** and provides financial data on progress made in the implementation of projects of the **DRC Humanitarian Fund**. It is posted on the MPTF Office GATEWAY (<http://mptf.undp.org/factsheet/fund/HCG10>).

The financial data in the report is recorded in US Dollars and due to rounding off of numbers, the totals may not add up.

2018 FINANCIAL PERFORMANCE

This chapter presents financial data and analysis of the DRC Humanitarian Fund using the pass-through funding modality as of 31 December 2018. Financial information for this Fund is also available on the MPTF Office GATEWAY, at the following address: <http://mptf.undp.org/factsheet/fund/HCG10>.

1. SOURCES AND USES OF FUNDS

As of 31 December 2018, 14 contributors deposited US\$ 1,128,772,313 in contributions and US\$ 10,090,793 was earned in interest.

The cumulative source of funds was US\$ 1,138,863,106.

Of this amount, US\$ 1,072,085,199 has been net funded to 15 Participating Organizations, of which US\$ 1,013,214,153 has been reported as expenditure. The Administrative Agent fee has been charged at the approved rate of 1% on deposits and amounts to US\$ 11,287,723. Table 1 provides an overview of the overall sources, uses, and balance of the DRC Humanitarian Fund as of 31 December 2018.

Table 1. Financial Overview, as of 31 December 2018 (in US Dollars)

	Annual 2017	Annual 2018	Cumulative
Sources of Funds			
Contributions from donors	70,009,318	90,144,088	1,128,772,313
Fund Earned Interest and Investment Income	226,264	706,476	7,567,356
Interest Income received from Participating Organizations	1,017	6,116	2,523,438
Total: Sources of Funds	70,236,599	90,856,680	1,138,863,106
Use of Funds			
Transfers to Participating Organizations	37,309,126	74,290,374	1,068,649,082
Refunds received from Participating Organizations	(1,175,083)	(985,939)	(14,736,510)
Net Funded Amount	36,134,042	73,304,435	1,053,912,572
Administrative Agent Fees	700,093	901,441	11,287,723
Direct Costs: (Steering Committee, Secretariat...etc.)	6,045,590	3,041,986	18,172,627
Bank Charges	648	2,245	13,044
Total: Uses of Funds	42,880,373	77,250,106	1,083,385,966
Change in Fund cash balance with Administrative Agent	27,356,226	13,606,573	55,477,140
Opening Fund balance (1 January)	14,514,341	41,870,566	-
Closing Fund balance (31 December)	41,870,566	55,477,140	55,477,140
Net Funded Amount (Includes Direct Cost)	42,179,632	76,346,421	1,072,085,199
Participating Organizations' Expenditure (Includes Direct Cost)	63,542,564	68,913,764	1,013,214,153
Balance of Funds with Participating Organizations			58,871,046

2. PARTNER CONTRIBUTIONS

Table 2 provides information on cumulative contributions received from all contributors to this Fund as of 31 December 2018.

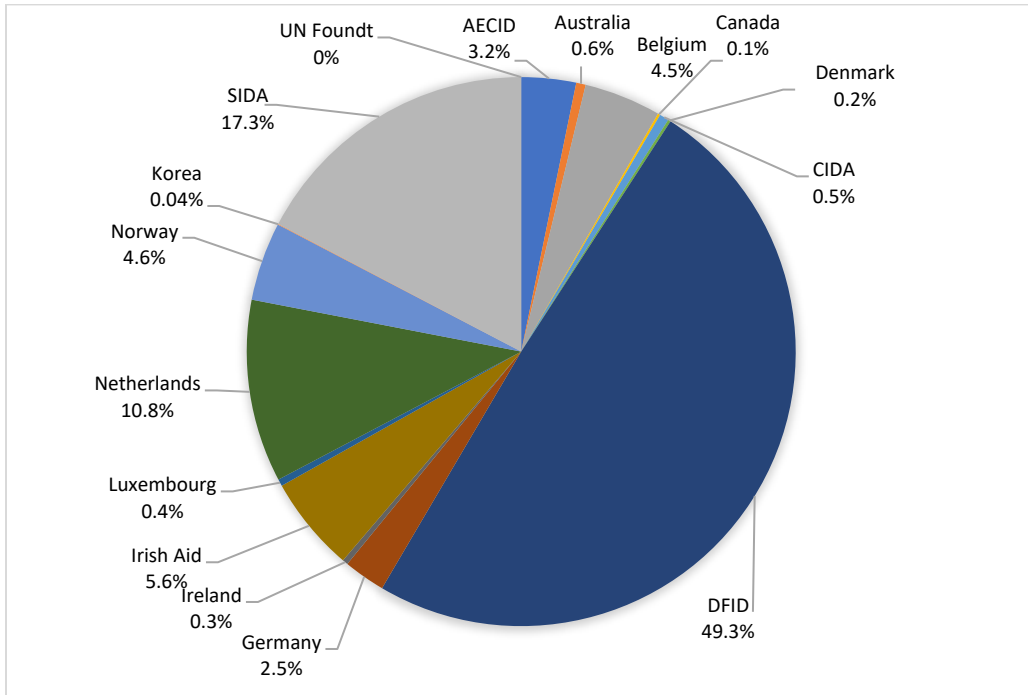
The DRC Humanitarian Fund is currently being financed by 14 contributors, as listed in the table below.

The table below includes commitments made up to 31 December 2018 through signed Standard Administrative Agreements, and deposits made through 2018. It does not include commitments that were made to the fund beyond 2018.

Table 2. Contributors' Commitments and Deposits, as of 31 December 2018 (in US Dollars)

Contributors	Total Commitments	Prior Years as of 31-Dec-2017 Deposits	Current Year Jan-Dec-2018 Deposits	Total Deposits
The Spanish Agency for International Development Cooperation (AECID)	36,325,886	36,325,886	-	36,325,886
Australia	6,317,400	6,317,400	-	6,317,400
Belgium	51,123,882	45,673,332	5,450,550	51,123,882
Canada	1,592,737	-	1,592,737	1,592,737
Canadian International Development Agency (CIDA)	6,207,132	6,207,132	-	6,207,132
Denmark	1,808,449	1,808,449	-	1,808,449
Department for International Development (DFID)	556,526,030	520,007,211	36,518,819	556,526,030
Germany	27,756,777	8,220,700	19,536,077	27,756,777
Ireland	3,675,576	-	3,675,576	3,675,576
Irish Aid	63,521,054	63,521,054	-	63,521,054
Luxembourg	4,584,220	4,213,685	370,535	4,584,220
Netherlands	121,373,680	113,123,480	8,250,200	121,373,680
Norway	52,213,749	50,125,664	2,088,085	52,213,749
Korea	500,000	-	500,000	500,000
Swedish Int'l Development Cooperation	195,244,854	183,084,232	12,160,621	195,244,854
Un Foundation/Un Partnership Office	887	-	887	887
Grand Total	1,128,772,313	1,038,628,225	90,144,088	1,128,772,313

Figure 1: Deposits by contributor, cumulative as of 31 December 2018



3. INTEREST EARNED

Interest income is earned in two ways: 1) on the balance of funds held by the Administrative Agent (Fund earned interest), and 2) on the balance of funds held by the Participating Organizations (Agency earned interest) where their Financial Regulations and Rules allow return of interest to the AA.

As of 31 December 2018, Fund earned interest amounts to US\$ 7,567,356.

Interest received from Participating Organizations amounts to US\$ 2,523,438, bringing the cumulative interest received to US\$ 10,090,793.

Details are provided in the table below.

Table 3. Sources of Interest and Investment Income, as of 31 December 2018 (in US Dollars)

Interest Earned	Prior Years as of 31-Dec-2017	Current Year Jan-Dec-2018	Total
Administrative Agent			
Fund Earned Interest and Investment Income	6,860,880	706,476	7,567,356
Total: Fund Earned Interest	6,860,880	706,476	7,567,356
Participating Organization			
FAO	569,045	6,116	575,161
NGO/UNDP	1,007,861		1,007,861
UNDP	692,848		692,848
UNFPA	247,489		247,489
UNWOMEN	78		78
Total: Agency earned interest	2,517,321	6,116	2,523,438
Grand Total	9,378,201	712,592	10,090,793

4. TRANSFER OF FUNDS

With the overall aim of improving the timeliness and coherence of the humanitarian response, improving needs assessment and supporting the response as strategized in the Humanitarian Response Plan, upon decision of the Humanitarian Coordinator, transfers of funds were made to projects in 11 Clusters of the DRC Humanitarian Fund, namely:

13 Participating Organizations have signed the MOU for the DRC Humanitarian Fund since its inception in January 2006.

4.1 TRANSFER BY PARTICIPATING ORGANIZATION

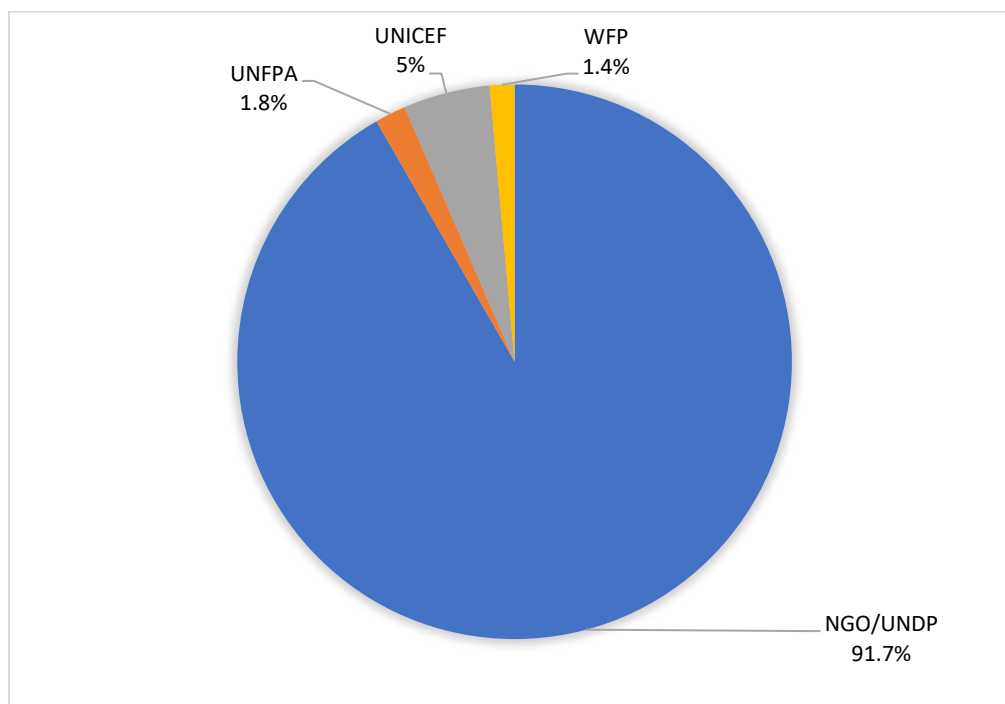
Table 4.1 provides additional information on the refunds received by the MPTF Office, and the net funded amount for each of the Participating Organizations.

In 2018 the Administrative Agent, based on the approval of the Humanitarian Coordinator, transferred US\$ 74,290,374 to 4 Participating Organizations, bringing the total cumulative amount transferred to US\$ 1,068,649,082 to 13 Participating Organizations (see list below).

Table 4.1 Transfer, Refund, and Net Funded Amount by Participating Organization, as of 31 December 2018 (in US Dollars)

Participating Organization	Prior Years as of 31-Dec-2017			Current Year Jan-Dec-2018			Total		
	Transfers	Refunds	Net Funded	Transfers	Refunds	Net Funded	Transfers	Refunds	Net Funded
FAO	75,970,783	(1,780,203)	74,190,580		(54,227)	(54,227)	75,970,783	(1,834,431)	74,136,352
IOM	2,246,136	(20,120)	2,226,016				2,246,136	(20,120)	2,226,016
NGO/UNDP	520,533,882	(7,158,501)	513,375,381	68,124,322	(876,147)	67,248,175	588,658,204	(8,034,648)	580,623,556
OCHA	37,085,865	(2,335,819)	34,750,046				37,085,865	(2,335,819)	34,750,046
UNDP	8,714,531	(7,526)	8,707,005		(53,727)	(53,727)	8,714,531	(61,253)	8,653,278
UNFPA	11,755,990	(487,447)	11,268,543	1,345,557		1,345,557	13,101,547	(487,447)	12,614,100
UNHABITAT	2,414,157		2,414,157				2,414,157		2,414,157
UNHCR	24,492,461		24,492,461				24,492,461		24,492,461
UNICEF	185,585,302	(703,833)	184,881,469	3,749,219	(1,838)	3,747,381	189,334,521	(705,671)	188,628,849
UNMAS	400,000		400,000				400,000		400,000
UNOPS	5,173,971		5,173,971				5,173,971		5,173,971
UNWOMEN	300,000		300,000				300,000		300,000
WFP	85,774,594	(173,053)	85,601,541	1,071,276		1,071,276	86,845,870	(173,053)	86,672,817
WHO	33,911,036	(1,084,068)	32,826,968				33,911,036	(1,084,068)	32,826,968
Grand Total	994,358,709	(13,750,572)	980,608,137	74,290,374	(985,939)	73,304,435	1,068,649,082	(14,736,510)	1,053,912,572

Figure 2: Transfers amount by Participating Organization for the period of 1 January to 31 December 2018



4.2. TRANSFER BY CLUSTER

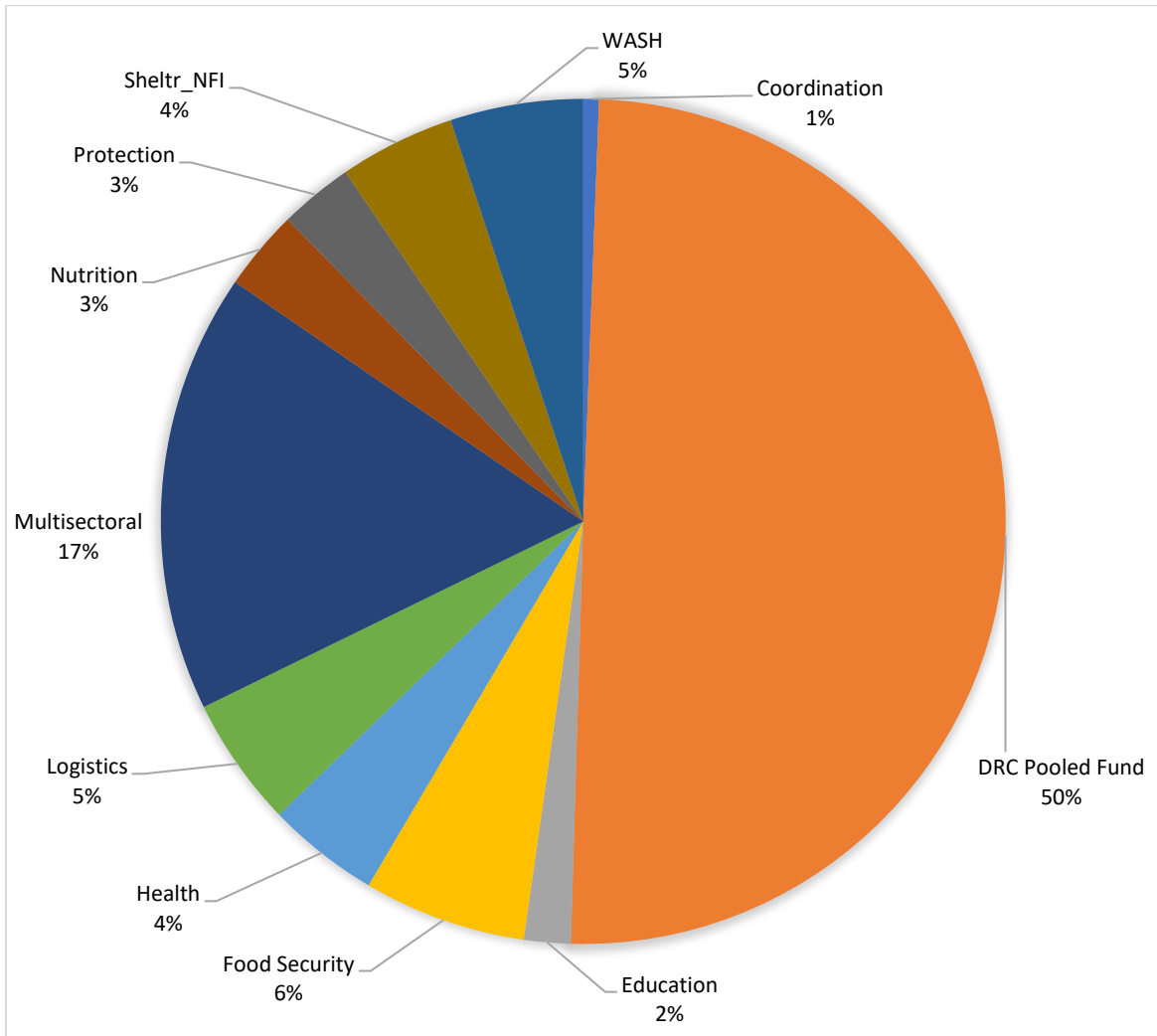
Table 4.2 shows the total Net Funded Amount by Cluster. The DRC Humanitarian Fund has the following 11 thematic areas as listed in the table below.

As shown in Figure 3, in 2018, the Sectors receiving the largest share of transfers were: Multisectoral (43%), Food Security (13%), and Nutrition (12%).

Table 4.2 Cumulative net funded amount by Sector as of 31 December 2018 (in US Dollars)

Sectors	Cumulative Net Funded Amount
Coordination	6,275,972
DRC Pooled Fund	525,620,547
Education	18,808,925
Food Security	65,696,056
Health	45,414,954
Logistics	52,331,266
Multisectoral	177,311,649
Nutrition	32,463,756
Protection	29,711,968
Shelter and Non-Food Items	46,688,481
Water Sanitation and Hygiene	53,588,999
Total:	1,053,912,572

Figure 3: Net Funded Amounts by Sector for the Year 2018



5. EXPENDITURE AND FINANCIAL DELIVERY RATES

All final expenditures reported for the year 2018 were submitted by the Headquarters of the Participating Organizations. These were consolidated by the MPTF Office.

Project expenditures are incurred and monitored by each Participating Organization, and are reported as per the agreed upon categories for inter-agency harmonized reporting. The reported expenditures were submitted via the MPTF Office's online expenditure reporting tool.

The 2018 expenditure data has been posted on the MPTF Office GATEWAY at <http://mptf.undp.org/factsheet/fund/HCG10>.

5.1 EXPENDITURE REPORTED BY PARTICIPATING ORGANIZATION

In 2018, US\$ 73,304,435 was net funded to Participating Organizations, and US\$ 67,437,774 was reported in expenditure.

As shown in table below, the cumulative net funded amount is US\$ 1,053,912,572 and cumulative expenditures reported by the Participating Organizations amount to US\$ 1,001,411,506. This equates to an overall Fund expenditure delivery rate of 95 percent.

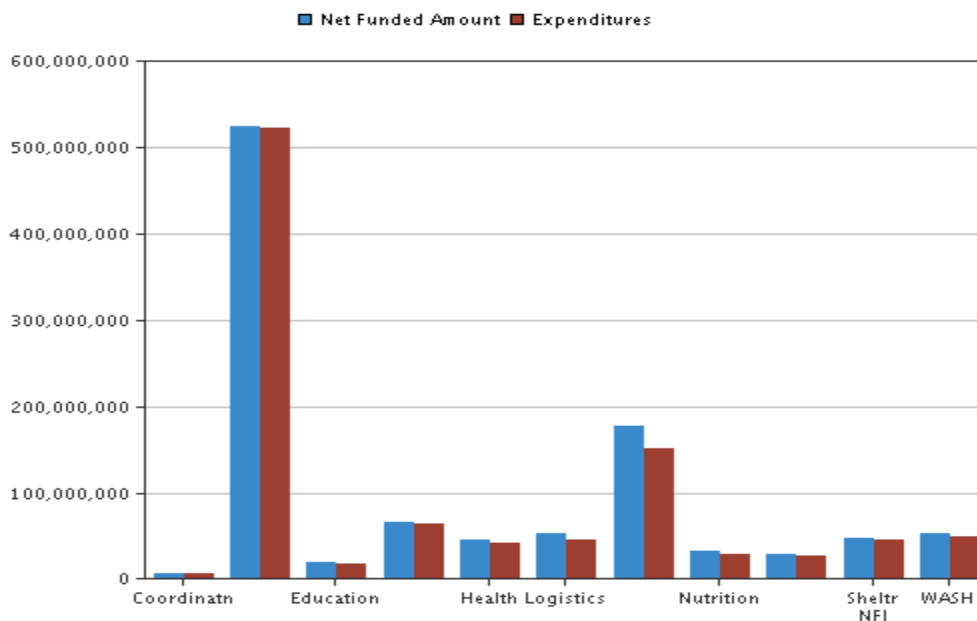
Table 5.1a. Net Funded Amount, Reported Expenditure, and Financial Delivery by Participating Organization, as of 31 December 2018 (in US Dollars)

Participating Organization	Current Year Jan-Dec 2018		Total		Delivery Rate %
	Net Funded Amount	Expenditure	Net Funded Amount	Expenditure	
FAO	(54,227)	(52,414)	74,136,352	74,733,732	100.81
IOM			2,226,016	2,226,016	100.00
NGO/UNDP	67,248,175	57,670,706	580,623,556	537,504,498	92.57
OCHA			34,750,046	36,534,761	105.14
UNAIDS					0
UNDP	(53,727)	(245,919)	8,653,278	7,270,572	84.02
UNFPA	1,345,557		12,614,100	11,029,522	87.44
UNHABITAT		17,087	2,414,157	2,357,181	97.64
UNHCR		0	24,492,461	24,492,461	100.00
UNICEF	3,747,381	3,751,804	188,628,849	188,625,829	100.00
UNMAS			400,000	400,000	100.00
UNOPS			5,173,971	5,147,846	99.50
UNWOMEN			300,000	297,500	99.17
WFP	1,071,276	6,296,509	86,672,817	77,965,212	89.95
WHO		0	32,826,968	32,826,376	100.00
Total	73,304,435	67,437,774	1,053,912,572	1,001,411,506	95.02

Table 5.1b: Expenditure with breakdown by Cluster (in US Dollars)

Country/Cluster	Current Year Jan-Dec-2018		Total		Delivery Rate %
	Net Funded Amount	Expenditure	Net Funded Amount	Expenditure	
Congo, The Democratic Republic					
Coordination	(53,727)		6,275,972	5,764,375	91.85
DRC Pooled Fund		(245,919)	525,620,547	523,204,298	99.54
Education	2,438,099	1,789,496	18,808,925	17,733,555	94.28
Food Security	9,781,289	15,670,129	65,696,056	63,991,366	97.41
Health	5,771,965	4,626,002	45,414,954	42,449,963	93.47
Logistics	2,891,843	8,013,676	52,331,266	46,037,446	87.97
Multisectoral	31,158,428	15,972,518	177,311,649	152,128,103	85.80
Nutrition	8,458,736	7,729,689	32,463,756	28,983,366	89.28
Protection	4,046,370	4,104,564	29,711,968	27,082,931	91.15
Shelter and Non-Food Items	3,729,390	5,556,129	46,688,481	45,005,125	96.39
Water Sanitation and Hygiene	5,082,041	4,221,491	53,588,999	49,030,977	91.49
Congo, The Democratic Republic Total:	73,304,435	67,437,774	1,053,912,572	1,001,411,506	95.02
Grand Total:	73,304,435	67,437,774	1,053,912,572	1,001,411,506	95.02

Figure 4: Cumulative Net Funded Amount and Expenditure with Breakdown by Cluster



5.2 EXPENDITURE BY PROJECT

Table 5.2 displays the net funded amounts, expenditures reported and the financial delivery rates by Participating Organization.

Table 5.2 Expenditure by Project within Cluster, as of 31 December 2018 (in US Dollars)

Cluster / Project No.and Project Title		Participating Organization	Project Status	Total Approved Amount	Net Funded Amount	Total Expenditure	Delivery Rate %
Coordination							
00078034	DRC PF- Coordination- UN	UNDP	On Going	2,657,291	2,657,291	2,137,866	80.45
00085225	DRC PF COORDINATION/2013	OCHA	On Going	1,241,462	690,359	690,359	100.00
00085225	DRC PF COORDINATION/2013	UNDP	On Going	1,315,600	1,308,074	1,318,247	100.78
00090338	DRC PF-COORDINATION-UN-2014	UNDP	On Going	314,977	261,250	261,250	100.00
00096021	DRC POOLED FUND COORDINATION 2	UNHCR	On Going	350,000	350,000	350,000	100.00
00100747	DRC PF/COORDINATION/2016/UN	UNICEF	On Going	559,000	559,000	558,877	99.98
00104763	DRC-16/COORD/UNOPS/4624	UNOPS	Operationally Closed	449,997	449,997	447,775	99.51
Coordination: Total				6,888,327	6,275,972	5,764,375	91.85

DRC Pooled Fund							
00065241	CHF DRC Pooled Fd	FAO	Operationally Closed	56,292,146	54,620,860	55,221,967	101.10
00065241	CHF DRC Pooled Fd	IOM	Operationally Closed	2,246,136	2,226,016	2,226,016	100.00
00065241	CHF DRC Pooled Fd	OCHA	Operationally Closed	33,844,703	32,773,011	33,844,402	103.27
00065241	CHF DRC Pooled Fd	UNAIDS	Operationally Closed	100,000			0
00065241	CHF DRC Pooled Fd	UNDP	Operationally Closed	4,325,563	4,426,663	3,553,208	80.27
00065241	CHF DRC Pooled Fd	UNFPA	Operationally Closed	9,039,501	8,598,639	8,359,618	97.22
00065241	CHF DRC Pooled Fd	UNHCR	Operationally Closed	15,461,326	15,461,326	15,461,326	100.00
00065241	CHF DRC Pooled Fd	UNICEF	Operationally Closed	116,856,558	116,217,364	116,217,364	100.00
00065241	CHF DRC Pooled Fd	UNMAS	Operationally Closed	200,000	200,000	200,000	100.00
00065241	CHF DRC Pooled Fd	UNOPS	Operationally Closed	4,723,974	4,723,974	4,700,071	99.49
00065241	CHF DRC Pooled Fd	UNWOMEN	Operationally Closed	300,000	300,000	297,500	99.17
00065241	CHF DRC Pooled Fd	WFP	Operationally Closed	41,670,473	41,670,473	38,476,065	92.33
00065241	CHF DRC Pooled Fd	WHO	Operationally Closed	23,530,415	22,458,098	22,458,098	100.00

00072858	CHF DRC - Managing Agent/NGOs	NGO/UNDP	Operationally Closed	230,409,875	221,944,122	222,188,662	100.11
DRC Pooled Fund: Total				539,000,670	525,620,547	523,204,298	99.54

Education							
00078041	DRC PF- Education- UN	UNICEF	On Going	1,226,059	1,213,834	1,213,834	100.00
00085227	DRC PF EDUCATION/2013/UN AGENC	UNICEF	On Going	431,000	431,000	431,000	100.00
00085264	DRC PF EDUCATION/2013/UNDP-NGO	NGO/UNDP	On Going	1,376,875	1,372,052	1,372,052	100.00
00091829	DRC-PF-EDUCATION/2014/UN	UNICEF	On Going	912,929	911,091	911,091	100.00
00095922	DRC/POOLED FUND/EDUCATION/2015/	NGO/UNDP	On Going	1,180,803	1,171,593	1,171,593	100.00
00100745	DRC PF/EDU/2016/UN	UNICEF	On Going	516,000	516,000	515,733	99.95
00103547	DRC PF EDUCATION/2016/MA/NGO	NGO/UNDP	On Going	2,739,415	2,733,401	2,732,569	99.97
00105668	DRC-17/EDU/UR1/NGO/5564	NGO/UNDP	On Going	368,419	367,500	367,500	100.00
00110226	DRC-18//UR1/EDU/NGO/8778	NGO/UNDP	On Going	674,469	674,469	672,787	99.75
00110227	DRC-18//EDU/INGO/8789	NGO/UNDP	On Going	157,897	157,897	98,111	62.14
00110228	DRC-18/EDU/INGO/8804	NGO/UNDP	On Going	609,826	609,826	608,306	99.75
00110359	DRC-18/HCG10/UR1/EDU/INGO/8908	NGO/UNDP	On Going	123,260	123,260	120,204	97.52
00111282	DRC-18/HCG10/UR3/EDU/NGO/9286	NGO/UNDP	On Going	336,841	336,840	168,476	50.02
00111283	DRC-18/HCG10/UR3/EDU/INGO/9302	NGO/UNDP	On Going	228,805	228,805	68,235	29.82
00113520	DRC-18/HCG10/UR5/EDU/NGO/11072	NGO/UNDP	On Going	315,774	315,774		0
00078042	DRC PF- Education- MA/NGO	NGO/UNDP	Operationally Closed	7,651,997	7,645,584	7,282,067	95.25
Education: Total				18,850,368	18,808,925	17,733,555	94.28

Food Security							
00078035	DRC PF- Food Security- UN	FAO	On Going	11,263,674	11,163,474	11,163,269	100.00
00078043	DRC - PF- Food Sec-MA/NGOs	NGO/UNDP	On Going	10,862,673	10,861,531	11,878,503	109.36
00085228	DRC PF FOOD SEC./2013/UN AGENC	FAO	On Going	2,579,054	2,529,195	2,529,195	100.00
00085228	DRC PF FOOD SEC./2013/UN AGENC	WFP	On Going	1,397,198	1,397,198	1,397,198	100.00
00091762	DRC PF FOOD SECURITY/2014/MA/N	NGO/UNDP	On Going	1,496,195	1,492,337	1,492,297	100.00
00091815	DRC-PF/FOODSECURITY/2014/UN	FAO	On Going	1,594,908	1,589,696	1,586,173	99.78
00091815	DRC-PF/FOODSECURITY/2014/UN	WFP	On Going	1,100,000	1,100,000	1,100,000	100.00
00098497	POOLED FUND-FOOD SECURITY-NGO-	NGO/UNDP	On Going	5,218,853	4,776,781	4,776,781	100.00
00098570	DRC-POOL FUND-FOOD SECURITY-UN	WFP	On Going	1,400,000	1,400,000	1,373,672	98.12
00099894	DRC PF FOOD SECURITY/2016/UN	WFP	On Going	960,000	960,000	960,000	100.00
00103384	DRC PF-FOOD SEC/2016/MA/NGO	NGO/UNDP	On Going	3,053,702	3,053,702	3,040,989	99.58
00108077	DRC-17/FSEC/UR5/NGO/7428	NGO/UNDP	On Going	415,800	415,800	414,763	99.75
00108078	DRC-17/FSEC/UR5/NGO/7431	NGO/UNDP	On Going	736,837	736,837	734,999	99.75
00108079	DRC-17/FSEC/UR5/NGO/7465	NGO/UNDP	On Going	733,601	733,601	693,759	94.57

00108080	DRC617/FSEC/UR5/NGO/7466	NGO/UNDP	On Going	736,838	736,838	735,000	99.75
00108081	DRC-17/FSEC/UR5/NGO/7486	NGO/UNDP	On Going	1,262,117	1,262,117	1,258,969	99.75
00108082	DRC-17/FSEC/UR5/NGO/7498	NGO/UNDP	On Going	842,100	842,100	827,169	98.23
00108083	DRC-17/FSEC/UR5/NGO/7500	NGO/UNDP	On Going	526,209	526,209	523,100	99.41
00108084	DRC-17/FSEC/UR5/NGO/7506	NGO/UNDP	On Going	526,313	526,313	525,000	99.75
00108085	DRC-17/FSEC.UR5/NGO/7526	NGO/UNDP	On Going	1,052,625	1,052,625	1,050,000	99.75
00108086	DRC-17/FSEC/UR5/NGO/7542	NGO/UNDP	On Going	842,100	842,100	840,000	99.75
00108087	DRC-17/FSEC/UR5/NGO/7543	NGO/UNDP	On Going	1,513,395	1,513,395	1,447,220	95.63
00108089	DRC-17/FSEC/UR5/NGO/7559	NGO/UNDP	On Going	736,838	736,838	678,415	92.07
00110245	DRC-18-INGO/8770	NGO/UNDP	On Going	663,464	663,464	630,880	95.09
00110246	DRC-18/NGO/8771	NGO/UNDP	On Going	763,677	763,677	761,772	99.75
00110247	DRC-18/8777	NGO/UNDP	On Going	760,166	760,166	742,824	97.72
00110248	DRC-18/FSEC/NGO/8779	NGO/UNDP	On Going	620,438	620,438	588,312	94.82
00110249	DRC-18 - /NGO/8780	NGO/UNDP	On Going	303,943	303,943	300,026	98.71
00110250	DRC-18/8786	NGO/UNDP	On Going	284,230	284,230	277,168	97.52
00110251	DRC-18/NGO/8792	NGO/UNDP	On Going	760,164	760,164	758,268	99.75
00110252	DRC-18/NGO/8793	NGO/UNDP	On Going	737,385	737,385	735,547	99.75
00110253	DRC-1/INGO/8819	NGO/UNDP	On Going	653,906	653,906	603,261	92.25
00110367	DRC-18/HCG10/UR1/FSEC/NGO/8871	NGO/UNDP	On Going	862,592	862,592	860,439	99.75
00111300	DRC-18/HCG10/UR3/FSEC/9280	NGO/UNDP	On Going	358,692	358,692	38,577	10.75
00111301	DRC-18/HCG10/UR3/FSEC/9312	NGO/UNDP	On Going	532,686	532,686	413,292	77.59
00112848	DRC-18/HCG10/ST1/FSEC/10463	NGO/UNDP	On Going	2,526,300	2,526,300	634,800	25.13
00085265	DRC PF FOOD SEC./2013/UNDP-NGO	NGO/UNDP	Financially Closed	5,628,528	5,619,728	5,619,728	100.00
Food Security: Total				66,307,199	65,696,056	63,991,366	97.41

Health							
00085229	DRC PF HEALTH/2013/UN AGENCIES	UNFPA	On Going	646,417	637,635	637,635	100.00
00085229	DRC PF HEALTH/2013/UN AGENCIES	WHO	On Going	2,447,494	2,447,494	2,447,493	100.00
00091763	DRC PF HEALTH/2014/MA/NGO	NGO/UNDP	On Going	528,675	528,073	528,073	100.00
00091956	DRC-PF-HEALTH/2014/UN	WHO	On Going	991,813	986,314	986,314	100.00
00096603	DRC-POOLEDFUN-HEALTH-2015-NGO	NGO/UNDP	On Going	2,413,996	2,369,199	2,369,199	100.00
00096651	DRC-POOLED-FUND-HEALTH-2015-UN	UNFPA	On Going	350,000	344,801	344,801	100.00
00096651	DRC-POOLED-FUND-HEALTH-2015-UN	UNHCR	On Going	200,000	200,000	200,000	100.00
00096651	DRC-POOLED-FUND-HEALTH-2015-UN	UNICEF	On Going	1,544,620	1,544,620	1,544,620	100.00
00100484	DRC-PF/HEALTH/2016/MA/NGOs	NGO/UNDP	On Going	6,138,348	5,758,256	5,758,256	100.00
00100746	DRC PF/HEALTH/2016/UN	UNICEF	On Going	602,000	602,000	602,000	100.00
00108074	DRC-17/HLT/UR5/NGO/7439	NGO/UNDP	On Going	167,788	167,788	167,369	99.75
00108076	DRC-17/HLT/UR5/NGO/7482	NGO/UNDP	On Going	894,310	894,310	892,080	99.75

00110240	DRC-/HLT/INGO/8782	NGO/UNDP	On Going	187,691	187,691	187,223	99.75
00110241	DRC-18/HLT/INGO/8788	NGO/UNDP	On Going	186,775	186,775	174,122	93.23
00110242	DRC-18//HLT/INGO/8791	NGO/UNDP	On Going	243,285	243,285	197,680	81.25
00110243	DRC-18/HLT/INGO/8799	NGO/UNDP	On Going	168,897	168,897	138,105	81.77
00110244	DRC-18//HLT/INGO/8805	NGO/UNDP	On Going	431,277	431,277	408,570	94.74
00110365	DRC-18/HCG10/UR1/HLT/INGO/8887	NGO/UNDP	On Going	970,399	970,399	575,365	59.29
00110386	DRC-18/HCG10/UR1/HLT/INGO/8956	NGO/UNDP	On Going	585,065	585,065	583,606	99.75
00111295	DRC-18/HCG10/UR3/HLT/INGO/9260	NGO/UNDP	On Going	339,834	339,834	75,758	22.29
00111574	DRC-18/PU1/HLT/INGO/10116	NGO/UNDP	On Going	810,521	810,521	634,517	78.29
00111575	DRC-18/HCG10/PU1/HLT/INGO/10136	NGO/UNDP	On Going	777,935	777,935	752,803	96.77
00112464	DRC-18/HCG10/ST1/HLT/INGO/1014	NGO/UNDP	On Going	1,012,625	1,012,625		0
00113528	DRC-18/HCG10/UR5/HLT/11062	NGO/UNDP	On Going	437,753	437,753		0
00078038	DRC PF- Health- UN	UNFPA	Operationally Closed	1,388,267	1,364,827	1,364,827	100.00
00078038	DRC PF- Health- UN	UNICEF	Operationally Closed	881,522	876,352	876,352	100.00
00078038	DRC PF- Health- UN	WHO	Operationally Closed	6,942,487	6,935,062	6,934,471	99.99
00078044	DRC - PF- Health - MA/NGOs	NGO/UNDP	Operationally Closed	10,071,629	10,071,535	9,534,091	94.66
00085267	DRC PF HEALTH/2013/UNDP-NGOs	NGO/UNDP	Operationally Closed	3,570,567	3,534,632	3,534,632	100.00
Health: Total				45,931,989	45,414,954	42,449,963	93.47

Logistics							
00078045	DRC PF- Logistics- UN	WFP	On Going	17,629,153	17,456,100	11,994,144	68.71
00085230	DRC PF LOGISTICS/2013/UN AGENC	WFP	On Going	7,028,284	7,028,284	7,028,284	100.00
00085268	DRC PF LOGISTICS/2013/UNDP-NGO	NGO/UNDP	On Going	3,965,989	3,864,571	3,864,571	100.00
00090973	DRC PF LOGISTICS/ 2014/UN	WFP	On Going	5,604,249	5,604,249	5,604,249	100.00
00094437	DRC PF- LOGISTICS/2015/UN	WFP	On Going	3,189,902	3,189,902	3,189,902	100.00
00098500	DRC-PF-LOGISTICS-NGO-2015	NGO/UNDP	On Going	372,750	372,750	372,750	100.00
00100014	DRC PF LOGISTIC/2016/UN	WFP	On Going	3,255,456	3,255,456	3,255,456	100.00
00106031	DRC-17/LOG/PU1/UN/6293	WFP	On Going	1,318,922	1,318,922	1,318,922	100.00
00108068	DRC-17/LOG/UR5/NGO/7426	NGO/UNDP	On Going	642,101	642,101	640,499	99.75
00108069	DRC-17/LOG/UR5/NGO/7448	NGO/UNDP	On Going	374,316	374,316	373,487	99.78
00109004	DRC-17/HCG10/UR4/LOG/UN/7405	WFP	On Going	600,003	600,003	600,003	100.00
00110183	DRC - 18 / HCG 10 / UR1/ 8795	WFP	On Going	150,798	150,798	144,263	95.67
00110231	DRC-18//NGO/8798	NGO/UNDP	On Going	94,331	94,331	94,096	99.75
00110232	DRC/LOG/INGO/8810	NGO/UNDP	On Going	368,419	368,419	266,767	72.41
00110360	DRC-18/HCG10/UR1/LOG/NGO/8855	NGO/UNDP	On Going	136,774	136,774	136,433	99.75
00110361	DRC-18/HCG10/UR1/LOG/INGO/8890	NGO/UNDP	On Going	368,419	368,419	126,921	34.45
00110925	DRC-18/HCG10/UR4/LOG/UN/9274	WFP	On Going	320,475	320,475	302,096	94.27

00111284	DRC-18/HCG10/UR3/LOG/INGO/9340	NGO/UNDP	On Going	263,156	263,156	113,287	43.05
00113109	DRC-18/HCG10/PU2/LOG/NGO/10924	NGO/UNDP	On Going	189,473	189,473		0
00113522	DRC-18/UR5/FSEC-LOG/11109	NGO/UNDP	On Going	399,996	399,996		0
00078046	DRC - PF -LOGISTIC-MA/NGOs	NGO/UNDP	Operationally Closed	6,685,585	6,332,772	6,611,316	104.40
Logistics: Total				52,958,550	52,331,266	46,037,446	87.97

Multisectoral							
00078048	DRC-PF:Multisector-MA/NGOs	NGO/UNDP	On Going	15,473,321	15,461,703	16,074,841	103.97
00085231	DRC PF MULTISECT/2013/UN AGENC	UNICEF	On Going	8,600,000	8,595,513	8,595,513	100.00
00090651	DRC PF - MULTISECT/2014/UN	UNFPA	On Going	331,805	322,641	322,641	100.00
00090651	DRC PF - MULTISECT/2014/UN	UNICEF	On Going	6,200,000	6,200,000	6,200,000	100.00
00090651	DRC PF - MULTISECT/2014/UN	WFP	On Going	901,889	901,889	901,889	100.00
00092386	DRC/PF/EBOLA/UN/2014	UNICEF	On Going	712,542	712,542	712,542	100.00
00094439	DRC PF- MULTISECTORIEL/2015/UN	FAO	On Going	4,241,001	4,233,127	4,233,127	100.00
00094439	DRC PF- MULTISECTORIEL/2015/UN	UNHCR	On Going	2,669,997	2,669,997	2,669,997	100.00
00094439	DRC PF- MULTISECTORIEL/2015/UN	UNICEF	On Going	6,728,423	6,728,423	6,728,338	100.00
00094439	DRC PF- MULTISECTORIEL/2015/UN	WFP	On Going	319,068	319,068	319,068	100.00
00095424	DRC PF MULTICUSTER 2015/MA/NGO	NGO/UNDP	On Going	22,794,546	22,794,546	22,556,527	98.96
00100634	DRC PF-MULTISECT/2016/UN	UNICEF	On Going	755,660	755,660	755,660	100.00
00103383	DRC PF-MULTISECT/2016/MA/NGO	NGO/UNDP	On Going	21,814,435	21,714,113	21,284,854	98.02
00104021	DRC-16/MULTISECT/UR01/UNDP/NGO/	NGO/UNDP	On Going	1,891,467	1,891,467	1,730,462	91.49
00105996	DRC-17/MULTISECT/NGO/6284	NGO/UNDP	On Going	1,675,145	1,675,145	1,670,967	99.75
00106329	DRC-17/MULTISECT/NGO/5849	NGO/UNDP	On Going	1,716,042	1,714,042	1,328,589	77.51
00106330	DRC-17/MULTISECT/NGO/5702	NGO/UNDP	On Going	1,934,921	1,934,921	1,348,681	69.70
00106331	DRC-17/MULTISECT/NGO/5850	NGO/UNDP	On Going	561,059	561,059	415,872	74.12
00106903	DRC-17/MULTISECT/UR2/NGO/6687	NGO/UNDP	On Going	998,867	998,867	994,533	99.57
00106943	DRC-17/MULTISECT/UR2/NGO/6653	NGO/UNDP	On Going	684,208	684,208	682,501	99.75
00110229	DRC-PROT/8769	NGO/UNDP	On Going	314,994	314,994	314,208	99.75
00110230	DRC-18//EDU-PROT/8776	NGO/UNDP	On Going	294,522	294,522	293,787	99.75
00110366	DRC-18/HCG10/UR1/HLT-NUT/8899	NGO/UNDP	On Going	465,483	465,483	464,322	99.75
00110387	DRC-18/HCG10/UR1/HLT/NGO/8808	NGO/UNDP	On Going	517,033	517,033	389,205	75.28
00111274	DRC-18/HCG10/NFI-FSEC-LOG/9253	NGO/UNDP	On Going	962,263	962,263	526,754	54.74
00111275	DRC-18/HCG10/NFI-FSEC-LOG/9306	NGO/UNDP	On Going	698,016	698,016	393,501	56.37
00111276	DRC-18/HCG10/UR3/NFI-WaSH/9370	NGO/UNDP	On Going	467,723	467,723	93,161	19.92
00111277	DRC-18/NFI-FSEC-WaSH/9227	NGO/UNDP	On Going	843,706	843,706	295,233	34.99
00111281	DRC-18/HCG10/UR3/WaSH-HLT/9357	NGO/UNDP	On Going	474,707	473,707	279,583	59.02
00111285	DRC-18/HCG10/UR3/LOG-WaSH/9294	NGO/UNDP	On Going	351,221	351,221	188,213	53.59
00111288	DRC-18/HCG10/UR3/NUT-HLT/9386	NGO/UNDP	On Going	284,209	284,209	39,373	13.85

00111289	DRC-18/UR3/NUT-HLT-PROT/9368	NGO/UNDP	On Going	1,017,888	1,017,888	254,893	25.04
00111290	DRC-18/HCG10/UR3/NUT-PROT/9381	NGO/UNDP	On Going	280,339	280,339	118,787	42.37
00111296	DRC-18/UR3/HLT-PROT-NUT/9403	NGO/UNDP	On Going	526,312	526,312	139,252	26.46
00111297	DRC-18/UR3/HLT-PROT-EDU/9401	NGO/UNDP	On Going	735,121	735,121	168,583	22.93
00111298	DRC-18/HCG10/UR3/HLT-NUT/9230	NGO/UNDP	On Going	165,722	165,722	134,712	81.29
00111299	DRC-18/HCG10/UR3/HLT-NUT/9354	NGO/UNDP	On Going	879,161	879,161	346,285	39.39
00111302	DRC-18/HCG10/UR3/FSEC-NFI/9232	NGO/UNDP	On Going	631,575	631,575	265,125	41.98
00111303	DRC-18/UR3/FSEC-NFI-HLT/9408	NGO/UNDP	On Going	1,256,606	1,256,606	507,321	40.37
00112460	DRC-18/HCG10/ST1/EDU-LOG/INGO/	NGO/UNDP	On Going	530,227	530,227		0
00112461	DRC-18/HCG10/ST1/WaSH-NFI/INGO	NGO/UNDP	On Going	1,085,029	1,085,029		0
00112463	DRC-18/HCG10/ST1/FSEC-PROT/NGO	NGO/UNDP	On Going	1,631,459	1,631,459	527,529	32.33
00112846	DRC-18/HCG10/ST1/WaSHNFI/10378	NGO/UNDP	On Going	1,577,692	1,577,692	340,703	21.60
00112847	DRC-18/HCG10/ST1/EDUPROT/10475	NGO/UNDP	On Going	2,172,808	2,172,808		0
00113016	DRC-18/PU3/PROTWaSH/10904	NGO/UNDP	On Going	482,506	482,506	188,006	38.96
00113017	DRC-18/HCG10/PU3/HLTPROT/10899	NGO/UNDP	On Going	358,069	358,069	122,545	34.22
00113110	DRC-18/HCG10/PU2/NUT-HLT/10902	NGO/UNDP	On Going	459,814	459,814		0
00113112	DRC-18/PU2/FSEC-NFI/10898	NGO/UNDP	On Going	1,149,289	1,149,289	42,276	3.68
00113318	DRC-18/HCG10/UR4/Multi/9653	NGO/UNDP	On Going	1,234,870	1,234,870		0
00113319	DRC-18/HCG10/UR4/Multi/9666	NGO/UNDP	On Going	1,184,186	1,184,186	53,495	4.52
00113320	DRC-18/HCG10/UR4/Multi/9686	NGO/UNDP	On Going	1,315,863	1,315,863		0
00113519	DRC-18/UR5/WaSH-NFI/10993	NGO/UNDP	On Going	612,565	612,565		0
00113521	DRC-18/UR5/EDU-PROT/10984	NGO/UNDP	On Going	602,092	602,092		0
00113524	DRC-18/NUT-FSEC-PROT/11078	NGO/UNDP	On Going	1,218,940	1,218,940		0
00113527	DRC-18/UR5/PROT-EDU-HLT/11126	NGO/UNDP	On Going	726,311	726,311		0
00113529	DRC-18/UR5/FSEC-EDU/10976	NGO/UNDP	On Going	953,678	953,678		0
00113530	DRC-18/UR5/FSEC-WaSH/11092	NGO/UNDP	On Going	1,103,227	1,103,227		0
00113533	DRC-18/HCG10/UR4/Multi/UN/9684	UNFPA	On Going	845,557	845,557		0
00113534	DRC-18/HCG10/UR4/Multi/9718	NGO/UNDP	On Going	631,576	631,576		0
00078047	DRC PF-Multisector-UN	OCHA	Operationally Closed	2,000,000	1,286,676	2,000,000	155.44
00078047	DRC PF-Multisector-UN	UNICEF	Operationally Closed	30,592,347	30,559,729	30,559,729	100.00
00085272	DRC PF MULTISECT/2013/UNDP-NGO	NGO/UNDP	Operationally Closed	13,577,972	13,554,951	13,554,923	100.00
Multisectoral: Total				178,217,077	177,311,649	152,128,103	85.80

Nutrition							
00085217	DRC PF NUTRITION/2013/UN AGENC	UNICEF	On Going	1,769,503	1,769,503	1,769,503	100.00
00090652	DRC PF NUTRITION/2014/MA/NGO	NGO/UNDP	On Going	972,762	971,180	971,180	100.00
00095924	DRC/PF/NUTRITION/2015/NGO	NGO/UNDP	On Going	534,791	532,112	532,112	100.00

00103548	DRC PF NUTRITION/2016/MA/NGO	NGO/UNDP	On Going	443,895	442,788	442,788	100.00
00108070	DRC-17/NUT/UR5/NGO/7508	NGO/UNDP	On Going	291,304	291,304	290,026	99.56
00109005	DRC-17/HCG10/UR3/NUT/UN/7443	UNICEF	On Going	3,749,219	3,749,219	3,749,219	100.00
00110233	DRC-18/HCG10/UR1/NUT/INGO/8775	NGO/UNDP	On Going	263,155	263,155	250,389	95.15
00110234	DRC-/NUT/NGO/8783	NGO/UNDP	On Going	1,344,696	1,344,696	1,312,178	97.58
00110235	DRC-/NUT/NGO/8784	NGO/UNDP	On Going	931,418	931,418	355,815	38.20
00110236	DRC-18NUT/INGO/8797	NGO/UNDP	On Going	1,039,524	1,039,524	909,388	87.48
00110362	DRC-18/HCG10/UR1/NUT/INGO/8864	NGO/UNDP	On Going	425,763	425,763	418,381	98.27
00111286	DRC-18/HCG10/UR3/NUT-FSEC/9333	NGO/UNDP	On Going	306,072	306,072	228,637	74.70
00113523	DRC-18/HCG10/UR5/NUT/NGO/11047	NGO/UNDP	On Going	399,996	399,996	113,650	28.41
00078050	DRC - PF-Nutrition -MA/NGOs	NGO/UNDP	Operationally Closed	12,978,633	12,918,951	10,562,026	81.76
00078049	DRC - Pooled Fund:Nutrition-UN	UNICEF	Financially Closed	2,046,120	2,046,120	2,046,120	100.00
00085271	DRC PF NUTRITION/2013/UNDP-NGO	NGO/UNDP	Financially Closed	5,737,873	5,031,954	5,031,954	100.00
Nutrition: Total				33,234,724	32,463,756	28,983,366	89.28

Protection							
00085232	DRC PF PROTECTION/2013/UN AGEN	UNHABITAT	On Going	1,842,161	1,842,161	1,785,185	96.91
00085232	DRC PF PROTECTION/2013/UN AGEN	UNHCR	On Going	825,471	825,471	825,471	100.00
00085232	DRC PF PROTECTION/2013/UN AGEN	UNMAS	On Going	200,000	200,000	200,000	100.00
00091764	DRC PF PROTECTION/2014/MA/NGO	NGO/UNDP	On Going	1,865,565	1,861,445	1,861,445	100.00
00096604	DRC-POOLED FUND-PROTECTION-2015	NGO/UNDP	On Going	952,371	944,789	944,789	100.00
00098545	DRC-POOLED FUND-PROTECTION-UN-	UNHCR	On Going	300,000	300,000	300,000	100.00
00103546	DRC PF PROTECTION/2016/MA/NGO	NGO/UNDP	On Going	2,333,674	1,956,953	1,956,953	100.00
00105670	DRC-17/PROT/UR1/NGO/5605	NGO/UNDP	On Going	184,218	183,758	183,758	100.00
00105672	DRC-17/PROT/UR1/NGO/5697	NGO/UNDP	On Going	210,507	210,507	207,018	98.34
00106904	DRC-17/PROT/UR2/NGO/6656	NGO/UNDP	On Going	526,313	526,313	525,000	99.75
00107115	DRC-17/PROT/NGO/6881	NGO/UNDP	On Going	315,788	315,788	315,000	99.75
00108071	DRC-17/PROT/UR5/NGO/7438	NGO/UNDP	On Going	499,048	499,048	497,803	99.75
00108072	DRC-17/PROT/UR5/NGO/7470	NGO/UNDP	On Going	69,474	69,474	69,300	99.75
00108073	DRC-17/PROT/UR5/NGO/7568	NGO/UNDP	On Going	498,989	498,989	465,166	93.22
00110237	DRC-18/PROT/NGO/8772	NGO/UNDP	On Going	77,760	77,760	76,851	98.83
00110238	DRC/PROT/NGO/8801	NGO/UNDP	On Going	86,124	86,124	83,897	97.41
00110239	DRC-18/PROT/NGO/8806	NGO/UNDP	On Going	378,946	378,946	370,768	97.84
00110363	DRC-18/HCG10/UR1/PROT/NGO/8847	NGO/UNDP	On Going	121,570	121,570	116,009	95.43
00110364	DRC-18/HCG10/UR1/PROT/8896	NGO/UNDP	On Going	720,086	720,086	715,032	99.30

00110385	DRC-18/HCG10/UR1/8958	NGO/UNDP	On Going	216,855	216,855	205,144	94.60
00111291	DRC-18/HCG10/UR3/PROT/NGO/9291	NGO/UNDP	On Going	397,585	397,585	317,275	79.80
00111292	DRC-18/HCG10/UR3/PROT/NGO/9336	NGO/UNDP	On Going	145,581	145,581	73,220	50.29
00111293	DRC-18/HCG10/UR3/PROT/NGO/9347	NGO/UNDP	On Going	330,592	330,592	164,930	49.89
00111294	DRC-18/HCG10/UR3/PROT/NGO/9402	NGO/UNDP	On Going	135,833	135,833	76,829	56.56
00111623	DRC-16/HCG10/UR03/PROT/8968	NGO/UNDP	On Going	105,263	105,263	78,859	74.92
00111624	DRC-16/HCG10/UR03/PROT/9198	NGO/UNDP	On Going	210,526	210,526	153,117	72.73
00113111	DRC-18/HCG10/PU2/PROT/10934	NGO/UNDP	On Going	262,097	262,097	99,172	37.84
00113525	DRC-18/HCG10/UR5/PROT/11088	NGO/UNDP	On Going	110,526	110,526	57,149	51.71
00113526	DRC-18/HCG10/UR5/PROT/UN/11110	UNFPA	On Going	500,000	500,000		0
00113531	DRC-18/HCG10/UR5/PROT/11040	NGO/UNDP	On Going	308,419	308,419		0
00113532	DRC-18/HCG10/UR5/PROT/11049	NGO/UNDP	On Going	315,788	315,788		0
00078037	DRC PF- Protection- MA/NGOs	NGO/UNDP	Operationally Closed	8,762,282	8,761,889	8,329,802	95.07
00085219	DRC PF PROTECTION/2013/UNDP-NG	NGO/UNDP	Operationally Closed	2,448,432	2,442,298	2,178,451	89.20
00078051	DRC - PF- Protection-UN	UNHABITAT	Financially Closed	571,996	571,996	571,996	100.00
00078051	DRC - PF- Protection-UN	UNHCR	Financially Closed	2,622,479	2,622,479	2,622,479	100.00
00078051	DRC - PF- Protection-UN	UNICEF	Financially Closed	655,946	655,061	655,061	100.00
Protection: Total				30,108,261	29,711,968	27,082,931	91.15

Shelter and Non-Food Items							
00091830	DRC-PF-SHELTERANDNFI/2014/UN	UNHCR	On Going	272,342	272,342	272,342	100.00
00095925	DRF/POOLED/PROT/SHELTERANDNOF OO	NGO/UNDP	On Going	5,361,029	5,312,884	5,312,884	100.00
00100482	DRC-PF-NFI/2016/MA/NGO	NGO/UNDP	On Going	3,028,746	3,025,137	2,827,393	93.46
00100742	DRC PF/NFI/2016/UN	UNICEF	On Going	1,806,000	1,806,000	1,804,765	99.93
00105665	DRC-17/NFI/UR1/NGO/5710	NGO/UNDP	On Going	894,732	892,501	892,501	100.00
00108056	DRC-17/NFI/UR5/NGO/7430	NGO/UNDP	On Going	1,578,938	1,578,938	1,575,000	99.75
00108062	DRC-17/NFI/UR5/NGO/7432	NGO/UNDP	On Going	1,470,558	1,470,558	1,394,996	94.86
00108063	DRC-17/NFI/UR5/NGO/7451	NGO/UNDP	On Going	1,641,032	1,641,032	1,636,940	99.75
00110220	DRC-18/HCG10/UR1/NFI/NGO/8773	NGO/UNDP	On Going	398,454	398,454	397,461	99.75
00110221	DRC-18/HCG10/UR1/NFI/NGO/8774	NGO/UNDP	On Going	651,570	651,570	649,945	99.75
00110222	DRC-18/HCG10/UR1/NFI/NGO/8796	NGO/UNDP	On Going	421,536	421,536	417,005	98.93
00110357	DRC-18/HCG10/UR1/NFI/INGO/8891	NGO/UNDP	On Going	554,370	554,370	537,446	96.95
00111272	DRC-18/HCG10/UR3/NFI/NGO/9268	NGO/UNDP	On Going	434,552	434,552	260,104	59.86

00111273	DRC-18/HCG10/UR3/NFI/NGO/9337	NGO/UNDP	On Going	573,796	573,796	346,148	60.33
00113518	DRC-18/HCG10/UR5/NFI/NGO/11002	NGO/UNDP	On Going	700,418	700,418	178,561	25.49
00078053	DRC-PF-NFI-MA/NGOs	NGO/UNDP	Operationally Closed	17,448,809	17,433,921	16,981,163	97.40
00078052	DRC - PF-NFI-UN	UNHCR	Financially Closed	1,790,846	1,790,846	1,790,846	100.00
00078052	DRC - PF-NFI-UN	UNICEF	Financially Closed	781,433	773,761	773,761	100.00
00085273	DRC PF SHELTER-NFI/2013/UNDP-N	NGO/UNDP	Financially Closed	6,463,540	6,417,907	6,417,907	100.00
00091766	DRC PF SHELTER AND NON FOOD IT	NGO/UNDP	Financially Closed	538,191	537,959	537,959	100.00
Shelter and Non-Food Items: Total				46,810,893	46,688,481	45,005,125	96.39

Water Sanitation and Hygiene							
00085218	DRC PF WASH/2013/UNDP-NGOs	NGO/UNDP	On Going	8,951,982	8,889,649	8,594,732	96.68
00091765	DRC PF WASH/2014/MA/NGO	NGO/UNDP	On Going	1,746,445	1,722,598	1,722,598	100.00
00095926	DRC/POOLED FUND/WASH/2015/NGO	NGO/UNDP	On Going	3,181,626	3,130,058	3,130,058	100.00
00100483	DRC-PF/WASH/2016/MA/NGO	NGO/UNDP	On Going	5,653,446	5,649,421	5,193,960	91.94
00100744	DRC PF/WASH/2016/UN	UNICEF	On Going	817,000	817,000	815,689	99.84
00105666	DRC-17/WASH/UR1/NGO/5695	NGO/UNDP	On Going	473,682	472,500	472,500	100.00
00108064	DRC-17/WASH/UR5/NGO/7433	NGO/UNDP	On Going	669,242	669,242	667,573	99.75
00108065	DRC-17/WASH/UR5/NGO/7462	NGO/UNDP	On Going	378,450	378,450	377,506	99.75
00108066	DRC-17/WASH/UR5/NGO/7511	NGO/UNDP	On Going	736,838	736,838	734,999	99.75
00108067	DRC-17/WASH/UR5/NGO/7547	NGO/UNDP	On Going	1,368,413	1,368,413	770,005	56.27
00110223	DRC-/WaSH/NGO/8790	NGO/UNDP	On Going	117,881	117,881	114,402	97.05
00110224	DRC-/UR1/WaSH/NGO/8800	NGO/UNDP	On Going	118,461	118,461	118,166	99.75
00110225	DRC-/UR1/WaSH/NGO/8809	NGO/UNDP	On Going	48,828	48,828	48,706	99.75
00110358	DRC-18/HCG10/UR1/WaSH/8856	NGO/UNDP	On Going	504,076	504,076	169,179	33.56
00110384	DRC-18/HCG10/UR1/WaSH/NGO/8957	NGO/UNDP	On Going	248,404	248,404	236,737	95.30
00111278	DRC-18/HCG10/UR3/WaSH/9247	NGO/UNDP	On Going	438,647	438,647	68,352	15.58
00111279	DRC-18/HCG10/UR3/WaSH/9252	NGO/UNDP	On Going	520,359	520,359		0
00111280	DRC-18/HCG10/UR3/WaSH/NGO/9276	NGO/UNDP	On Going	1,022,050	1,022,050	372,313	36.43
00111571	DRC-18/PU1/WaSH/INGO/10079	NGO/UNDP	On Going	884,205	884,205	284,450	32.17
00111572	DRC-18/PU1/WaSH/INGO/10124	NGO/UNDP	On Going	221,051	221,051	176,247	79.73
00111573	DRC-18/PU1/WaSH/NGO/10132	NGO/UNDP	On Going	210,526	210,526	168,068	79.83
00111592	DRC-18/PU1/WaSH/INGO/10128	NGO/UNDP	On Going	505,260	505,260	334,402	66.18
00113108	DRC-18/HCG10/PU2/WaSH/10909	NGO/UNDP	On Going	247,500	247,500		0
00078056	DRC-PF - WASH - MA/NGO's	NGO/UNDP	Operationally Closed	24,115,656	24,078,525	23,871,278	99.14

00078055	DRC-PF-WASH-UN	UNICEF	Financially Closed	590,640	589,058	589,058	100.00
Water Sanitation and Hygiene: Total				53,770,667	53,588,999	49,030,977	91.49
Grand Total				1,072,078,726	1,053,912,572	1,001,411,506	95.02

5.3 EXPENDITURE REPORTED BY CATEGORY

Project expenditures are incurred and monitored by each Participating Organization and are reported as per the agreed categories for inter-agency harmonized reporting. In 2006 the UN Development Group (UNDG) established six categories against which UN entities must report inter-agency project expenditures. Effective 1 January 2012, the UN Chief Executive Board (CEB) modified these categories as a result of IPSAS adoption to comprise eight categories. All expenditure incurred prior to 1 January 2012 have been reported in the old categories; post 1 January 2012 all expenditure are reported in the new eight categories. See table below.

2012 CEB Expense Categories

1. Staff and personnel costs
2. Supplies, commodities and materials
3. Equipment, vehicles, furniture and depreciation
4. Contractual services
5. Travel
6. Transfers and grants
7. General operating expenses
8. Indirect costs

2006 UNDG Expense Categories

1. Supplies, commodities, equipment & transport
2. Personnel
3. Training counterparts
4. Contracts
5. Other direct costs
6. Indirect costs

Table 5.3. Expenditure by UNDG Budget Category, as of 31 December 2018 (in US Dollars)

Category	Expenditure			Percentage of Total Programme Cost
	Prior Years as of 31-Dec-2017	Current Year Jan-Dec-2018	Total	
Supplies, Commodities, Equipment and Transport (Old)	119,919,305	-	119,919,305	12.85
Personnel (Old)	46,978,135	-	46,978,135	5.03
Training of Counterparts (Old)	4,952,458	-	4,952,458	0.53
Contracts (Old)	93,222,104	-	93,222,104	9.99
Other direct costs (Old)	260,259,275	-	260,259,275	27.88
Staff & Personnel Cost (New)	9,603,947	154,216	9,758,162	1.05
Suppl, Comm, Materials (New)	32,302,345	9,721,959	42,024,304	4.50
Equip, Veh, Furn, Depn (New)	11,662,059	1,714,055	13,376,114	1.43
Contractual Services (New)	56,674,909	19,799,441	76,474,350	8.19
Travel (New)	(208,558,074)	2,845,147	(205,712,927)	(22.04)
Transfers and Grants (New)	366,930,705	(2,253)	366,928,452	39.31
General Operating (New)	75,218,403	30,127,265	105,345,668	11.28
Programme Costs Total	869,165,571	64,359,829	933,525,400	100.00
¹ Indirect Support Costs Total	64,808,161	3,077,944	67,886,106	7.27
Total	933,973,732	67,437,774	1,001,411,506	

¹ **Indirect Support Costs** charged by Participating Organization, based on their financial regulations, can be deducted upfront or at a later stage during implementation. The percentage may therefore appear to exceed the 7% agreed-upon for on-going projects. Once projects are financially closed, this number is not to exceed 7%.

6. COST RECOVERY

Cost recovery policies for the Fund are guided by the applicable provisions of the Terms of Reference, the MOU concluded between the Administrative Agent and Participating Organizations, and the SAAs concluded between the Administrative Agent and Contributors, based on rates approved by UNDG.

The policies in place, as of 31 December 2018, were as follows:

- The Administrative Agent (AA) fee: 1% is charged at the time of contributor deposit and covers services provided on that contribution for the entire duration of the Fund. In the reporting period US\$ 901,441 was deducted in AA-fees. Cumulatively, as of 31 December 2018, US\$ 11,287,723 has been charged in AA-fees.
- Indirect Costs of Participating Organizations: Participating Organizations may charge 7% indirect costs. In the current reporting period US\$ 3,077,944 was deducted in indirect costs by Participating Organizations. Cumulatively, indirect costs amount to US\$ 67,886,106 as of 31 December 2018.

7. ACCOUNTABILITY AND TRANSPARENCY

In order to effectively provide fund administration services and facilitate monitoring and reporting to the UN system and its partners, the MPTF Office has developed a public website, the MPTF Office Gateway (<http://mptf.undp.org>). Refreshed in real time every two hours from an internal enterprise resource planning system, the MPTF Office Gateway has become a standard setter for providing transparent and accountable trust fund administration services.

The Gateway provides financial information including: contributor commitments and deposits, approved programme budgets, transfers to and expenditures reported by Participating Organizations, interest income and other expenses. In addition, the Gateway provides an overview of the MPTF Office portfolio and extensive information on individual Funds, including their purpose, governance structure and key documents. By providing easy access to the growing number of narrative and financial reports, as well as related project documents, the Gateway collects and preserves important institutional knowledge and facilitates knowledge sharing and management among UN Organizations and their development partners, thereby contributing to UN coherence and development effectiveness.

8. DIRECT COSTS

The Fund governance mechanism may approve an allocation to a Participating Organization to cover costs associated with Secretariat services and overall coordination, as well as Fund level reviews and evaluations. These allocations are referred to as 'direct costs'. The transfer for direct costs for the reporting period was US\$ 3,492,966 while direct costs charged to the fund amounted to US\$ 3,041,986. Cumulatively, as of 31 December 2018, US\$ 18,172,627 has been charged as Direct Costs.

Table: Direct Costs

Participating Organization	Net Funded Amount	Expenditure	Delivery Rate
OCHA	9,174,336	5,782,628	63%
UNDP	8,998,291	6,020,020	67%
Total:	18,172,627	11,802,648	65%