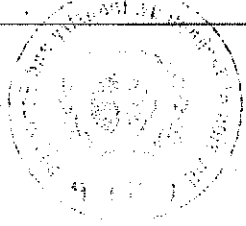








# PAGE PARTNERSHIP FOR ACTION ON GREEN ECONOMY

## Multi-Partner Trust Fund

### UN Agency Annual Work Plan (10<sup>th</sup> request to MPTF)

	<b>Participating UN Organization:</b>  United Nations Industrial Development Organization
<b>UN Agency Contact:</b>  Ozunimi Lilian ITI  Address: Vienna International Centre, P.O. Box 300, Wagramer strasse, 1400 Vienna  Telephone: (+43) 1 26026 3491  E-mail: O.ITI@unido.org	<b>For revised budget request indicate MPTF project numbers:</b>  <b>MPTF number – ODA project: 105893</b>  <b>MPTF number – Non-ODA project: 108027</b>
<b>List of countries:</b>  ODA Countries: Burkina Faso, Kyrgyz Republic, Mauritius, Brazil (Mato Grosso), Senegal, Ghana, Mongolia, South Africa, Peru, China (Jiangsu Province), Guyana, Argentina, India, Indonesia, Kazakhstan, Guatemala  Non-ODA Countries: Barbados, Uruguay	
	<b>Total additional budget: USD 132,680</b> <b>Additional budget – ODA: USD 132,680</b> <b>Additional budget – Non-ODA: USD 0</b>  <b>Total Budget Approved:</b> <b>From ODA project</b> Initial budget – ODA: USD 1,518,118 Additional budget - ODA: USD 132,680 New total ODA budget: USD 1,650,798 USD  <b>From NON-ODA project</b> Initial budget – Non-ODA: USD 304,522 Additional budget – Non-ODA: USD 0 New total Non-ODA budget: USD 304,522

	<p><b>Duration</b></p> <p><b>Project Start Date:</b> June 2017</p> <p><b>Project End Date:</b> 31 December 2020</p> <p><b>Total duration (in months):</b> 42</p>
--	--

<b>SIGNATURES</b>	
<b>Participating UN Organization</b>	
Name of Representative: Hiroshi Kuniyoshi, Deputy to Director-General	
Signature	 
Name of Agency: United Nations Industrial Development Organization	
Date & Seal	<b>18 DEC 2019</b>
<b>Management Board</b>	
Name: Timothy Kasten, Deputy Director, Economy Division, UNEP	
Signature	 
Name of Agency: Chair, PAGE Management Board	
Date & Seal	<b>19/12/19</b>

**Annex 1: UN Agency Work Plan – United Nations Industrial Development Organization (UNIDO)**

**Activities under 2019-2020 Workplan (PART I for 2019 – 2020 work plan)**

**A. ODA-Project**

The following outputs and activities describe how UNIDO will contribute to the Results Framework of PAGE from the ODA project.

**Outcome 1** Countries have reinforced and integrated inclusive green economy (IGE) goals targets into SDG aligned national economic and development planning through multi-stakeholder collaboration.

**Total direct costs: USD 6,000**

**Output 1.2 - Public, private and civil society stakeholders mobilized and engaged in cross-sectoral IGE prioritization (USD 6,000)**

**Guatemala**

Participation in inception mission.

*Total Direct Cost: USD 4,000*

*Tentative date of completion: July 2020*

**Guatemala**

Participation in stakeholder workshop to discuss the results of the stocktaking study.

*Total Direct Cost: USD 2,000*

*Tentative date of completion: July 2020*

**Outcome 2** Countries are implementing evidence based sectoral and thematic reforms in line with national IGE priorities.

**Total direct costs: USD 50,000**

**Output 2.1 - Sectoral and thematic diagnostics, assessments, and policy analysis undertaken (USD 50,000)**

**Develop policy guidance for identifying and creating bankable projects for industrial symbiosis and synergy opportunities in industrial parks in Jiangsu Province and Shanghai**

*Total direct cost: USD 50,000*

*Tentative date of completion: December 2020*

**Outcome 3 Individual, institutional and planning capacities for IGE action strengthened at the national and global level.**

**Total direct costs: USD 46,000**

**Output 3.3 - Global and regional leadership and training programs and packages developed and delivered for individuals and institutions (USD 46,000)**

**Global**

**Develop global self-paced online course on Green Industrial Policy and Trade**

Building on the work done in 2018-2019, second year allocation to cover course development and hosting, further adaptation of training material for use by national institutions and facilitating uptake among these institutions (mapping institutions, network building and promotion) (In collaboration with UNITAR and UNEP).

*Total direct cost: USD 20,000*

*Tentative date of completion: December 2020*

**Preparation of a one-week summer course on Green Industrial Policy, based on PAGE knowledge products, targeting policy makers from PAGE and other countries (to be held in 2020)**

*Total Direct Cost: USD 26,000*

*Tentative date of completion: July 2020*

**Outcome 4 Countries have improved their knowledge base for advancing IGE.**

**Total direct costs: USD 6,000**

**Output 4.2: Global IGE advocacy, outreach and communications strategy developed and put in practice (USD 6,000)**

**Preparation and delivery of a one or half day briefing session for European Commission officials on PAGE activities and contribution to the Green Economy transition**

*Total Direct Cost: USD 6,000*

*Tentative date of completion: June 2020*

**Project management**

**Total direct costs: USD 16,000**

For the above described technical follow-up on PAGE activities and for participation in technical meetings, the following costs arise under the ODA project.

**China (Jiangsu Province)**

Overall coordination for lead agency (co-lead with UNEP)

*Total direct costs: USD 16,000*

**Sub-total Project Costs (under the ODA project): USD 124,000**

**Budget for Annex 1: Budget Revision with additional allocations (Part I for 2019-2020 work plan):**

<b>UNIDO BUDGET Revision (in USD)</b>						
<b>CATEGORIES</b>	<b>Earlier Budget for ODA project</b>	<b>Additional Budget: (2019-2020 WP Part I) ODA BUDGET</b>	<b>Total Budget for ODA project</b>	<b>Earlier Budget for NON-ODA project</b>	<b>Additional Budget: (2019-2020 WP Part I) NON-ODA BUDGET</b>	<b>Total Budget for NON-ODA project</b>
1. Staff and other personnel	169,300	8,680	177,980	16,020		16,020
2. Supplies, Commodities, Materials						
3. Equipment, Vehicles, and Furniture (including Depreciation)						
4. Contractual services	1,062,002	89,820	1,151,822	251,980		251,980
5. Travel	177,500	23,500	201,000	16,600		16,600
6. Transfers and Grants to Counterparts						
7. General Operating and other Direct Costs	10,000	2,000	12,000			
<b>Sub-Total Project Costs</b>	<b>1,418,802</b>	<b>124,000</b>	<b>1,542,802</b>	<b>284,600</b>		<b>284,600</b>
8. Indirect Support Costs** (7%)	99,316	8,680	107,996	19,922		19,922
<b>TOTAL</b>	<b>1,518,118</b>	<b>132,680</b>	<b>1,650,798</b>	<b>304,522</b>		<b>304,522</b>

\*\* The rate shall not exceed 7% of the total of categories 1-7, as specified in the PAGE MOU and should follow the rules and guidelines of each recipient organization. Note that Agency-incurred direct project implementation costs should be charged to the relevant budget line, according to the Agency's regulations, rules and procedures.