



# **The UN Peacebuilding Fund (PBF)**

## **Donors Briefing Meeting Presentation**

15 April 2008

[www.unpbf.org](http://www.unpbf.org)

1

## **Overview**

- 1. Overview of Resource Mobilization & Utilization:**
  - *Pledges, Commitments, Approvals, Disbursements & Expenditures.*
  
- 2. PBF Project Progress Updates:**
  - *Window I & II countries.*
  - *Emergency Window.*
  
- 3. Lessons Learnt & Emerging Challenges.**
  
- 4. Workplan 2008.**
  
- 5. The Way Forward.**

2

**The Peacebuilding Multi-donor Trust Fund (MDTF)  
Resource Mobilization**  
(As of 11 April 2008)

<u>Key Portfolio Indicators</u>		
<b>Total Pledges:</b>	<b>\$267,362,764</b>	
<b>Pledges (new):</b>	<b>\$19,310,680</b>	(Since Dec. 2008)
<b>Commitments:</b>	<b>\$248,052,084</b>	(99.2% of initial target funding)
<b>Deposits:</b>	<b>\$226,748,875</b>	(91% of total commitments)
<b>Number of Donors:</b>	<b>44</b>	(8 donors account for 84% of Pledges)

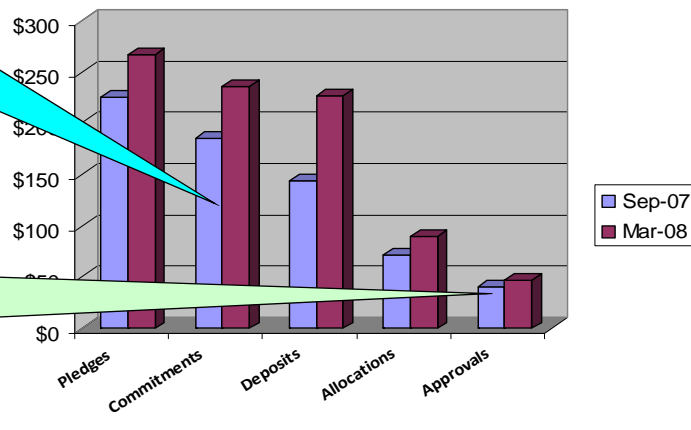
3

**PBF PORTFOLIO HIGHLIGHTS**

**PBF Pledges, Commitments, Deposits, Allocations & Approvals**  
(As of 11 April 2008)  
Comparison of Sept'07 vs April 08 (US\$ millions)

• Commitments peak at \$248 mil.  
• New pledges of \$19.3 mil received since Dec. 2007.  
• 44 donors contributing.

• Total of 28 projects approved.  
• Burundi & Sierra Leone account for 22 of projects.  
• 5 E-window projects.



**The Peacebuilding Multi-donor Trust Fund (MDTF)  
Resource Utilization & Disbursements**

<u>Key resource utilization Indicators</u>		
<b>Countries considered:</b>	<b>7</b>	(2 PBC & 7 non-PBC countries)
<b>Funds Allocated:</b> (per approved PP)	<b>\$90,053,903</b>	(40% of total deposits)
<b>Project Value:</b> (as per signed pro docs)	<b>\$43,978,000</b>	
<b>Approved projects:</b>	<b>28</b>	(5 of which are E-Window projects)

5

**PBF Funded Projects – Approved & Pipeline Summary of Details**  
(As of 31 March 2008)

	Number of projects	PBF Funding Envelope (US\$)	Value of Approved Projects (\$)	Preliminary Delivery (% of approved budget)	Remarks on status of implementation
<u>Windows 1</u>					
Burundi	15	35,000,000	27,995,447	23.6 %	Implementation underway for all 15 projects.
Sierra Leone	7	35,000,000	15,982,557	36%	Implementation underway for all 7 projects.
Guinea Bissau	n/a				Interim Priority Plan submitted and approved. Allocation for short-term projects decided.
<b>W1 Total</b>	<b>22</b>	<b>70,000,000</b>	<b>43,978,004</b>	<b>28.3%</b>	
Liberia	0	15,000,000			Final Priority Plan available and project concept notes are being reviewed by Steering Committee.
CAR	n/a				Pending.
Nepal	n/a				Pending.
<b>W 2 Total</b>	<b>0</b>	<b>15,000,000</b>			
<b>Combined Total</b>		<b>85,000,000</b>	<b>43,978,004</b>		

6

**PBF Emergency Projects – Approved & Pipeline Summary of Details**  
(As of 31 March 2008)

	Number of projects	PBF Funding Requested (\$)	Value of Approved Projects (\$)	Preliminary Delivery (% of Approved budget)	Remarks on status of implementation
<b>Emergency Window</b>					
Cote d'Ivoire	1	\$700,000	\$700,000	71.4%	Implementation that complements ECOWAS efforts Underway.
CAR	1	\$801,975	\$801,975		Implementation underway.
Guinea Conakry	1	\$963,284	\$963,284		Just started in February 08.
Liberia	1	\$788,644	\$788,644	19.8%	Implementation underway.
Burundi	1	\$507,967	\$507,967		Approved.
Haiti	1	\$800,000	\$800,000		Provisionally approved.
<b>E-Window Total</b>	<b>4</b>	<b>\$4,561,870</b>	<b>\$4,561,870</b>		
<b>E-window &amp; Pipeline</b>					
Kenya	1	\$1,000,000			Being approved.
<b>E-window Pipeline Total</b>	<b>1</b>	<b>\$1,000,000</b>			
<b>Combined total</b>		<b>\$5,560,870</b>	<b>\$4,561,870</b>		

7

**PBF RESOURCE & ACTIVITY ANALYSIS**  
**Emerging Issues**

	Highlights and issues observed	Comments and/or action required
1	Fund continues to register portfolio growth and expansion, while the development of real-time, web-based country projects data is improving.	While global funds mobilization and disbursement are timely and performing well, country level response and disbursements requires attention to <b>enhance efficiency and speed</b> of funds flow.
2	Deposits to PBF-MDTF by donors remain high at 82% of commitments showing donor confidence in PBF.	Translating pledges into commitments and then approvals is key to <b>sound portfolio management</b> .
3	To-date, \$90 million or 40% of funds available have been allocated for 28 projects in 7 countries.	No new approvals in BDI and SRL have been made since 2007 raising the question of <b>absorptive capacity</b> .
4	As of 11 April 2008, balance available for allocation is about \$137 million.	When to initiate PBF <b>funds replenishment</b> through annual fund-raising drive?

8

**PBF RESOURCE & ACTIVITY ANALYSIS**  
**Emerging Issues**

	Highlights and issues observed	Comments and/or action required
5	With most approved projects in inception phase, delivery is still low.	Urgent attention & interventions are required to expedite PBF <b>project start</b> and implementation.
6	Prior delivery and absorptive capacity assessments critical for PBF funds allocations to approved countries.	Need to match funds allocation with delivery & absorptive capacity of approved countries.
7	Different pledging modalities, with commitments ranging from \$5,000 to \$50 million are being used by donors.	Need to encourage <b>Multi-year contributions</b> that have potential to enhance the <b>predictability</b> of PBF funding.
8	Early evaluation of PBF can provide important lessons to review and enhance fund procedures and operations.	Forthcoming <b>PBF evaluation</b> should focus on emerging critical issues in strategy formulation, project design & implementation support, <b>capacity assessments</b> ; time factor; sustainability of funding; and operational/managerial aspects of the fund.

9

## Update on PBF Project Activities

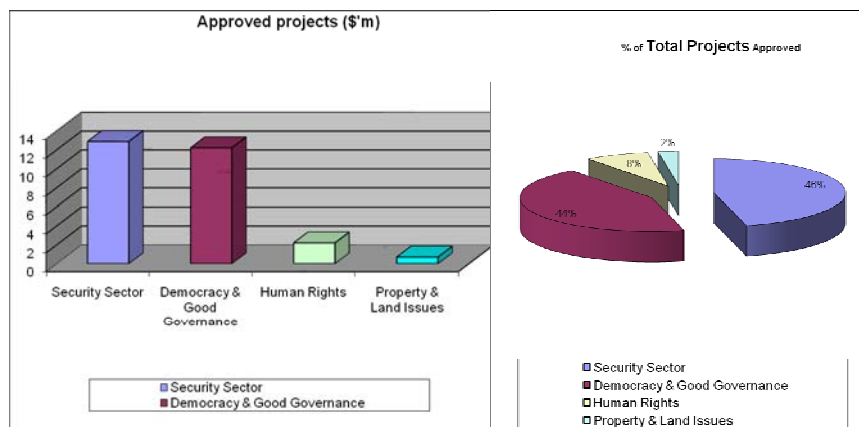
- ◆ Windows I & II
- ◆ Emergency Window (III)
- ◆ Emerging Issues and Challenges

10

### PBF ACTIVITY TIMELINE

Country	Declaration date	Activity												
		Eligibility decision			PP submitted	PP finalized	SG announces \$35m		1st project approved					
SRL	Oct 2006	Eligibility decision			PP submitted	PP finalized	SG announces \$35m		1st project approved					
BDI	Oct 2006	Eligibility decision			SG announces \$35m	PP submitted	pp finalized		1st project approved					
LIB	October 2007	Eligibility decision	PP submitted	PBSO allocates \$15m	PP finalized									
CAR	Jan 2008	Eligibility decision			PP submitted (expect.)									
NEP	Dec 2007	Eligibility decision												
GBS	Mar 2008	Eligibility decision	IPP Submitted & Approved											
			Allocation for S-term priorities											
			0	1	2	3	4	5	6	7	8	9	10	11
<b>Duration (Activity months)</b>														

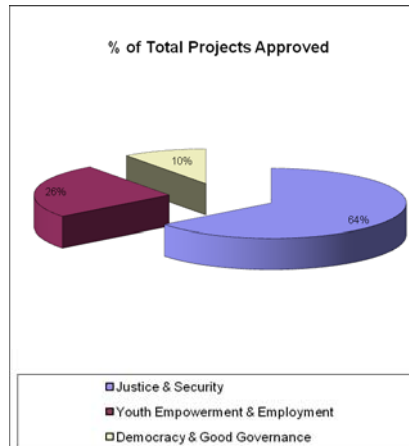
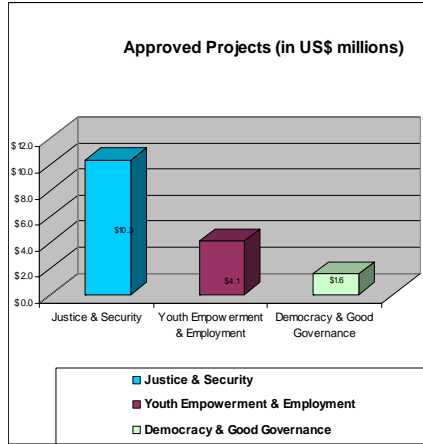
### Burundi PBF Funding Distribution



15 projects approved  
(11 April 2008): US\$ 27,995,447

12

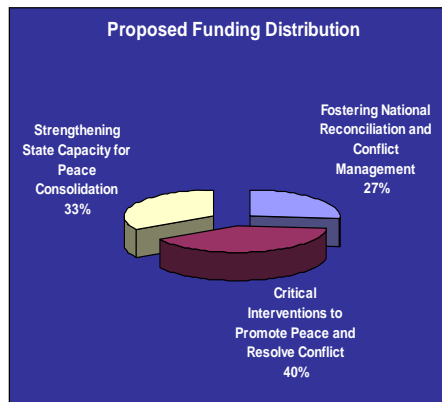
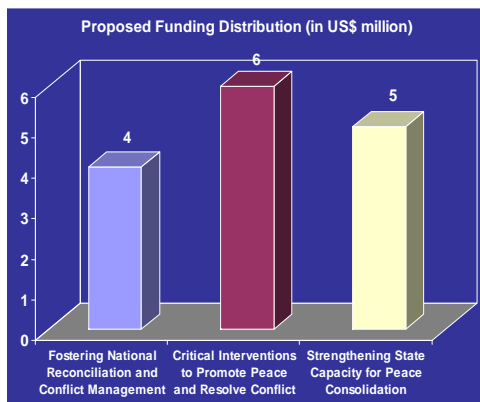
## Sierra Leone PBF Funding Distribution



7 projects approved  
(11 April 2008): US\$ 15,982,577

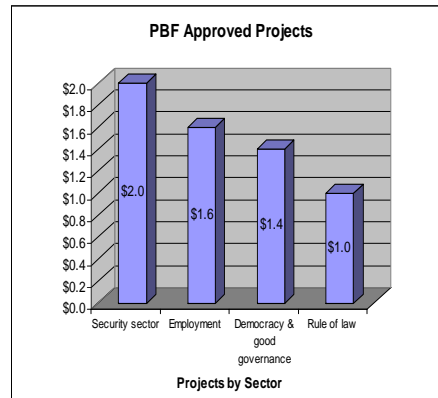
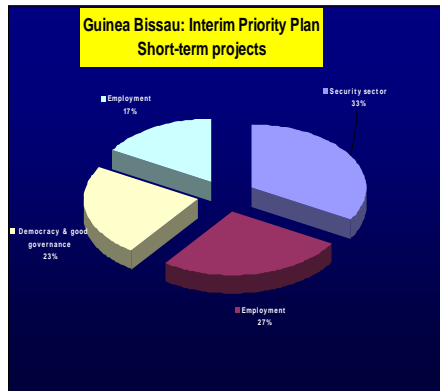
13

## Liberia PBF Priority Plan Distribution



14

## Guinea Bissau Interim Priority Plan Funding Distribution



4 priority interventions approved  
(11 April 2008): US\$ 6 million

15

## Emerging Strategic Issues and Challenges

- Addressing the prevailing challenges of **weak** programming/absorptive capacities.
- **Sequencing** of the Priority Plans and Interim Peacebuilding Strategy.
- **Guiding principles** for selecting countries and projects.

16



## Workplan 2008 Window I

Country	Activity
Burundi	<ul style="list-style-type: none"> <li>• Full implementation. Allocation of remaining funds expected.</li> <li>• Monitoring &amp; Evaluation (M &amp; E).</li> </ul>
Sierra Leone	<ul style="list-style-type: none"> <li>• Full programme expected. Allocation of remaining funds expected.</li> <li>• M &amp; E</li> </ul>
Guinea Bissau	<ul style="list-style-type: none"> <li>• “Lite” Priority Plan developed in March.</li> <li>• Allocation for short-term priorities made.</li> <li>• First projects approved (April).</li> <li>• Priority Plan developed &amp; funding envelope established (May/June)</li> </ul>

17

## Sequencing of Planning Cycles

### Sequencing of Peacebuilding Planning Cycles:

- Integrated Peacebuilding Strategy (IPBS) has shifted to properly sequence and interface PBF and PBC planning cycles.
- PBSO testing of the **two-step approach** for Guinea Bissau that involves:
  - a. Development of an Interim or “Lite” Priority Plan:**
    - reflects a select number of initiatives to be quickly implemented to yield early results and peace dividends
    - short-term priorities address some of the key priorities and challenges identified by the Government.
  - b. Development of the Comprehensive Priority Plan:**
    - Final version to be derived from the IPBS.
    - Provide a more narrow and immediate peacebuilding emphasis with a focus on addressing the root causes.

18

## Way forward

### 1. PBSO Response Strategy:

- Enhancement of programme advisory capacity of PBSO (Senior Programme Advisor has joined 2/08).
- Field more technical support missions to backstop PBF strategy formulation and project design/implementation.
- Building new partnerships with recipient UN organizations to enhance skills base on peacebuilding support activities, including project implementation support.
- Developing a roster of experts and consultants to support PBF countries in various ways.

19

## Way forward

### 2. Evaluation of PBF:

- Objective will be to review the performance and operations of the PBF to-date and propose improvements and enhancement to architecture, procedures and functions.
- Advisory Group has advised that the evaluation not be commissioned by PBSO as Fund Manager and suggested to use an independent body such as OIOS.
- OIOS has been approached and has accepted to undertake evaluation to ensure independence and credibility. Preparatory work will start in April.

20

## **Way forward** (continued)

### **3. Review of PBF Terms of Reference:**

- Review of the PBF Terms of References initiated by ASG following submission of Evaluation Report.
- PBSO to call for Review of Advisory Group Recommendations.

### **4. Replenishment of PBF Funds.**

- In collaboration with MDTF, undertake comprehensive PBF resource flow projections to assess future funding requirements.

21

## **Way forward** (continued)

### **5. Change of Timing of Advisory Group Meetings:**

- Better synchronization PBF Advisory Group Meetings with the annual reporting cycle of PBF projects.

### **6. Development of PBF Results Framework:**

- The Results Framework will be integrated into the PBF monitoring and reporting process to ensure continuous tracking of impact and outcomes of the support in overall peacebuilding.
- Finalization of the Guidance Note explaining Fund utilization, processes and procedures.

22

## **Way forward** (continued)

### **7. Development of a Communications Strategy for the Fund:**

- Help address the strategic interactions between the PBF and the PBC.
- Address misconceptions about the PBF.

### **8. Establishment of PBF Infrastructures:**

- Support the recruitment of essential administrative and programmatic staff.

23

## **Way forward** (continued)

### **9. Harmonization of PBF and Interim Peacebuilding Strategy (IPBS) processes.**

- Use Guinea Bissau as a test for the best synergies and sequences.

24

**Thank You**

25