

## Section I: Identification and JP Status

### Harnessing Diversity for Sustainable Development and Social Change

#### Semester: 2-10

Country	Ethiopia
Thematic Window	Culture and Development
MDGF Atlas Project	00071978
Program title	Harnessing Diversity for Sustainable Development and Social Change

Report Number	
Reporting Period	2-10
Programme Duration	
Official Starting Date	2010-06-30

Participating UN Organizations	* UNDP * UNESCO
--------------------------------	--------------------

Implementing Partners	* Federal and Bureau of Culture and Tourism (BOCT) * Ministry of Culture and Tourism (MCOT)
-----------------------	--

#### Budget Summary

##### Total Approved Budget

UNDP	
UNESCO	
Total	\$0.00

##### Total Amount of Transferred To Date

UNDP	
UNESCO	
Total	\$0.00

**Total Budget Committed To Date**

UNDP	
UNESCO	
Total	\$0.00

**Total Budget Disbursed To Date**

UNDP	
UNESCO	
Total	\$0.00

**Donors**

As you can understand, one of the Goals of the MDG-F is to generate interest and attract funding from other donors. In order to be able to report on this goal in 2010, we would require you to advise us if there has been any complementary financing provided in 2010 for each programme as per following example:

Amount in thousands of U\$

Type	Donor	Total	For 2010	For 2011	For 2012
Parallel					
Cost Share					
Counterpart					

**DEFINITIONS**

1) PARALLEL FINANCING – refers to financing activities related to or complementary to the programme but whose funds are NOT channeled through Un agencies. Example: JAICA decides to finance 10 additional seminars to disseminate the objectives of the programme in additional communities.

2) COST SHARING – refers to financing that is channeled through one or more of the UN agencies executing a particular programme. Example: The Government of Italy gives UNESCO the equivalent of US \$ 200,000 to be spent on activities that expand the reach of planned activities and these funds are channeled through UNESCO.



3) COUNTERPART FUNDS - refers to funds provided by one or several government agencies (in kind or in cash) to expand the reach of the programme. These funds may or may not be channeled through a UN agency. Example: The Ministry of Water donates land to build a pilot 'village water treatment plant' The value of the contribution in kind or the amount of local currency contributed (if in cash) must be recalculated in US \$ and the resulting amount(s) is what is reported in the table above.

**Direct Beneficiaries**

**Indirect Beneficiaries**

## Section II: JP Progress

### 1 Narrative on progress, obstacles and contingency Measures

Please provide a brief overall assessment (250 words) of the extent to which the joint programme components are progressing in relation to expected outcomes and outputs, as well as any measures taken for the sustainability of the joint programme during the reporting period. Please, provide examples if relevant. Try to describe facts avoiding interpretations or personal opinions

**Progress in outcomes**

**Progress in outputs**

**Measures taken for the sustainability of the joint programme**

**Are there difficulties in the implementation?**

**What are the causes of these difficulties?**

**Briefly describe the current difficulties the Joint Programme is facing**

**Briefly describe the current external difficulties that delay implementation**

**Explain the actions that are or will be taken to eliminate or mitigate the difficulties**

### 2 Inter-Agency Coordination and Delivering as One

**Is the joint programme still in line with the UNDAF?**

Yes

No

**If not, does the joint programme fit the national strategies?**

Yes

No

**What types of coordination mechanisms**

**Please provide the values for each category of the indicator table below**

Indicators	Baseline	Current Value	Means of verification	Collection methods
Number of managerial practices (financial, procurement, etc) implemented jointly by the UN implementing agencies for MDF-F JPs				
Number of joint analytical work (studies, diagnostic) undertaken jointly by UN implementing agencies for MDG-F JPs				
Number of joint missions undertaken jointly by UN implementing agencies for MDG-F JPs				

### 3 Development Effectiveness: Paris Declaration and Accra Agenda for Action

#### Are Government and other national implementation partners involved in the implementation of activities and the delivery of outputs?

Not involved  
Slightly involved  
Fairly involved  
Fully involved

#### In what kind of decisions and activities is the government involved?

#### Who leads and/or chair the PMC?

#### Number of meetings with PMC chair

#### Is civil society involved in the implementation of activities and the delivery of outputs?

Not involved  
Slightly involved  
Fairly involved  
Fully involved

#### In what kind of decisions and activities is the civil society involved?

#### Are the citizens involved in the implementation of activities and the delivery of outputs?

Not involved  
Slightly involved  
Fairly involved  
Fully involved

#### In what kind of decisions and activities are the citizens involved?

**Where is the joint programme management unit seated?**

**Current situation**

#### **4 Communication and Advocacy**

**Has the JP articulated an advocacy & communication strategy that helps advance its policy objectives and development outcomes?**

Yes

No

**Please provide a brief explanation of the objectives, key elements and target audience of this strategy**

**What concrete gains are the advocacy and communication efforts outlined in the JP and/or national strategy contributing towards achieving?**

**What is the number and type of partnerships that have been established amongst different sectors of society to promote the achievement of the MDGs and related goals?**

Faith-based organizations

Social networks/coalitions

Local citizen groups

Private sector

Academic institutions

Media groups and journalist

Other

**What outreach activities do the programme implement to ensure that local citizens have adequate access to information on the programme and opportunities to actively participate?**



## **Section III: Millenium Development Goals**

### **Millenium Development Goals**

#### **Additional Narrative Comments**

**Please provide any relevant information and contributions of the programme to de MDGs, whether at national or local level**

**Please provide other comments you would like to communicate to the MDG-F Secretariat**

## Section IV: General Thematic Indicators

**1 The development of government policies for the effective management of the country's cultural heritage and tourism sector strengthened and supported**

**1.1 Number of laws, policies or plans supported by the programme that explicitly aim to mainstream cultural diversity, and strengthen national and local government capacity to support the cultural and tourism sector.**

**Policies**

National  
Local

**Laws**

National  
Local

**Plans**

National  
Local

**1.2 Please briefly provide some contextual information on the law, policy or plan and the country/municipality where it will be implemented (base line, stage of development and approval, potential impact,):**

**1.3 Sector in which the law, policy or plan is focused**

**Comments: Please specify how indicator 1.1 addresses the selected sectors**



#### **1.4 Number of citizens and/or institutions directly affected by the law, policy or plan**

##### **Citizens**

Total  
Urban  
Rural

##### **National Public Institutions**

Total  
Urban  
Rural

##### **Local Public Institutions**

Total  
Urban  
Rural

##### **Private Sector Institutions**

Total  
Urban  
Rural

#### **1.5 Government budget allocated to cultural and tourism policies or programmes before the implementation of the Joint Programme (annual)**

National Budget  
Local Budget

#### **1.6 Variation (%) in the government budget allocated to cultural and tourism policies or interventions from the beginning of the programme to present time:**

**National Budget**

Overall  
Triggered by the Joint Programme

**Local Budget**

Overall  
Triggered by the Joint Programme

**Comments**

**2 Building the capacity of the cultural and tourism sector**

**2.1 Number of institutions and/or individuals with improved capacities through training, equipment and /or knowledge transferred**

**Public Institutions**

Total

**Private Sector Institutions**

Total

**Civil Servants**

Total  
Women  
Men

**2.2 Number of actions/events implemented that promote culture and/or tourism**

**Cultural events (fairs, etc)**

Total  
Number of participants

**Cultural Infrastructure renovated or built**

Total  
Total number of citizens served by the infrastructure created

**Tourism infrastructure created**

Total

**Other, Specify**

Total

**2.3 Number and type of mechanisms established with support from the joint programme that serve to document and/or collect statistics on culture and tourism.**

**Workshops**

Total number  
Number of participants  
Women  
Men

**Statistics**

Total  
National  
Local

**Information systems**

Total  
National  
Local

**Cultural heritage inventories**

Total  
National  
Local

**Other, Specify**

Total  
National  
Local

### 3 Cultural and tourism potential leveraged for poverty reduction and development

#### 3.1 Number of individuals with improved access to new markets where they can offer cultural and/or touristic services or products

##### **Citizens**

Total

Women

Men

% From Ethnic groups

##### **Tourism service providers**

Total

Women

Men

% From Ethnic Groups

##### **Culture professionals**

Total

Women

Men

% From Ethnic groups

##### **Artists**

Total

Women

Men

% From Ethnic groups

##### **Artisans**

Total

Women

Men

% From Ethnic groups

**Others, specify**

Total  
Women  
Men  
% From Ethnic Groups

**3.2 Based on available data, please indicate the number of individuals or groups supported by the joint programme that have experienced a positive impact on health, security and income**

**Citizens**

Total  
Women  
Men  
% From Ethnic Groups

**Culture professionals**

Total  
Women  
Men  
% From Ethnic Groups

**Artists**

Total  
Women  
Men  
% From Ethnic Groups

**Cultural industries**

Total  
Women  
Men  
% From Ethnic Groups

**Artisans**

Total  
Women  
Men

% From Ethnic Groups

**Entrepreneurs**

Total

Women

Men

% From Ethnic Group

**Tourism Industry**

Total

Women

Men

% From Ethnic Groups

**Others, specify**

Total

Women

Men

% From Ethnic Groups

**3.3 Percentage of the above mentioned beneficiaries that have improved their livelihoods in the following aspects**

**Income**

% Of total beneficiaries

**Basic social services (health, education, etc)**

% Of total beneficiaries

**Security**

% Of total beneficiaries

**Others, specify**

% Of total beneficiaries

**3.4 Number of individuals with improved access to cultural services, products and/or infrastructure**

**Citizens**

Total  
Women  
Men  
%from Ethnic groups

**Culture Professionals**

Total  
Women  
Men  
%from Ethnic groups

**Artists**

Total  
Women  
Men  
%from Ethnic groups

**Cultural industries**

Total  
Women  
Men  
%from Ethnic groups

**Artisans**

Total  
Women  
Men  
%from Ethnic groups

**Entrepreneurs**

Total  
Women  
Men  
%from Ethnic groups

**Tourism Industry**

Total



Women  
Men  
%from Ethnic groups

**Other, Specify**  
Total  
Women  
Men  
%from Ethnic groups



## **Section I: Identification and Joint Program Status**

### **HARNESSING DIVERSITY FOR SUSTAINABLE DEVELOPMENT AND SOCIAL CHANGE**

**SEMESTER:** 1-10

**COUNTRY:** ETHIOPIA

**THEMATIC WINDOW:** CULTURE AND DEVELOPMENT

**MDGF ATLAS PROJECT:** 00071978

**PROGRAM TITLE:** HARNESSING DIVERSITY FOR  
SUSTAINABLE DEVELOPMENT  
AND SOCIAL CHANGE

**REPORT NUMBER:** 3

**REPORTING PERIOD:** 1-10

**PROGRAM DURATION:** 3 YEARS

**OFFICIAL STARTING DATE:** 2010-06-30

**PATICIPATING UN ORGANIZATIONS:** ----- UNDP

----- UNESCO

**IMPLEMENTING PARTENERS:** ----- MINISTRY OF

CULTURE AND TOURISM (MOCT)

BUREAU OF CULTURE AND TOURISM (BOCT)

## **BUDGET SUMMARY**

	<b>UNDP</b>	<b>851,120.00</b>
<b>TOTAL APPROVED BUDGET</b>	<b>UNESCO</b>	<b>4,102,380.00</b>
	<b>UNDP</b>	<b>188,000.00</b>
<b>TOTAL AMMOUNT TRANSFERRED TO DATE</b>	<b>UNESCO</b>	<b>619,900.00</b>
	<b>UNDP</b>	<b>188,000.00</b>
<b>TOTAL BUDGET COMMITTED TO DATE</b>	<b>UNESCO</b>	<b>997,462.42</b>
	<b>UNDP</b>	<b>188,000.00</b>
<b>TOTAL BUDGET DISBURSED TO DATE</b>	<b>UNESCO</b>	<b>447,219.00</b>

## **DONORS**

There is neither donor that has donated complementary finance so far so to say neither cost sharing nor counterpart funds. But, as far as parallel financing is concerned;

- 1) The Royal Spanish government, which through its embassy and the Spanish International Development Cooperation Program here in Ethiopia has shown the interest to finance creative centers and conservation and management of cultural heritage have signed an agreement of 1.2 million Euro with the F.D.R.E. Ministry of Culture and Tourism. The project will stay for three years. The fund donated was transferred to convention center of Ethiopia and Bureau of Culture and Tourism of Harari regional state for the renovation and establishment of national craft workshop in Addis Ababa and craft workshop in Harar (the walled city of harar is one of the world heritage site registered by UNESCO). The activities of this project are related to outcome 3 of Harnessing Diversity for Sustainable Development and Social Change Joint Program.
- 2) The project entitled as “Ethiopian Sustainable Tourism Development Project “(ESTDP), is also one of the complementary programs under implementation by the Ministry of Culture and Tourism of the F.D.R.E. The Project which has entered in to effect as of 2010 with the amount of 35 million dollars loan from the World Bank will stay for five years. This Project too, has planned activities related to outcome 2 & 3 of Harnessing Diversity for Sustainable Development and Social Change Joint Program.

The issue after having been identified by the PMT was forwarded to the higher level management committee of the MOCT for due consideration and decision. The management committee that has given serious attention to the issue gave directives for the project coordinators of each to hold their meeting and come with a concrete proposal on the ways of aligning activities and work as one.

### **Direct Beneficiaries**

Indicate Beneficiary type (i.e. farmers, policy makers, SMEs, etc.)	No. Institutions	No. Women	No. Men	No. Ethnic Groups
Policy makers	7	1	6	7
Planners	16	1	29	10
Civil society institutions	48	6	42	25
Citizens	0	8000	7000	65
Total	71	8008	7077	

### **Indirect Beneficiaries**

Indicate Beneficiary type (i.e. farmers, policy makers, SMEs, etc.)	No. Institutions	No. Women	No. Men	No. Ethnic Groups
Policy makers	0	0	0	0
Planers	0	0	0	0
Civil society institutions	0	0	0	0
Citizens	0	485,000	366,000	84
Total	0	485,000	366,000	

### **Joint Programme M&E framework**

The template is taken from the JP document. Please, provide an updated Joint Programme M&E framework





	<p>Seven round tables academic discussions on promoting pluralism conducted.</p> <p>Baseline: No such discussions conducted so far</p> <p>Time frame:2009-2011</p>	<p>in all the four regions to launch the round tables discussion forums with at least 50% female participants,</p> <p>Project review reports</p> <p>Two thorough project reviews have been carried out in two regions to verify the progress.</p> <p>Goods receiving notes(GRN)</p> <p>A consulting firm that is entrusted with the task is conducting the study in the six regions and submitted preliminary survey report. Also project review report has confirmed the progress.</p> <p>Feedbacks &amp; reports</p> <p>Reports from the</p>	<p>Reviewing assessment and actual reports.</p> <p>Feedbacks/reports collected from each region</p> <p>One reviewing assessment of progress conducted from June 7 to11/2010</p> <p>.</p>	<p>UNDP</p> <p>UNESCO</p> <p>MoCT</p> <p>BoCT</p>	<p>Delay in fund transfer</p>
--	--	--	--	---	-------------------------------

	<p>Seven toolkits and seven thousand publications on best practices of in inter cultural/ religious dialogue completed.</p> <p>Baseline: No such toolkit is available.</p> <p>Time frame: 2009-2011</p>	<p>three regions indicated that three festivals in the three regions (Harari, Amhara &amp; Addis Ababa) were successfully conducted.</p> <p>Project review</p> <p>Project reviews have been carried out in the two regions to verify the progress made.</p> <p>Workshops report.</p> <p>Reports from the four regions indicated that four workshops in the four regions were successfully conducted.</p> <p>Project review</p> <p>Project reviews have been carried out in the two regions to verify the progress made.</p> <p>Periodic reports &amp; blueprints</p> <p>A consulting firm</p>	<p>Feedbacks/reports collected from each region,</p> <p>One assessment of progress conducted from June 7 to 11/ 2010.</p>	<p>UNDP</p> <p>UNESCO</p> <p>MoCT</p> <p>BoCT</p>	
--	---	---	---	---	--

	<p>Seven training workshops on promoting multilingualism conducted for local leaders on which about 50% of the participants are female.</p> <p>Baseline: No such training workshops have been conducted</p> <p>Two mapping exercises of tangible heritage in two pilot regions conducted.</p> <p>Baseline: No updated mapping exist</p> <p>Time frame: 2009-2011</p>	<p>that is conducting the mapping in two pilot regions submitted preliminary survey report and project review report has confirmed the progress.</p> <p>A consulting firm that is conducting the assessment in two pilot regions submitted preliminary survey report and project review report has confirmed the progress.</p> <p>Reports from the two regions indicated that two training workshops in two regions were successfully conducted.</p> <p>preparations are almost finalized in other two regions to launch the training Workshops</p> <p>Project review</p>	<p>Feedbacks/reports collected from the consulting firm,</p> <p>One assessment of progress conducted from June 7 to 11/2010.</p>	<p>UNDP</p> <p>UNESCO</p> <p>MoCT</p> <p>BoCT</p>	
--	--	---	--	---	--



<p>2. Developing and implementing the legal and policy framework to protect and safeguard Ethiopia's tangible, intangible, mobile, and natural heritage and enhance national capacity on museology site management and inventory of intangible heritage</p>	<p>Two assessments of regulatory framework in two pilot regions completed</p> <p>Baseline: No such assessments have been done yet</p> <p>Time frame: 2009-2011</p> <p>Seven capacity building workshops on intangible cultural heritage conducted on which 50% of the participants are female</p> <p>Baseline: No such workshop have been conducted previously</p> <p>Time frame: 2009-2011</p>	<p>has been made c in the two pilot regions to verify t the progress made.</p> <p>A consulting firm entrusted with the task has submitted preliminary report and project review report has confirmed the progress.</p> <p>A consulting firm entrusted with the task has submitted preliminary report and project review report has confirmed the progress.</p> <p>Periodic and annual review reports, survey results</p> <p>A consulting firm</p>	<p>Feedbacks/reports collected from each region,</p> <p>One assessment of progress conducted form June 7 to 11/2010.</p>	<p>UNDP</p> <p>UNESCO</p> <p>MoCT</p> <p>BoCT</p> <p>UNDP</p> <p>UNESCO</p> <p>MoCT</p> <p>BoCT</p>	
---	---	---	--	---	--

	<p>Two assessments of the site management capacities in two pilot World Heritage Sites completed</p> <p>Baseline: No such assessments have been done yet</p> <p>Time frame: 2009-2011</p> <p>Seven training workshops in site management methodology and cultural tourism strategy</p> <p>Baseline: One site management training (at Aksum) has been conducted</p> <p>One assessment of</p>	<p>entrusted with the task has submitted preliminary report and project review report has confirmed the progress of data collection.</p> <p>Periodic and annual review reports, survey results</p> <p>A consulting firm entrusted with the task has submitted preliminary report and project review report has confirmed the progress.</p> <p>A consulting firm entrusted with the task has submitted preliminary report and project</p>	<p>One assessment of progress made.</p> <p>Reviewing assessment and actual reports.</p>	<p>UNDP UNESCO MoCT BoCT</p> <p>UNDP UNESCO MoCT BoCT</p>	
--	---	--	---	---	--

	<p>the national and the selected six regions legal and policy frameworks completed,</p> <p>Number of people engaged on cultural industries.</p> <p>Number of enabling environments created.</p> <p>Number of mobilization</p>	<p>assessment report has confirmed the progress.</p> <p>A consulting firm that is entrusted with the task has submitted preliminary report and project assessment report has confirmed the progress.</p> <p>A consulting firm that is entrusted with the task has submitted preliminary report and project assessment report has confirmed the progress.</p> <p>A consulting firm that is entrusted with the task has submitted preliminary report</p>	<p>Feedbacks/reports collected from the consulting firm,</p> <p>One assessment of progress conducted from June 7 to 11/ 2010.</p>	<p>UNDP</p> <p>UNESCO</p> <p>MoCT</p> <p>BoCT</p>	
--	---	--	---	---	--

<p>3. Harnessing the potential of cultural and creative industries, particularly heritage based activities such as handicraft and cultural tourism for income generation, economic development, and</p>	<p>programs carried out</p> <p>Data collected and compiled, Centralized database established</p> <p>Procurement of equipments for Living Culture Resources Centre.</p> <p>Thirty - three key actors identified.</p> <p>Baseline: Increase the number of key actors by two fold.</p>	<p>report and project assessment report has confirmed the progress.</p> <p>A consulting firm that is entrusted with the task has submitted preliminary report and project assessment report has confirmed the progress.</p> <p>A consulting firm that is entrusted with the task has submitted preliminary report and project assessment report has confirmed the progress.</p> <p>Reports from the two regions indicated that preparation for the two craft trade-fares are almost completed and</p>	<p>Feedbacks/reports collected from the consulting firm,</p> <p>One assessment of progress conducted form June 7 to 11/ 2010.</p> <p>Feedbacks/reports collected from each</p>	<p>UNDP</p> <p>UNESCO</p> <p>MoCT</p> <p>BoCT</p> <p>UNDP</p> <p>UNESCO</p> <p>MoCT</p> <p>BoCT</p>	
---	---	---	--	---	--



	<p>did not create customers for the organized beneficiaries</p> <p>Time frame: 2009-11</p> <p>One linkage with other industries established</p> <p>Baseline: The CHP did not create customers for the organized beneficiaries</p> <p>Time frame: 2009-11</p> <p>Two craft trade fair established.</p> <p>Baseline: The CHP did not prepare appropriate modality for linking the beneficiaries with actors in the value chain</p> <p>Time frame: 2010-11</p> <p>Two training of trainers (TOT) conducted, women and youth participation ensured.</p> <p>Baseline: Build on</p>	<p>Reports from the two regions (Tigray and Amhara) indicated that preparations for trainings 200 participants (50% women) in the two regions are almost finalized.</p> <p>Project review has also confirmed the progress reported.</p> <p>Reports from the two regions (Tigray and Amhara) indicated that studies are under way to determine the procurement and delivery of equipment &amp; supplies for 400 participants (50% women) in the two regions.</p> <p>Project review has also confirmed the progress</p>	<p>Feedbacks/reports collected from the consulting firm,</p> <p>One assessment of progress conducted form June 7 to 11/ 2010.</p> <p>Feedbacks/reports collected from the consulting firm,</p> <p>One assessment of progress conducted form June 7 to 11/ 2010.</p>	<p>O</p> <p>MoCT</p> <p>BoCT</p> <p>UNDP</p> <p>UNESC</p> <p>O</p> <p>MoCT</p> <p>BoCT</p> <p>UNDP</p> <p>UNESC</p> <p>O</p> <p>MoCT</p> <p>BoCT</p>	
--	---	---	---	--	--

	<p>previous skills of CHP and</p> <p>Two trainings on craft design and production conducted.</p> <p>Women and youth full representation ensured.</p> <p>Baseline: 400 artisans trained by outside consultant hired by CHP, but now assumed by their own colleagues (TOT)</p> <p>Timeframe: 2009-11</p> <p>Two trainings on craft quality control and marketing conducted.</p> <p>Women and youth full representation</p>	<p>reported.</p> <p>Reports from the region indicated that preparation for the training is underway and Project review has also confirmed the progress reported.</p> <p>A consulting firm entrusted with the task has submitted preliminary report and project assessment report has confirmed the progress.</p> <p>A consulting firm entrusted with the task has submitted preliminary report and project assessment</p>	<p>Feedbacks/reports collected from the consulting firm,</p> <p>One assessment of progress conducted from June 7 to 11/2010.</p>	<p>UNDP</p> <p>UNESCO</p> <p>MoCT</p> <p>BoCT</p> <p>UNDP</p> <p>UNESCO</p> <p>MoCT</p> <p>BoCT</p>	
--	--	---	--	---	--

	<p>ensured.</p> <p>Baseline: 400 artisans trained by outside consultant hired by CHP, but now assumed by their own colleagues (TOT)</p> <p>Timeframe: 2009-11</p> <p>Procure and deliver supplies for four trainings with a total of 400 trainees in Tigray and Amhara regions.</p>	<p>report has confirmed the progress.</p> <p>Reports from the six target region indicated that the preparation to organize the six forums is well underway.</p> <p>Reports from the six target region indicated that the preparation to organize the six forms is well underway</p> <p>A consulting firm that is entrusted with the task has submitted preliminary report and project assessment</p>	<p>Periodic and annual review</p> <p>reports, survey results</p> <p>Feedbacks/reports collected from the consulting firm,</p> <p>One assessment of progress conducted form June 7 to 11/ 2010.</p> <p>Feedbacks/reports</p>	<p>UNDP</p> <p>UNESCO</p> <p>MoCT</p> <p>BoCT</p> <p>UNDP</p> <p>UNESCO</p> <p>MoCT</p> <p>BoCT</p> <p>UNDP</p>	
--	---	--	---	---	--



	<p>One professional training in other cultural industries conducted for 200 participants with equal participation of women ensured in Addis Ababa Region.</p> <p>Baseline: Eight programs facilitated</p> <p>Two marketing strategies developed linked with regional, national and international festivals, fairs, and tourism activities.</p> <p>Baseline: No strategy developed</p> <p>Time frame: 2009-10</p> <p>Seven assessments of tourism potential of the cultural tourism assets conducted.</p>	<p>report has confirmed the progress.</p> <p>A consulting firm that is entrusted with the task has submitted preliminary report and project assessment report has confirmed the progress.</p> <p>A consulting firm that is entrusted with the task has submitted preliminary report and project assessment report has confirmed the progress.</p> <p>No consulting firm applied for the open</p>	<p>collected from the consulting firm,</p> <p>One assessment of progress conducted form June 7 to 11/ 2010.</p> <p>Feedbacks/reports collected from the consulting firm,</p> <p>One assessment of progress conducted form June 7 to 11/ 2010.</p> <p>Feedbacks/reports collected from the</p>	<p>UNESCO</p> <p>O</p> <p>MoCT</p> <p>BoCT</p> <p>UNDP</p> <p>UNESCO</p> <p>O</p> <p>MoCT</p> <p>BoCT</p>	
--	--	--	---	---	--

	<p>Seven consultations with stakeholders in the cultural and tourism sector as well as civil society organizations regarding tourism possibilities conducted.</p> <p>Six awareness raising and information dissemination forums organized.</p> <p>Baseline: No awareness raising program was conduct.</p> <p>Time frame: 2009-11</p> <p>Two assessments of institutional capacity at regional and municipal level conducted and assess stakeholders structure in destination management</p> <p>Baseline: No</p>	<p>advertisement to handle the task.</p> <p>Alternatively special arrangement has been made with the Ethiopian Environmental Authority.</p> <p>No report submitted.</p> <p>No consulting firm applied for the open advertisement to handle the task. Alternatively, special arrangement has been made with</p>	<p>consulting firm,</p> <p>One assessment of progress conducted form June 7 to 11/ 2010.</p> <p>Feedbacks/reports collected from the consulting firm,</p> <p>One assessment of progress conducted form June 7 to 11/ 2010.</p> <p>Feedbacks/reports collected from the consulting firm,</p> <p>One assessment of progress conducted</p>	<p>UNDP</p> <p>UNESCO</p> <p>MoCT</p> <p>BoCT</p> <p>UNDP</p> <p>UNESCO</p>	
--	---	--	---	---	--

	<p>assessment done</p> <p>Time frame: 2009</p> <p>A feasibility study on tourism industry's use of cultural assets conducted</p> <p>Baseline: No study was conducted</p> <p>Time frame: 2009-10</p> <p>Two business development service provisions for enterprise support and development developed.</p> <p>Baseline: No business development provision</p> <p>Time frame: 2009-10</p> <p>Seven</p>	<p>the Ethiopian Environmental Authority. No report submitted.</p> <p>No consulting firm applied for the open advertisement to handle the task. Alternatively special arrangement has been made with the Ethiopian Environmental Authority. No report submitted.</p>	<p>form June 7 to 11/2010.</p> <p>Feedbacks/reports collected from the consulting firm,</p> <p>One assessment of progress conducted form June 7 to 11/2010.</p> <p>Feedbacks/reports collected from each region,</p> <p>One assessment of progress conducted form June 7 to 11/2010.</p>	<p>MoCT</p> <p>BoCT</p> <p>UNDP</p> <p>UNESCO</p> <p>MoCT</p> <p>BoCT</p>	
--	---	--	--	---	--

	<p>comprehensive surveys conducted documenting the link between cultural and natural heritage protection (indigenous/traditional knowledge - natural heritage management)</p> <p>Five adaptation mechanisms developed linking traditional and modern practices in heritage preservation.</p> <p>A minimum 50% participation is envisioned for women and youth at the consultation and development processes.</p> <p>Baseline: No relevant surveys have been conducted</p> <p>No adaptation mechanisms have been developed</p> <p>Time frame: 2009 – 11</p>	<p>No consulting firm applied for the open advertisement to handle the task. Special arrangement has been made with the Ethiopian Environmental Authority. No report submitted.</p> <p>No consulting firm applied for the open advertisement to handle the task. Special arrangement has been made with the Ethiopian Environmental Authority. No report submitted</p>	<p>Feedbacks/reports collected from each region,</p> <p>One assessment of progress conducted from June 7 to 11/ 2010.</p>	<p>UNDP</p> <p>UNESCO</p> <p>MoCT</p> <p>BoCT</p> <p>UNDP</p> <p>UNESCO</p> <p>MoCT</p> <p>BoCT</p>	
--	--	--	---	---	--

	<p>Six awareness-raising sessions conducted</p> <p>Publications relevant to the project in seven local languages produced and distributed</p> <p>Baseline: No relevant awareness raising work has been done</p> <p>Time frame: 2009-11</p> <p>Community organization needs assessed, three strategies for organizing the communities designed.</p> <p>A minimum 50% participation is envisioned for women and youth at the at the consultation and development processes.</p> <p>Baseline: No relevant strategies exist</p> <p>Time frame: 2009-10</p> <p>Seven community</p>		<p>Feedbacks/reports collected from each region,</p> <p>One assessment of progress conducted form June 7 to 11/ 2010.</p> <p>Feedbacks/reports collected from each region,</p> <p>One assessment of progress conducted form June 7 to 11/ 2010.</p>	<p>UNDP</p> <p>UNESCO</p> <p>MoCT</p> <p>BoCT</p> <p>UNDP</p> <p>UNESCO</p> <p>MoCT</p> <p>BoCT</p>	
--	---	--	---	---	--

<p>4. Enhancement of indigenous knowledge and practices of natural heritage management as well as strengthening the link between nature and culture based sustainable development.</p>	<p>friendly development strategies developed with stakeholders' participation,</p> <p>Seven awareness-raising campaigns on the risks and benefits of tourism conducted</p> <p>Thirty-five development programs conducted</p>		<p>Feedbacks/reports collected from each region,</p> <p>One assessment of progress conducted from June 7 to 11/2010.</p>	<p>UNDP</p> <p>UNESCO</p> <p>MoCT</p> <p>BoCT</p> <p>UNDP</p> <p>UNESCO</p> <p>MoCT</p> <p>BoCT</p>	
--	--	--	--	---	--



			<p>Feedbacks/reports collected from the consulting firm,</p> <p>One assessment of progress conducted form June 7 to 11/ 2010.</p>	<p>UNDP</p> <p>UNESCO</p> <p>MoCT</p> <p>BoCT</p>	
			<p>Feedbacks/reports collected from the consulting firm,</p> <p>One assessment of progress conducted form June 7 to 11/ 2010.</p>	<p>UNDP</p> <p>UNESCO</p> <p>O</p>	



			<p>Feedbacks/reports collected from the region,</p> <p>One assessment of progress conducted from June 7 to 11/ 2010.</p>	<p>MoCT</p> <p>BoCT</p>	
			<p>Feedbacks/reports collected from the consulting firm,</p> <p>One assessment of progress conducted from June 7 to 11/ 2010.</p>	<p>UNDP</p> <p>UNESCO</p> <p>O</p> <p>MoCT</p> <p>BoCT</p>	

			<p>Feedbacks/reports collected from the consulting firm,</p> <p>One assessment of progress conducted from June 7 to 11/ 2010.</p>		
			<p>Feedbacks/reports collected from the consulting firm,</p> <p>One assessment of progress conducted from June 7 to 11/ 2010.</p>		

--	--	--	--	--	--

## Joint Programme Results framework

Joint Programme Results Framework with financial information

The following table refers to the total cumulative joint programme implementation at the end of the semester, it is meant to be an update of your Results Framework included in your original programme document. You should provide a table for each output. Finally, it is to be noted that this frame work has

JP output: 1.1 Please highlight the rate of delivery for each joint programme's output:  
a. Less than 30% b. between 31%-50% c. between 51-60 d. between 61%-70% e. between 71%-80 d. More than 80%

Programme	Activity	YEAR	UN AGENCY	RESPONSIBLE PARTY			Estimated Implementation Progress
Outputs							

been revised along with the AWP and is waiting for the endorsement of the PMC.

		Y1	Y2		NATIONAL/ LOCAL	Sour ce of Fund ing	Bu dg et de scr ipti on	Total amount Planned	Estimated Total amount Committe d	Estimated Total Amount Disbursed	Estimat ed % Deliver y rate of budget
<b>Out come1;</b>		F		UNDP/U NESCO	MoCT/ BoCT	MDG -F		220,500	190,500	179,550	86.40%
<b>Output,</b>											
1 Capacity of the national and local stakeholders in intercultural/religious dialogue improved.								181,500	151,500	143,500	83.47%
social process and social cohesion.											
2. Capacities of religious leaders to enhance tolerance and respect for natural heritage through inter religious dialogue improved.								39,000	39,000	36,050.00	100%

<p><b>Outcome 2;</b></p> <p><b>Output,</b></p> <p>1. The capacity of the government and civil society enhanced in identification, management, and protection of tangible and intangible heritage. management and inventory of intangible heritage</p> <p>2. The revision and development of the legal and policy framework as well as capacity building to implement policies/laws.</p> <p>2.3 National Implementation framework strengthened</p>		C	UNDP/UNESCO	MoCT/BoC T	MDG -F	259,000	152,500	150,400	58.88%
						121,500	121,500	119,400	100%
						63,000	31,000	31,000	49.21%
						74,500	0	0	0%

Outcome 3;	D	UNDP	MoCT	MDG	706,000	467,000	450,600	66.15
Output		UNESCO	BoCT	-F				%
1. Capacity of national authorities and local communities enhanced through the development of a comprehensive and centralized database of the cultural Industries.					76,000	76,000	76,000	100%
Alleviation								
2. The capacity and income generated through the craft industries enhanced by developing and strengthening production capacity, quality control, and marketing of crafts.					206,000	185,000	173,000	89.81%
3. Artisans empowered and effectively integrated into the market.								
4. Artisans empowered and their social status improved through the mobilization of artisans and community awareness raising campaigns					103,000	89,000	89,000	86.41%
5. Development and enhancement of other cultural industries such as music, film, and books.					74,000	11,000	9,900	14.87%
6. A cultural tourism strategy based on culture branding identity.					70,000	38,000	35,600	54.29%
7. Capacities of existing enterprises strengthened and community initiatives started.					67,000	41,000	40,100	61.19%
8. System for enterprise support and development established.					26,000	16,000	16,000	61.54%
					84,000	11,000	11,000	13.1%

<b>Outcome 4;</b>		F		UNDP	MoCT	MDG	142,500	142,500	142,500	100%
<b>Output</b>				UNESCO	BoCT	-F				
1. Assessment of linkage between natural and cultural heritage protection/ safeguarding and indigenous knowledge							31,000	31,000	31,000	100%
2. Social mobilization for using traditional knowledge for natural and cultural based development.							61,500	61,500	61,500	100%
3. Capacity building of the population for empowerment and harnessing of traditional knowledge for poverty alleviation and income generation.							50,000	50,000	50,000	100%
<b>Outcome 5</b>							76,000	76,000	72,000	94.73%
<b>Output</b>										
1. Enhancing crosscutting capacity at the federal and										
Annual monitoring and evaluation							35,000	35,000	35,000	100%
<b>Total</b>							<b>1,439,000</b>	<b>1,063,500</b>	<b>1,059,500</b>	<b>73.91</b>

## **Section II: Joint Program Progress**

### **1 Narrative on progress, obstacles and contingency Measures**

#### **Progress in outcomes**

1. In relation to the Mission from MDG-F Secretariat followed by the first National Review Meeting of the MDG Achievement Fund in Ethiopia that was held between 1 – 2 July 2010 and the various discussions made between partners, it was felt that the result framework and Monitoring framework of the JP on Harnessing Diversity for Sustainable Development and Social Change program needed some revisions.

Accordingly, a workshop with the aim of revising the result framework of the Joint Program Document (JPD) that was organized by the UN participating agencies and MoCT was held from 19 to 22 October 2010 at Adama. The workshop was conducted with the participation of all major stakeholders/Implementing Partners namely: regional project coordinators i.e., from Bureau of Culture and Tourism (BoCT) as well as finance experts from Bureau of Finance and Economic Development (BoFED) of the 5 regional states (Amhara, Oromia, SNNP, Tigray, Harari) and Addis Ababa City Administration.

After presentations on the “Issues and Concepts of Result Based Management – RBM” in relation with the “Program Result Framework” and on the financial and budgetary procedures of UNESCO were given by representatives (experts) from UNDP and UNESCO, thorough discussions and arguments were held on the four major outcomes of the program. Finally, an agreement on consensus was reached for *Outcome I and III to continue as they were only with the* development of the languages as follows;

#### **Outcome 1**

***“Mutual understanding of commonly shared cultural/religious values and respect for diversity strengthened”***

*As opposed to the previous one which reads as:*

***“Strengthening intercultural/religious dialogue to foster mutual understanding of heritage and the sharing of common values with a view of contributing towards social progress and social cohesion”***



### Outcome 3

*“The potential of Cultural Industries (Handicrafts & Creative) Harnessed for income generation & poverty alleviation”*

*As opposed to the previous one which reads as*

*“Harnessing the potential of the cultural and creative industries particularly heritage based activities such as tourism and handicraft for income generation, economic development, and poverty alleviation”*

### Outcome 2

The major shift was made on “*outcome2*” and “*Outcome 4*”. The participants agreed that the two outcomes merge as “*one outcome*” as they are found to be very much related. Accordingly, the proposal reads as follow to constitute the new **Outcome 2**:

*“Cultural heritage including indigenous knowledge better managed, protected and utilized.”*

*As opposed to the previous two outcomes that of each reads as:*

*“Development and implementation of the legal as well as policy framework to protect and safeguard Ethiopia’s tangible, intangible, mobile, and natural heritages” and,*

*“Enhancement of indigenous knowledge and practices of natural heritage management as well as strengthening the link between nature and culture based sustainable development”, respectively.*

**2.** Fourteen activities from outcomes 1, 2, & 3 transferred to the regions are completed, while two regions went beyond and performed additional activities after their request for re-programming got acceptance. This was done without incurring additional cost and using the money left over.

**3.** Seventeen activities from outcome 1, 2 & 3 awarded to consultants are completed and are waiting for validation. Works submitted are expected to be of paramount importance for the sector.

## **Progress in outputs**

1. The changes made at the outcomes level certainly necessitated to make corresponding revisions and changes at the outputs level. These changes have been made on the basis of the changes reflected at the regrouping of similar functions related to the outcomes and the principles of the RBM system. Accordingly, the outputs that had been under the previous outcome 1 are modified while their number remain the same i.e. two outputs. Outputs under the previous outcomes 3 are reduced from 8 to 5 to bring the number down to a manageable size and with the development of the language as deemed necessary. The six Outputs under the previous outcomes 2 and 4 are also brought down to 3 in numbers with similar development of languages in a manner that reflect the actual regrouping of the new outcome 2.

The result of the revision done under each outcome is presented below as follows:

### **2.1 Outputs under outcome 1**

- 1.1 National and Regional stakeholders/Traditional and religious leaders/ empowered on shared cultural/religious values and diversity.
- 1.2 Systems on harnessing shared cultural religious values and diversity institutionalized

### **2.2 Outputs under outcome 3**

- 1.1A comprehensive database of cultural industries developed & made functional.
- 1.2Artisans equipped with better skills & technologies.
- 1.3A mechanism that better integrate artisans into the market devised & made operational.
- 1.4A system that enhance the contribution of creative industries in the economy & the social system improved.
- 1.5Culture based tourism branding in the respective regions studied, designed & utilized.

### **2.3 Outputs under outcome 2**

- 2.1 The national, regional government authorities have competencies in identification, management, and protection of heritage and indigenous knowledge.
- 2.2 Policy framework and **guidelines** on the management and protection of heritage and indigenous knowledge revised and developed.
- 2.3 Local communities **and grassroots organizations** become more aware and actively participated in the management, protection and utilization of heritage and indigenous knowledge.

### Challenges

- The on- going progress was jeopardized by the outgoing top leadership of the Ministry of Culture & Tourism that has terminated the contracts of consulting firms. The deadlock which has continued for nearly 5 months without any solution and has hampered the progress made.
- The difference in fund transfer modalities and the resulting delay in transfer of fund

### Achievements

- With the appointment of the new top leadership for the ministry and up on the request made by the coordination office, the issue has been given top priority. The top leadership that has taken the issue seriously up on the recommendation made by the Legal Directorate has revoked the decision and wrote an official letter to the consulting firms to resume their service and submit the intended result before January 31/2011.

- Overall, financial reports shows that the commitment rate to date is 82.6% Important lessons have been drawn from the first year's program execution and implementation which actually over delayed at the beginning. Lessons such as early start of the process and request for financial transfer, prepare regional activity plans as early as possible, approach implementing institutions as early as possible.  
-Revision made on the AWP etc..

### **Measures taken for the sustainability of the joint programme**

**The program has been integrated as part of government's five year Growth and Transformation Plan.**

#### **Are there difficulties in the implementation?**

- |                                |                                     |   |
|--------------------------------|-------------------------------------|---|
| <input type="text" value="0"/> | <input checked="" type="checkbox"/> | UN agency Coordination  |
| <input type="text" value="0"/> | <input checked="" type="checkbox"/> | Coordination with Government  |
| <input type="text" value="0"/> | <input type="checkbox"/>            | Coordination within the Government (s)  |
| <input type="text" value="0"/> | <input checked="" type="checkbox"/> | Administrative / Financial  |
| <input type="text" value="0"/> | <input checked="" type="checkbox"/> | Management: 1. Activity and output management. 2. Governance/Decision Making 4.Accountability |
| <input type="text" value="0"/> | <input type="checkbox"/>            | Joint Programme design  |

**What are the causes of these difficulties?**

External to the Joint Programme

Other. Please specify

**Briefly describe the current difficulties the Joint Programme is facing**

The following can be considered as the current difficulties that hamper the progress of the Joint Program

- The unilateral major decision taken by the Ministry without the knowledge of the PMC.
- The ambiguity of the decision making authority within the Ministry.
- The misunderstanding between BoFED and BoCT at the regional level on fund transfer procedures and reporting
- Lack of harmonized implementation modalities between the EX-COM and the UN specialized agencies.
- Delay in fund transfer from UNESCO HQs to CO.

**Briefly describe the current external difficulties that delay implementation**

No external factor.

**Explain the actions that are or will be taken to eliminate or mitigate the difficulties**

The commitment of the newly appointed top leadership of the MOCT for the success of the program and the assistance so far rendered,

Strengthening the Implementation capacity of strategic institutions of culture and other partners are now on track,

Regular follow-up, monitoring, periodic evaluation of the activity performances and results are showing promising result.

The revision of activities and method of implementation are done with a focus on results.

## **2. Inter-Agency Coordination and Delivering as One**

**Is the joint programme still in line with the UNDAF?**

Yes

No

**If not, does the joint programme fit the national strategies?**

Yes

No

### **What types of coordination mechanisms**

At the national level, MDG National Steering Committee (NSC) has been established to oversee and provide guidance to all the joint programs, particularly in terms of coordination between programs and harmonization of procedures.

The Program Management Committee (PMC) is also another level that provides coordination with the Implementing Agency and the participating UN Agencies.

UN Focal points of the MDG-F Joint programs have agreed to meet on a regular basis in order to reinforce linkages and knowledge sharing between current Joint Program, review implementation status, work on common areas such as Monitoring and Evaluation and Advocacy and Partnerships and strengthen the contribution of JPs to the ONE UN agenda in Ethiopia.

**Please provide the values for each category of the indicator table below**

Indicators	Baseline	Actual Value	Means of Verification	Collection methods
Number of managerial practices (financial, procurement, etc) implemented jointly by the UN implementing agencies for MDG-F JPs.	0	Most of the activities have been conducted jointly.	Minutes of recruitment, reports,.	
Number of joint analytical work (studies, diagnostic) undertaken jointly by UN implementing agencies for MDG-F JPs.	0			
Number of joint missions undertaken jointly by UN implementing agencies for MDG-F JPs.	3 workshops, 1 monitoring activity	1 workshops, 6 monitoring activity		

**Please, provide additional information to substantiate the indicators value (150 words). Try to describe qualitative and quantitative facts avoiding interpretations or personal opinions.**

The UN development assistance framework /UNDAF/ is the common strategic framework for the operational activities of the UN system in Ethiopia. Under UNDAF II /2007-2011/ program implementation arrangement , the responsibility of facilitating the flow of funds, supervising, follow-up, monitoring and evaluating the programs' implementations throughout the six regions is vested on the PMT and its UN counterparts. To this effect, a monitoring field mission was deployed to the regions and offices of consulting firms here in Addis Ababa.

The overall purpose of this monitoring visit is to assess the efficiency and effectiveness of the program/ project implementation and resource utilization with implementing partners at regional levels and provide information for major stakeholders on the program/project implementation, constraints/limitation encountered in order to solve problems timely to the implementation process.

The monitoring field missions with specific objectives of;

- Determining whether the projects are implemented appropriately and the resources allocated are used efficiently and effectively.
  - Identifying problems/constraints hindering proper implementation and provide suggestions for improvement.
  - Ensuring consistency and uniformity in the preparation of periodic reporting (financial and narrative.)
  - Assessing delivery status of IPs and assist IPs in producing FACE and speeding up timely reporting.
  - Ensuring Quarterly physical report is produced.
  - Assessing progress and quality of programme implementation of key activities- especially its progress towards intended outputs.
  
  - Assessing the extent to which the project interventions benefit both men and women and contribute towards women empowerment.
  - Identifying factors /bottlenecks that impede timely delivery at region level and solve any administrative matters related to delivery where possible; and bring up to management if need be.
  
  - Assessing the status and progress of consulting firms as well as identifying the bottlenecks and put in place appropriate solutions jointly.
- deployed from the federal coordination office in the MOCT and UNESCO.

**3 Development Effectiveness: Paris Declaration and Accra Agenda for Action**  
**Are Government and other national implementation partners involved in the implementation of activities and the delivery of outputs?**

- Not Involved
- Slightly involved
- Fairly involved
- Fully involved

**In what kind of decisions and activities is the government involved?**

- Policy/decision making
- Management: budget
- Management: procurement
- Management: service provision
- Management: other, specify

**Who leads and/or chair the PMC?**

**It is C0-chaired by the State Minister of MOCT and the UN Resident Coordinator**

**Number of meetings with PMC chair**  
**one**

**Is civil society involved in the implementation of activities and the delivery of outputs?**

- Not involved
- Slightly involved
- Fairly involved
- Fully involved

**In what kind of decisions and activities is the civil society involved?**

- Policy/decision making



- Management: budget
- Management: procurement
- Management: service provision
- Management: other, specify

**Are the citizens involved in the implementation of activities and the delivery of outputs?**

- Not involved
- Slightly involved
- Fairly involved
- Fully involved

**In what kind of decisions and activities are the citizens involved?**

- Policy/decision making
- Management: budget
- Management: procurement
- Management: service provision
- Management: other, specify

**Where is the joint programme management unit seated?**

- National Government
- Local Government
- UN Agency
- By itself
- other, specify

## **Current situation**

Strong sense of ownership and alignment of the JP as far as Government is concerned.

Private sector participation which is manifested in trainings, workshops and consultancy activities is growing and being further strengthened.

Progress is being made to bring citizens and civil society organizations on board.

## **4 Communication and Advocacy**

**Has the JP articulated an advocacy & communication strategy that helps advance its policy objectives and development outcomes?**

Yes

No

**Please provide a brief explanation of the objectives, key elements and target audience of this strategy**

This function is being given sufficient attention since very recently with the new initiative and emphasis for communication and advocacy activities as one of priority areas of the MDG-F achievement fund.

All performances so far made have been communicated to the large audience on TV, Radio & News papers.

Proceedings are documented on different Media.

**What concrete gains are the advocacy and communication efforts outlined in the JP and/or national strategy contributing towards achieving?**

- Increased awareness on MDG related issues amongst citizens and governments
- Increased dialogue among citizens, civil society, local national government in relation to development policy and practice
- New/adopted policy and legislation that advance MDGs and related goals
- Establishment and/or liaison with social networks to advance MDGs and related goals
- Key moments/events of social mobilization that highlight issues
- Media outreach and advocacy
- Others

**What is the number and type of partnerships that have been established amongst different sectors of society to promote the achievement of the MDGs and related goals?**

Faith-based organizations	<input type="text" value="4"/>
Social networks/coalitions	<input type="text"/>
Local citizen groups	<input type="text"/>
Private sector	<input type="text" value="8"/>
Academic institutions	<input type="text" value="7"/>
Media groups and journalist	<input type="text" value="4"/>
Other	<input type="text"/>

**What outreach activities do the programme implement to ensure that local citizens have adequate access to information on the programme and opportunities to actively participate?**

- Focus groups discussions
- Household surveys
- Use of local communication mediums such radio, theatre groups, newspapers
- Open forum meetings



Capacity building/trainings



Others

## Section III: Millennium Development Goals

### Millenium Development Goals

MDG	Joint Program Outcome	MDG Target
Goal 1: Eradicate extreme poverty and hunger	Outcome. 3 Harnessing the potential of the cultural and creative industries particularly heritage based activities such as handicrafts and cultural tourism for income generation, economic development, and poverty alleviation.	<b>Target 1.A:</b> Halve, between 1990 and 2015, the proportion of people whose income is less than one dollar a day <b>Target 1.B:</b> Achieve full and productive employment and decent work for all, including women and young people
Goal 3: Promote gender equality and empower women		<b>Target 3.A:</b> Eliminate gender disparity in primary and secondary education, preferably by 2005, and in all levels of education no later than 2015

Goal 7: Ensure environmental sustainability	<b>Outcome 1:</b> Strengthening intercultural/religious dialogue to foster mutual understanding of heritage and the sharing of common values with a view of contributing towards social progress and social cohesion.	<b>Target 7.A:</b> Integrate the principles of sustainable development into country policies and programs and reverse the loss of environmental resources
	Outcome 2  Development and Implementation of the legal as well as policy framework to protect and safeguard Ethiopia's tangible, intangible, mobile, and natural heritage.	
	Outcome 4  Enhancement of indigenous knowledge and practices of natural heritage management as well as strengthening the link between nature and cultural based sustainable development	<b>Target 7.B:</b> Reduce biodiversity loss, achieving, by 2010, a significant reduction in the rate of loss

### **Additional Narrative Comments**

Please provide any relevant information and contributions of the programme to de MDGs, whether at national or local level

The program, by its nature, gives sufficient weight for the three main MDGs: MDG1, 3 and 7 at all levels of its implementation. At the present moment a number of studies, baseline surveys and other ground work activities are being conducted. As the implementation of the program gains momentum and further widens and deepens in scope, it is believed that more and more result will be achieved from the perspectives of these three main objectives as the preparatory activities are geared towards ensuring benefits for the poor and the marginalized in a sustainable manner.

Please provide other comments you would like to communicate to the MDG-F Secretariat

I suggest for the continuation of the program for additional two years to successfully achieve the intended result as it stands now

## **Section IV: General Thematic Indicators**

### **1 The development of government policies for the effective management of the country's cultural heritage and tourism sector strengthened and supported**

#### **1.1 Number of laws, policies or plans supported by the programme that explicitly aim to mainstream cultural diversity, and strengthen national and local government capacity to support the cultural and tourism sector.**

##### **Policies**

National

Local

##### **Laws**

National

Local

##### **Plans**

National

Local

#### **1.2 Please briefly provide some contextual information on the law, policy or plan and the country/municipality where it will be implemented (base line, stage of development and approval, potential impact,):**

**Activities are underway to revise the cultural policy and laws for the protection heritage along with site management plan for heritage are on their final phase by Authority for research and study of cultural heritage with finance provided by the program.**

### 1.3 Sector in which the law, policy or plan is focused

- Management and conservation of natural and cultural heritage
- Tourism infrastructure
- Ethnic minorities and inter-culturalism
- Cultural industries
- Statistics and information systems on natural and cultural heritage
- Other Specify

**Comments: Please specify how indicator 1.1 addresses the selected sector**

### 1.4 Number of citizens and/or institutions directly affected by the law, policy or plan

#### Citizens

Total

Urban

Rural

#### National Public Institutions

Total

Urban

Rural

#### Local Public Institutions

Total

Urban

Rural

#### Private Sector Institutions


Total

Urban   
Rural

To be reported after the work is done.

### 1.5 Government budget allocated to cultural and tourism policies or programmes before the implementation of the Joint Programme (annual)

National Budget   
Local Budget



### 1.6 Variation (%) in the government budget allocated to cultural and tourism policies or interventions from the beginning of the programme to present time:

#### National Budget

Overall   
Triggered by the Joint Programme

#### Local Budget

Overall   
Triggered by the Joint Programme

#### Comments

## 2 Building the capacity of the cultural and tourism sector

The study to actually know the institutional capacity of the sector is done and submitted just recently. Therefore, information required below will be provided after the results of the implementation exercise is done.



**2.1 Number of institutions and/or individuals with improved capacities through training, equipment and /or knowledge transferred**

**Public Institutions**

Total

**Private Sector Institutions**

Total

**Civil Servants**

Total

Women

Men

**2.2 Number of actions/events implemented that promote culture and/or tourism**

**Cultural events (fairs, etc)**

Total

Number of participants

**Cultural Infrastructure renovated or built**

Total

Total number of citizens served by the infrastructure created

**Tourism infrastructure created**

Total

**Other, Specify**

Total

**2.3 Number and type of mechanisms established with support from the joint programme that serve to document and/or collect statistics on culture and tourism.**

**Workshops**

Total number	<input type="text"/>
Number of participants	<input type="text"/>
Women	<input type="text"/>
Men	<input type="text"/>

**Statistics**

Total	<input type="text"/>
National	<input type="text"/>
Local	<input type="text"/>

**Information systems**

Total	<input type="text"/>
National	<input type="text"/>
Local	<input type="text"/>

**Cultural heritage inventories**

Total	<input type="text"/>
National	<input type="text"/>
Local	<input type="text"/>

**Other, Specify**

Total	<input type="text"/>
National	<input type="text"/>
Local	

**3 Cultural and tourism potential leveraged for poverty reduction and development**

**3.1 Number of individuals with improved access to new markets where they can offer cultural and/or touristic services or products**

**Citizens**

Total	<input type="text"/>
Women	<input type="text"/>
Men	<input type="text"/>
% From Ethnic groups	<input type="text"/>

**Tourism service providers**

Total	<input type="text"/>
Women	<input type="text"/>
Men	<input type="text"/>
% From Ethnic Groups	<input type="text"/>

**Culture professionals**

Total	<input type="text"/>
Women	<input type="text"/>
Men	<input type="text"/>
% From Ethnic groups	<input type="text"/>

**Artists**

Total	<input type="text"/>
Women	<input type="text"/>
Men	<input type="text"/>
% From Ethnic groups	<input type="text"/>

**Artisans**

Total	<input type="text"/>
Women	<input type="text"/>
Men	<input type="text"/>
% From Ethnic groups	<input type="text"/>

**Others, specify**

Total	<input type="text"/>
Women	<input type="text"/>
Men	<input type="text"/>
% From Ethnic Groups	<input type="text"/>

**3.2 Based on available data, please indicate the number of individuals or groups supported by the joint programme that have experienced a positive impact on health, security and income**

**Citizens**

Total

Women

Men

% From Ethnic Groups

**Culture professionals**

Total

Women

Men

% From Ethnic Groups

**Artists**

Total

Women

Men

% From Ethnic Groups

**Cultural industries**

Total

Women

Men

% From Ethnic Groups

**Artisans**

Total

Women

Men

% From Ethnic Groups

**Entrepreneurs**

Total

Women

Men

% From Ethnic Group

**Tourism Industry**

Total

Women

Men

% From Ethnic Groups

**Others, specify**

Total

Women

Men

% From Ethnic Groups

**3.3 Percentage of the above mentioned beneficiaries that have improved their livelihoods in the following aspects**

**Income**

% Of total beneficiaries

**Basic social services (health, education, etc)**

% Of total beneficiaries

**Security**

% Of total beneficiaries

**Others, specify**

% Of total beneficiaries

- [Section I: Identification and Joint Programme Status](#)

- [Section II: Joint Programme Progress](#)
- [Section III: Millenium Development Goals](#)
- [Section IV: General Thematic Indicators](#)

vaQly+2c3y/svrK	
4	311

**1 The development of government policies for the effective management of the country's cultural heritage and tourism sector strengthened and supported**

**1.1 Number of laws, policies or plans supported by the programme that explicitly aim to mainstream cultural diversity, and strengthen national and local government capacity to support the cultural and tourism sector.**

**Policies**

National

Local

**Laws**

National

Local

**Plans**

National

Local

**1.2 Please briefly provide some contextual information on the law, policy or plan and the country/municipality where it will be implemented (base line, stage of development and approval, potential impact,):**

**1.3 Sector in which the law, policy or plan is focused**

Management and conservation of natural and cultural heritage

Tourism infrastructure

Ethnic minorities and inter-culturalism  
  Cultural industries  
  Statistics and information systems on natural and cultural heritage  
  Other Specify

▲

■

▼

◀

▶

**Comments: Please specify how indicator 1.1 addresses the selected sectors**

▲

■

▼

◀

▶

**1.4 Number of citizens and/or institutions directly affected by the law, policy or plan**

**Citizens**

Total

Urban

Rural

**National Public Institutions**

Total

Urban

Rural

**Local Public Institutions**

Total

Urban

Rural

**Private Sector Institutions**

Total


Urban

Rural

**1.5 Government budget allocated to cultural and tourism policies or programmes before the implementation of the Joint Programme (annual)**

National Budget

Local Budget



**1.6 Variation (%) in the government budget allocated to cultural and tourism policies or interventions from the beginning of the programme to present time:**

**National Budget**

Overall


Triggered by the Joint Programme

**Local Budget**

Overall

Triggered by the Joint Programme

**Comments**



**2 Building the capacity of the cultural and tourism sector**

**2.1 Number of institutions and/or individuals with improved capacities through training, equipment and /or knowledge transferred**

**Public Institutions**

Total

**Private Sector Institutions**

Total

**Civil Servants**



Total   
Women   
Men

**2.2 Number of actions/events implemented that promote culture and/or tourism**

**Cultural events (fairs, etc)**

Total   
Number of participants

**Cultural Infrastructure renovated or built**


Total   
Total number of citizens served by the infrastructure created

**Tourism infrastructure created**

Total

**Other, Specify**

Total



**2.3 Number and type of mechanisms established with support from the joint programme that serve to document and/or collect statistics on culture and tourism.**

**Workshops**

Total number   
Number of participants   
Women   
Men

**Statistics**

Total   
National   
Local

**Information systems**

Total

National

Local

**Cultural heritage inventories**

Total

National

Local

**Other, Specify**

Total

National

Local

**3 Cultural and tourism potential leveraged for poverty reduction and development**

**3.1 Number of individuals with improved access to new markets where they can offer cultural and/or touristic services or products**

**Citizens**

Total

Women

Men

% From Ethnic groups

**Tourism service providers**

Total

Women

Men

% From Ethnic Groups

**Culture professionals**

Total	<input type="text"/>
Women	<input type="text"/>
Men	<input type="text"/>
% From Ethnic groups	<input type="text"/>

**Artists**

Total	<input type="text"/>
Women	<input type="text"/>
Men	<input type="text"/>
% From Ethnic groups	<input type="text"/>

**Artisans**

Total	<input type="text"/>
Women	<input type="text"/>
Men	<input type="text"/>
% From Ethnic groups	<input type="text"/>

**Others, specify**

Total	<input type="text"/>
Women	<input type="text"/>
Men	<input type="text"/>
% From Ethnic Groups	<input type="text"/>

◀▶

**3.2 Based on available data, please indicate the number of individuals or groups supported by the joint programme that have experienced a positive impact on health, security and income**

**Citizens**

Total	<input type="text"/>
Women	<input type="text"/>
Men	<input type="text"/>

% From Ethnic Groups

**Culture professionals**

Total

Women

Men

% From Ethnic Groups

**Artists**

Total

Women

Men

% From Ethnic Groups

**Cultural industries**

Total

Women

Men

% From Ethnic Groups

**Artisans**

Total

Women

Men

% From Ethnic Groups

**Entrepreneurs**

Total

Women

Men

% From Ethnic Group

**Tourism Industry**

Total

Women

Men

% From Ethnic Groups


**Others, specify**

Total

Women

Men

% From Ethnic Groups



**3.3 Percentage of the above mentioned beneficiaries that have improved their livelihoods in the following aspects**

**Income**

% Of total beneficiaries

**Basic social services (health, education, etc)**


% Of total beneficiaries

**Security**

% Of total beneficiaries

**Others, specify**

% Of total beneficiaries



**3.4 Number of individuals with improved access to cultural services, products and/or infrastructure**

**Citizens**

Total

Women

Men

%from Ethnic groups

**Culture Professionals**

Total

Women

Men

%from Ethnic groups

**Artists**

Total

Women

Men

%from Ethnic groups

**Cultural industries**

Total

Women

Men

%from Ethnic groups

**Artisans**

Total

Women

Men

%from Ethnic groups

**Entrepreneurs**

Total

Women

Men

%from Ethnic groups

**Tourism Industry**

Total

Women

Men

%from Ethnic groups

**Other, Specify**

Total

Women

Men

%from Ethnic groups

---

## Joint Programme M&E framework

The template is taken from the JP document. Please, provide an updated Joint Programme M&E framework

Expected Results (Outcomes & outputs)	Indicators (with baselines & indicative timeframe)	Means of verification	Collection methods (with indicative time frame & frequency)	Responsibilities	Risks & assumptions
<p>Strengthening intercultural/religious dialogue to foster mutual understanding of heritage and the sharing of common values with a view of contributing towards social process and social cohesion.</p>	<p>Number of dialogue forums organized.</p> <p>Four dialogue forums organized in four regions.</p>	<p>Programme, government reports</p> <p>Reports from the four regions indicated the forums are organized successfully in the all the four regions,</p> <p>Project review reports</p> <p>Two thorough project review reports have been carried out in two regions to verify the progress made.</p> <p>Survey report</p> <p>A consulting firm that is conducting the survey in the six regions has submitted preliminary</p>	<p>Discussion with the targeted groups.</p> <p>Field visits</p> <p>Feedbacks collected from each region during preparatory activities.</p> <p>One Program follow - up and evaluation sessions from June 7 to 11/ 2010</p> <p>Frequent communications with regions</p>	<p>UNDP</p> <p>UNESCO</p> <p>MoCT</p> <p>BoCT</p>	<p>Delay in Fund transfer</p> <p>Delay in fund transfer</p>





	<p>2011</p> <p>Seven round tables academic discussions on promoting pluralism conducted.</p> <p>Baseline: No such discussions conducted so far</p> <p>Time frame:2009-2011</p>	<p>Reports from the four regions indicated that preparations are almost finalized in all the four regions to launch the round tables discussion forums with at least 50% female participants,</p> <p>Project review reports</p> <p>Two thorough project reviews have been carried out in two regions to verify the progress.</p> <p>Goods receiving notes(GRN)</p> <p>A consulting firm that is entrusted with the task is conducting the study in the six regions and submitted preliminary survey report. Also project review report has confirmed the progress.</p>	<p>Reviewing assessment and actual reports.</p> <p>Feedbacks/reports collected from each region</p> <p>One reviewing assessment of progress conducted from June 7 to11/2010</p> <p>.</p>	<p>UNDP</p> <p>UNESCO</p> <p>MoCT</p> <p>BoCT</p>	
--	--	--	--	---	--

	<p>Seven toolkits and seven thousand publications on best practices of in inter cultural/ religious dialogue completed.</p> <p>Baseline: No such toolkit is available.</p> <p>Time frame: 2009-2011</p> <p>Seven inter-cultural festivals organized on which about 50% of the participants are female.</p> <p>Baseline: There on-going related festivals being organized by the House of Federation</p>	<p>Feedbacks &amp; reports</p> <p>Reports from the three regions indicated that three festivals in the three regions (Harari, Amhara &amp; Addis Ababa) were successfully conducted.</p> <p>Project review</p> <p>Project reviews have been carried out in the two regions to verify the progress made.</p> <p>Workshops report.</p> <p>Reports from the four regions indicated that four workshops in the four regions were successfully conducted.</p> <p>Project review</p> <p>Project reviews have been carried out in the two regions to verify the progress made.</p>	<p>Feedbacks/reports collected from each region,</p> <p>One assessment of progress conducted form June 7 to 11/ 2010.</p>	<p>UNDP</p> <p>UNESCO</p> <p>MoCT</p> <p>BoCT</p>	<p>Delay in fund transfer</p>
--	---	---	---	---	-------------------------------

	<p>of Ethiopia.</p> <p>Time frame: 2009-2011</p> <p>Seven training workshops on promoting multilingualism conducted for local leaders on which about 50% of the participants are female.</p> <p>Baseline: No such training workshops have been conducted</p> <p>Two mapping exercises of tangible heritage in two pilot regions conducted.</p> <p>Baseline: No updated mapping</p>	<p>Periodic reports &amp; blueprints</p> <p>A consulting firm that is conducting the mapping in two pilot regions submitted preliminary survey report and project review report has confirmed the progress.</p> <p>A consulting firm that is conducting the assessment in two pilot regions submitted preliminary survey report and project review report has confirmed the progress.</p> <p>Reports from the two regions indicated that two training workshops in two regions were successfully conducted.</p> <p>preparations are almost finalized</p>	<p>Feedbacks/reports collected from the consulting firm,</p> <p>One assessment of progress conducted form June 7 to 11/2010.</p>	<p>UNDP</p> <p>UNESCO</p> <p>MoCT</p> <p>BoCT</p>	
--	--	--	--	---	--

<p>2. Developing and implementing the legal and policy framework to protect and safeguard Ethiopia's tangible, intangible, mobile, and natural heritage and enhance national capacity on museology site management and inventory of intangible heritage</p>	<p>exist</p> <p>Time frame: 2009-2011</p> <p>Two assessments of regulatory framework in two pilot regions completed</p> <p>Baseline: No such assessments have been done yet</p> <p>Time frame: 2009-2011</p> <p>Seven capacity building workshops on intangible cultural heritage conducted on which 50% of the participants are female</p> <p>Baseline: No such workshop have been conducted</p>	<p>in other two regions to launch the training Workshops</p> <p>Project review has been made c in the two pilot regions to verify t the progress made.</p> <p>A consulting firm entrusted with the task has submitted preliminary report and project review report has confirmed the progress.</p> <p>A consulting firm entrusted with the task has submitted preliminary report and project review report has confirmed the progress.</p> <p>Periodic and</p>	<p>Feedbacks/reports collected from each region,</p> <p>One assessment of progress conducted form June 7 to 11/2010.</p>	<p>UNDP</p> <p>UNESCO</p> <p>MoCT</p> <p>BoCT</p> <p>UNDP</p> <p>UNESCO</p> <p>MoCT</p> <p>BoCT</p>	
---	---	--	--	---	--

	<p>previously</p> <p>Time frame: 2009-2011</p> <p>Two assessments of the site management capacities in two pilot World Heritage Sites completed</p> <p>Baseline: No such assessments have been done yet</p> <p>Time frame: 2009-2011</p> <p>Seven training workshops in site management methodology and cultural tourism strategy</p> <p>Baseline: One site</p>	<p>annual review reports, survey results</p> <p>A consulting firm entrusted with the task has submitted preliminary report and project review report has confirmed the progress of data collection.</p> <p>Periodic and annual review reports, survey results</p> <p>A consulting firm entrusted with the task has submitted preliminary report and project review report has confirmed the progress.</p> <p>A consulting firm</p>	<p>One assessment of progress made.</p> <p>Reviewing assessment and actual reports.</p>	<p>UNDP</p> <p>UNESCO</p> <p>MoCT</p> <p>BoCT</p> <p>UNDP</p> <p>UNESCO</p>	
--	---	--	---	---	--

	<p>management training (at Aksum) has been conducted</p> <p>One assessment of the national and the selected six regions legal and policy frameworks completed,</p>	<p>entrusted with the task has submitted preliminary report and project assessment report has confirmed the progress.</p> <p>A consulting firm that is entrusted with the task has submitted preliminary report and project assessment report has confirmed the progress.</p> <p>A consulting firm that is entrusted with the task has submitted preliminary report and project assessment report has confirmed the progress.</p>	<p>Feedbacks/reports collected from the consulting firm,</p> <p>One assessment of progress conducted from June 7 to 11/2010.</p>	<p>MoCT</p> <p>BoCT</p> <p>UNDP</p> <p>UNESCO</p> <p>MoCT</p> <p>BoCT</p>	
	<p>Number of people engaged on cultural</p>				

<p>3. Harnessing the potential of cultural and creative industries, particularly heritage based activities such as handicraft and cultural</p>	<p>industries.</p> <p>Number of enabling environments created.</p> <p>Number of mobilization programs carried out</p> <p>Data collected and compiled, Centralized database established</p> <p>Procurement of equipments for Living Culture Resources Centre.</p> <p>Thirty - three key</p>	<p>A consulting firm that is entrusted with the task has submitted preliminary report and project assessment report has confirmed the progress.</p> <p>A consulting firm that is entrusted with the task has submitted preliminary report and project assessment report has confirmed the progress.</p> <p>A consulting firm that is entrusted with the task has submitted preliminary report and project assessment report has confirmed the progress.</p> <p>Reports from the two regions</p>	<p>Feedbacks/reports collected from the consulting firm,</p> <p>One assessment of progress conducted from June 7 to 11/2010.</p>	<p>UNDP</p> <p>UNESCO</p> <p>MoCT</p> <p>BoCT</p> <p>UNDP</p> <p>UNESCO</p> <p>MoCT</p> <p>BoCT</p>	
--	--	---	--	---	--



<p>tourism for income generation, economic development, and poverty alleviation.</p>	<p>actors identified.</p> <p>Baseline: Increase the number of key actors by two fold.</p> <p>Three potential customers identified</p> <p>Develop one modality of linkage between the actors along the value chain.</p>	<p>indicated that preparation for the two craft trade-fares are almost completed and project review report has confirmed the same.</p> <p>Reports from the two regions (Tigray and Amhara) indicated that preparations for trainings Of 200 participants (50% women) in the two regions are almost finalized.</p> <p>Project review has also confirmed the progress reported.</p> <p>Reports from the two regions (Tigray and Amhara) indicated that preparations for trainings 200 participants (50% women) in the two regions are almost finalized.</p>	<p>Feedbacks/reports collected from each region,</p> <p>One assessment of progress conducted form June 7 to 11/ 2010.</p>	<p>UNDP</p> <p>UNESCO</p> <p>MoCT</p> <p>BoCT</p>	
--	--	---	---	---	--

	<p>Five links within the craft industry established</p> <p>Baseline: The CHP did not create customers for the organized beneficiaries</p> <p>Time frame: 2009-11</p> <p>One linkage with other industries established</p> <p>Baseline: The CHP did not create customers for the organized beneficiaries</p> <p>Time frame: 2009-11</p> <p>Two craft trade fair established.</p> <p>Baseline: The CHP did not prepare appropriate modality for linking the beneficiaries with actors in the value chain</p> <p>Time frame: 2010-11</p> <p>Two training of</p>	<p>Project review has also confirmed the progress reported.</p> <p>Reports from the two regions (Tigray and Amhara) indicated that preparations for trainings 200 participants (50% women) in the two regions are almost finalized.</p> <p>Project review has also confirmed the progress reported.</p> <p>Reports from the two regions (Tigray and Amhara) indicated that studies are under way to determine the procurement and delivery of equipment &amp; supplies for 400 participants (50% women) in the</p>	<p>Feedbacks/reports collected from the consulting firm,</p> <p>One assessment of progress conducted form June 7 to 11/ 2010.</p> <p>Feedbacks/reports collected from the consulting firm,</p> <p>One assessment of</p>	<p>UNDP</p> <p>UNESCO</p> <p>MoCT</p> <p>BoCT</p> <p>UNDP</p> <p>UNESCO</p> <p>MoCT</p> <p>BoCT</p> <p>UNDP</p> <p>UNESCO</p>	
--	--	--	---	---	--

	<p>trainers (TOT) conducted, women and youth participation ensured.</p> <p>Baseline: Build on previous skills of CHP and</p> <p>Two trainings on craft design and production conducted.</p> <p>Women and youth full representation ensured.</p> <p>Baseline: 400 artisans trained by outside consultant hired by CHP, but now assumed by their own colleagues (TOT)</p> <p>Timeframe: 2009-11</p> <p>Two trainings on</p>	<p>two regions.</p> <p>Project review has also confirmed the progress reported.</p> <p>Reports from the region indicated that preparation for the training is underway and Project review has also confirmed the progress reported.</p> <p>A consulting firm entrusted with the task has submitted preliminary report and project assessment report has confirmed the progress.</p> <p>A consulting firm entrusted with</p>	<p>progress conducted from June 7 to 11/2010.</p> <p>Feedbacks/reports collected from the consulting firm,</p> <p>One assessment of progress conducted from June 7 to 11/2010.</p>	<p>MoCT</p> <p>BoCT</p> <p>UNDP</p> <p>UNESCO</p> <p>MoCT</p> <p>BoCT</p> <p>UNDP</p> <p>UNESCO</p> <p>MoCT</p> <p>BoCT</p>	
--	---	---	--	---	--

	<p>craft quality control and marketing conducted.</p> <p>Women and youth full representation ensured.</p> <p>Baseline: 400 artisans trained by outside consultant hired by CHP, but now assumed by their own colleagues (TOT)</p> <p>Timeframe: 2009-11</p> <p>Procure and deliver supplies for four trainings with a total of 400 trainees in Tigray and Amhara regions.</p>	<p>the task has submitted preliminary report and project assessment report has confirmed the progress.</p> <p>Reports from the six target region indicated that the preparation to organize the six forums is well underway.</p> <p>Reports from the six target region indicated that the preparation to organize the six forms is well underway</p> <p>A consulting firm that is entrusted</p>	<p>Periodic and annual review reports, survey results</p> <p>Feedbacks/reports collected from the consulting firm,</p> <p>One assessment of progress conducted from June 7 to 11/2010.</p>	<p>UNDP</p> <p>UNESCO</p> <p>MoCT</p> <p>BoCT</p> <p>UNDP</p> <p>UNESCO</p> <p>MoCT</p> <p>BoCT</p>	
--	---	---	--	---	--

	<p>One professional training in other cultural industries conducted for 200 participants with equal participation of women ensured in Addis Ababa Region.</p> <p>Baseline: Eight programs facilitated</p> <p>Two marketing strategies developed linked with regional, national and international festivals, fairs, and tourism activities.</p> <p>Baseline: No strategy developed</p> <p>Time frame: 2009-10</p> <p>Seven assessments of tourism potential of the cultural tourism assets conducted.</p>	<p>with the task has submitted preliminary report and project assessment report has confirmed the progress.</p> <p>A consulting firm that is entrusted with the task has submitted preliminary report and project assessment report has confirmed the progress.</p> <p>A consulting firm that is entrusted with the task has submitted preliminary report and project assessment report has confirmed the</p>	<p>Feedbacks/reports collected from the consulting firm,</p> <p>One assessment of progress conducted form June 7 to 11/ 2010.</p> <p>Feedbacks/reports collected from the consulting firm,</p> <p>One assessment of progress conducted form June 7 to 11/ 2010.</p>	<p>UNDP</p> <p>UNESCO</p> <p>MoCT</p> <p>BoCT</p> <p>UNDP</p> <p>UNESCO</p> <p>MoCT</p> <p>BoCT</p>	
--	--	---	---	---	--

	<p>Seven consultations with stakeholders in the cultural and tourism sector as well as civil society organizations regarding tourism possibilities conducted.</p> <p>Six awareness raising and information dissemination forums organized.</p> <p>Baseline: No awareness raising program was conduct.</p> <p>Time frame: 2009-11</p> <p>Two assessments of institutional capacity at regional and municipal level</p>	<p>progress.</p> <p>No consulting firm applied for the open advertisement to handle the task.</p> <p>Alternatively special arrangement has been made with the Ethiopian Environmental Authority.</p> <p>No report submitted.</p> <p>No consulting firm applied for</p>	<p>Feedbacks/reports collected from the consulting firm,</p> <p>One assessment of progress conducted form June 7 to 11/ 2010.</p> <p>Feedbacks/reports collected from the consulting firm,</p> <p>One assessment of progress conducted form June 7 to 11/ 2010.</p> <p>Feedbacks/reports collected from the</p>	<p>UNDP</p> <p>UNESCO</p> <p>MoCT</p> <p>BoCT</p>	
--	---	--	---	---	--

	<p>conducted and assess stakeholders structure in destination management</p> <p>Baseline: No assessment done</p> <p>Time frame: 2009</p> <p>A feasibility study on tourism industry's use of cultural assets conducted</p> <p>Baseline: No study was conducted</p> <p>Time frame: 2009-10</p> <p>Two business development service provisions for enterprise support and development developed.</p> <p>Baseline: No business development provision</p>	<p>the open advertisement to handle the task. Alternatively, special arrangement has been made with the Ethiopian Environmental Authority. No report submitted.</p> <p>No consulting firm applied for the open advertisement to handle the task. Alternatively special arrangement has been made with the Ethiopian</p>	<p>consulting firm,</p> <p>One assessment of progress conducted from June 7 to 11/2010.</p> <p>Feedbacks/reports collected from the consulting firm,</p> <p>One assessment of progress conducted from June 7 to 11/2010.</p> <p>Feedbacks/reports collected from each region,</p> <p>One assessment of progress conducted</p>	<p>UNDP</p> <p>UNESCO</p> <p>MoCT</p> <p>BoCT</p> <p>UNDP</p> <p>UNESCO</p> <p>MoCT</p>	
--	---	---	---	---	--

	<p>Time frame: 2009-10</p> <p>Seven comprehensive surveys conducted documenting the link between cultural and natural heritage protection (indigenous/traditional knowledge - natural heritage management)</p> <p>Five adaptation mechanisms developed linking traditional and modern practices in heritage preservation.</p> <p>A minimum 50% participation is envisioned for women and youth at the consultation and development processes.</p> <p>Baseline: No relevant surveys have been conducted</p> <p>No adaptation mechanisms have</p>	<p>Environmental Authority. No report submitted.</p> <p>No consulting firm applied for the open advertisement to handle the task. Special arrangement has been made with the Ethiopian Environmental Authority. No report submitted.</p> <p>No consulting firm applied for the open advertisement to handle the task. Special arrangement has been made with the Ethiopian Environmental Authority. No report submitted</p>	<p>form June 7 to 11/2010.</p> <p>Feedbacks/reports collected from each region,</p> <p>One assessment of progress conducted form June 7 to 11/2010.</p>	<p>BoCT</p> <p>UNDP</p> <p>UNESCO</p> <p>MoCT</p> <p>BoCT</p> <p>UNDP</p> <p>UNESCO</p> <p>MoCT</p> <p>BoCT</p>	
--	---	---	---	---	--



	<p>been developed</p> <p>Time frame: 2009 – 11</p> <p>Six awareness-raising sessions conducted</p> <p>Publications relevant to the project in seven local languages produced and distributed</p> <p>Baseline: No relevant awareness raising work has been done</p> <p>Time frame: 2009-11</p> <p>Community organization needs assessed, three strategies for organizing the communities designed.</p> <p>A minimum 50% participation is envisioned for women and youth at the at the consultation and development processes.</p>		<p>Feedbacks/reports collected from each region,</p> <p>One assessment of progress conducted from June 7 to 11/2010.</p> <p>Feedbacks/reports collected from each region,</p> <p>One assessment of progress conducted from June 7 to 11/2010.</p>	<p>UNDP</p> <p>UNESCO</p> <p>MoCT</p> <p>BoCT</p> <p>UNDP</p> <p>UNESCO</p> <p>MoCT</p> <p>BoCT</p>	
--	--	--	---	---	--

<p>4. Enhancement of indigenous knowledge and practices of natural heritage management as well as strengthening the link between nature and culture based sustainable development.</p>	<p>Baseline: No relevant strategies exist</p> <p>Time frame: 2009-10</p> <p>Seven community friendly development strategies developed with stakeholders' participation,</p> <p>Seven awareness-raising campaigns on the risks and benefits of tourism conducted</p> <p>Thirty-five development</p>		<p>Feedbacks/reports collected from each region,</p> <p>One assessment of progress conducted from June 7 to 11/2010.</p>	<p>UNDP</p> <p>UNESCO</p> <p>MoCT</p> <p>BoCT</p> <p>UNDP</p> <p>UNESCO</p> <p>MoCT</p> <p>BoCT</p>	
--	--	--	--	---	--

	<p>programs conducted</p> <p>Seven evaluations conducted. Lessons learned reported</p> <p>A minimum 50% participation is envisioned for women and youth at the at the consultation and development processes.</p> <p>Baseline: No strategies developed; no relevant campaigns, evaluations and reports have been developed.</p> <p>Time frame: 2009-11</p>		<p>Feedbacks/reports collected from the region,</p> <p>One assessment of progress conducted form June 7 to 11/ 2010.</p> <p>Feedbacks/reports collected from the consulting firm,</p> <p>One assessment of progress conducted form June 7 to 11/</p>	<p>UNDP</p> <p>UNESCO</p> <p>O</p> <p>MoCT</p> <p>BoCT</p> <p>UNDP</p> <p>UNESCO</p> <p>O</p> <p>MoCT</p> <p>BoCT</p>	
--	--	--	--	---	--

			<p>2010.</p> <p>Feedbacks/reports collected from the consulting firm,</p> <p>One assessment of progress conducted from June 7 to 11/ 2010.</p>	<p>UNDP</p> <p>UNESC</p> <p>O</p> <p>MoCT</p> <p>BoCT</p>	
			<p>Feedbacks/reports collected from the consulting firm,</p> <p>One assessment of progress conducted from June 7 to 11/ 2010.</p>		

			<p>Feedbacks/reports collected from the region,</p> <p>One assessment of progress conducted from June 7 to 11/2010.</p>	<p>UNDP</p> <p>UNESCO</p> <p>MoCT</p> <p>BoCT</p>	
			<p>Feedbacks/reports collected from the consulting firm,</p> <p>One assessment of progress conducted from June 7 to 11/2010.</p>	<p>UNDP</p> <p>UNESCO</p> <p>MoCT</p> <p>BoCT</p>	

			<p>Feedbacks/reports collected from the consulting firm,</p> <p>One assessment of progress conducted from June 7 to 11/2010.</p>		
			<p>Feedbacks/reports collected from the consulting firm,</p> <p>One assessment of</p>		

			progress conducted form June 7 to 11/ 2010.		
--	--	--	---	--	--