


**MDG Achievement Fund**




Financial Reporting on Sources and Uses of Funds  
 For the period ending 31 December 2010  
 (Amounts in United States Dollars)

**UNITED NATIONS DEVELOPMENT PROGRAMME (Multi-Donor Trust Fund Office)**


	Prior Years as of		TOTAL
	31 Dec 2009	Current Year Jan-Dec 2010	
<b>Sources of Funds</b>			
Gross Donor Contributions (shown by Donor in Annex 1)	694,220,372	11,574,600	705,794,972
Fund Earned Interest Income	6,818,720	4,999,451	11,818,171
Interest Income received from Participating Organizations	95,159	1,337,348	1,432,507
Refunds by Administrative Agent (Interest/Others)	(2,880,772)	(3,967,491)	(6,848,263)
Other Revenues	-	-	-
<b>Total: Sources Of Funds</b>	<b>698,253,478</b>	<b>13,943,909</b>	<b>712,197,387</b>
<b>Uses Of Funds</b>			
Transfers to Participating Organizations (Annex 2)	253,663,728	166,409,673	420,073,401
Refunds received from Participating Organizations (Annex 3)	-	(15,000)	(15,000)
<b>Net Funded Amount to Participating Organizations</b>	<b>253,663,728</b>	<b>166,394,673</b>	<b>420,058,401</b>
Administrative Agent Fees	6,873,469	114,600	6,988,069
Direct Costs: (Steering Committee, Secretariat etc) [Annex 4]	-	-	-
Bank Charges	1,975	-	1,975
Other Expenditures	-	-	-
<b>Total: Uses of Funds</b>	<b>260,539,172</b>	<b>166,509,273</b>	<b>427,048,445</b>
<b>Balance of Funds Available</b>	<b>437,714,306</b>	<b>(152,565,364)</b>	<b>285,148,942</b>

Cleared by:   
 Bisrat Akillu  
 Executive Coordinator  
 Multi-Donor Trust Fund Office  
 Bureau of Management, UNDP

Date: 1/6/11

Certified by:   
 Parsakh Shah  
 Deputy Assistant Administrator, Deputy Director and  
 Chief Finance Officer  
 Bureau of Management, UNDP

Date: 3/15/11



**MDG Achievement Fund**

Financial Reporting on Sources and Uses of Funds  
 For the period ending 31 December 2010  
 (Amounts in United States Dollars)

**UNITED NATIONS DEVELOPMENT PROGRAMME (Multi-Donor Trust Fund Office)**

**Annex - 1: Gross Donor Contributions**

Donors	Prior Years as of	Current Year	TOTAL
	31 Dec 2009	Jan-Dec 2010	
GOVERNMENT OF SPAIN	694,220,372	11,574,600	705,794,972
<b>Total: Donor Contributions</b>	<b>694,220,372</b>	<b>11,574,600</b>	<b>705,794,972</b>

**MDG Achievement Fund**

Financial Reporting on Sources and Uses of Funds  
For the period ending 31 December 2010  
(Amounts in United States Dollars)

**UNITED NATIONS DEVELOPMENT PROGRAMME (Multi-Donor Trust Fund Office)**

**Annex - 2: Transfers to Participating Organizations**

	Prior Years as of		Current Year	TOTAL
	31 Dec 2009	Jan-Dec 2010		
Transfers to Participating Organizations from Donor Contributions				
ECLAC	75,649	90,000	165,649	
ESCAP	214,000	-	214,000	
FAO	28,197,630	17,434,794	45,632,424	
IFAD	227,910	272,130	500,040	
ILO	14,332,983	11,607,440	25,940,423	
IOM	7,308,919	3,906,893	11,215,812	
ITC	265,756	824,028	1,089,784	
UNAIDS	358,320	264,755	623,075	
UNCDF	530,067	311,959	842,026	
UNHABITAT	3,350,918	1,917,614	5,268,532	
UNCTAD	291,500	200,090	491,590	
UNDC	2,524,706	555,137	3,079,843	
UNEP	4,620,710	4,501,317	9,122,027	
UNESCO	22,594,154	15,467,575	38,061,729	
UNFPA	15,046,259	10,615,564	25,661,823	
OHCHR	96,300	331,700	428,000	
UNHCR	1,528,959	456,561	1,985,520	
UNICEF	34,429,228	19,372,888	53,802,116	
UNIDO	8,714,100	5,279,125	13,993,225	
UNWOMEN	11,249,098	6,054,277	17,303,375	
UNOPS	917,514	-	917,514	
UNRWA	769,026	464,164	1,233,190	
WFP	9,321,561	6,551,788	15,873,349	
WHO	4,460,568	3,074,967	7,535,535	
UNWTO	2,941,977	2,095,202	5,037,179	
UNDP	72,469,798	49,524,347	121,994,145	
PAHO/WHO	6,826,118	5,235,358	12,061,476	
<b>Sub-Total: Transfers to Participating Organizations from Donor Contributions</b>	<b>253,663,728</b>	<b>166,409,673</b>	<b>420,073,401</b>	
Transfers to Participating Organizations from Earned Interest	-	-	-	
<b>Sub-Total: Transfers to Participating Organizations from Earned Interest</b>	<b>-</b>	<b>-</b>	<b>-</b>	
<b>Total Transfers to Participating Organizations</b>	<b>253,663,728</b>	<b>166,409,673</b>	<b>420,073,401</b>	



**MDG Achievement Fund**

Financial Reporting on Sources and Uses of Funds

For the period ending 31 December 2010  
(Amounts in United States Dollars)

**UNITED NATIONS DEVELOPMENT PROGRAMME (Multi-Donor Trust Fund Office)**

**Annex - 3: Refunds received from Participating Organizations**

	Prior Years as of 31 Dec 2009	Current Year Jan-Dec 2010	TOTAL
002100 - UNDP	-	(15,000)	(15,000)
<b>Total Refunds received from Participating Organizations</b>	-	(15,000)	(15,000)

**MDG Achievement Fund**

Financial Reporting on Sources and Uses of Funds

For the period ending 31 December 2010  
(Amounts in United States Dollars)



**UNITED NATIONS DEVELOPMENT PROGRAMME (Multi-Donor Trust Fund Office)**

**Annex - 4: Direct Costs**

	Prior Years as of 31 Dec 2009	Current Year Jan-Dec 2010	TOTAL
Total Direct Costs charged to DONOR Contributions account	-	-	-
Total Direct costs charged to the Interest Income account	-	-	-
<b>Total Direct Cost</b>	-	-	-