

Mozambique One UN Fund

Financial Reporting on Sources and Uses of Funds

For the period ending 31 December 2010  
(Amounts in United States Dollars)

UNITED NATIONS DEVELOPMENT PROGRAMME (Multi-Donor Trust Fund Office)

	Prior Years as of 31 Dec 2009	Current Year Jan-Dec 2010	TOTAL
<b>Sources of Funds</b>			
Gross Donor Contributions (shown by Donor in Annex 1)	35,696,493	23,399,200	59,095,693
Fund Earned Interest Income	349,393	87,983	337,296
Interest Income received from Participating Organizations	261	134,874	135,136
Refunds by Administrative Agent (Interest/Others)	-	-	-
Other Revenues	-	-	-
<b>Total: Sources Of Funds</b>	<b>35,946,147</b>	<b>23,621,977</b>	<b>59,568,125</b>
<b>Uses Of Funds</b>			
Transfers to Participating Organizations (Annex 2)	33,992,560	20,654,898	54,647,458
Refunds received from Participating Organizations (Annex 3)	-	-	-
<b>Net Funded Amount to Participating Organizations</b>	<b>33,992,560</b>	<b>20,654,898</b>	<b>54,647,458</b>
Administrative Agent Fees	356,965	233,992	590,957
Direct Costs: (Steering Committee, Secretariat etc) (Annex 4)	-	-	-
Bank Charges	66	-	66
Other Expenditures	77,566	(77,566)	-
<b>Total: Uses of Funds</b>	<b>34,427,156</b>	<b>20,811,325</b>	<b>55,238,481</b>
<b>Balance of Funds Available</b>	<b>1,518,991</b>	<b>2,810,653</b>	<b>4,329,644</b>

Approved by:

Date: 14/5/2011

Jocelyn Mason  
Country Director  
UNDP, Mozambique

Cleared by:

Date: 17/5/2011


Bisrat Akililu  
Executive Coordinator  
Multi-Donor Trust Fund Office  
Bureau of Management, UNDP

Certified by:

Date: 11/05/2011

Darshak Shah  
Deputy Assistant Administrator, Deputy Director and  
Chief Finance Officer  
Bureau of Management, UNDP

*[Handwritten signature]*



Mozambique One UN Fund

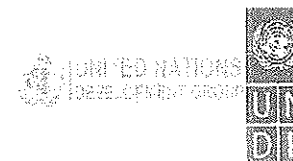
Financial Reporting on Sources and Uses of Funds

For the period ending 31 December 2010  
(Amounts in United States Dollars)

UNITED NATIONS DEVELOPMENT PROGRAMME (Multi-Donor Trust Fund Office)

Annex - 1: Gross Donor Contributions

	Prior Years as of 31 Dec 2009	Current Year Jan-Dec 2010	TOTAL
<b>Donors</b>			
GOVERNMENT OF NETHERLANDS	1,743,120	2,620,200	4,363,320
GOVERNMENT OF NORWAY	4,572,788	-	4,572,788
GOVERNMENT OF SPAIN	12,000,000	-	12,000,000
GOVERNMENT OF SWEDEN	638,400	-	638,400
CANADIAN INTERNATIONAL DEVELOP	9,154,444	-	9,154,444
DEPARTMENT FOR INT'L DEVELOPME	96,741	-	96,741
Expanded DaO Funding Window	7,491,000	20,779,000	28,270,000
<b>Total: Donor Contributions</b>	<b>35,696,493</b>	<b>23,399,200</b>	<b>59,095,693</b>



## Mozambique One UN Fund


### Financial Reporting on Sources and Uses of Funds

For the period ending 31 December 2010  
(Amounts in United States Dollars)

UNITED NATIONS DEVELOPMENT PROGRAMME (Multi-Donor Trust Fund Office)

#### Annex - 2: Transfers to Participating Organizations

	Prior Years as of 31 Dec 2009	Current Year Jan-Dec 2010	TOTAL
<b>Transfers to Participating Organizations from Donor Contributions</b>			
FAO	3,245,571	1,499,400	4,744,971
ILO	3,132,573	1,123,200	4,255,773
IOM	1,013,707	514,800	1,528,507
ITC	70,000	190,000	260,000
UNAIDS	348,218	142,000	490,218
UNCF	390,432	810,000	1,200,432
UNEP/WHO	1,065,843	383,000	1,448,843
UNCTAD	60,000	120,000	180,000
UNODC	100,000	50,000	150,000
UNESCO	2,188,179	1,923,300	4,111,479
UNFPA	2,051,675	1,347,300	3,398,975
UNHCR	422,045	406,000	828,045
UNICEF	4,583,039	3,623,400	8,206,439
UNIDO	2,063,415	290,000	2,353,415
UNWOMEN	803,193	1,440,000	2,243,193
WFP	5,106,507	4,035,200	9,141,707
WEO	1,539,028	1,260,900	2,799,928
UNDP	5,809,135	1,526,398	7,335,533
<b>Sub-Total: Transfers to Participating Organizations from Donor Contributions</b>	<b>33,992,560</b>	<b>20,654,898</b>	<b>54,647,458</b>
<b>Transfers to Participating Organizations from Earned Interest</b>			
<b>Sub-Total: Transfers to Participating Organizations from Earned Interest</b>	<b>-</b>	<b>-</b>	<b>-</b>
<b>Total Transfers to Participating Organizations</b>	<b>33,992,560</b>	<b>20,654,898</b>	<b>54,647,458</b>



Mozambique One UN Fund  
Financial Reporting on Sources and Uses of Funds


For the period ending 31 December 2010  
(Amounts in United States Dollars)

UNITED NATIONS DEVELOPMENT PROGRAMME (Multi-Donor Trust Fund Office)

Annex - 3: Refunds received from Participating Organizations

	Prior Years as of 31 Dec 2009	Current Year Jan-Dec 2010	TOTAL
--	----------------------------------	------------------------------	-------

No Activity



**Mozambique One UN Fund**  
 Financial Reporting on Sources and Uses of Funds  
 For the period ending 31 December 2010  
 (Amounts in United States Dollars)

UNITED NATIONS DEVELOPMENT PROGRAMME (Multi-Donor Trust Fund Office)

Annex - 4: Direct Costs

	Prior Years as of 31 Dec 2009	Current Year Jan-Dec 2010	TOTAL
Total Direct Costs charged to DONOR Contributions account	-	-	-
Total Direct costs charged to the Interest Income account	-	-	-
<b>Total Direct Cost</b>	-	-	-