

JP - Guatemala Maya Programme

Financial Reporting on Sources and Uses of Funds

For the period ending 31 December 2010
(Amounts in United States Dollars)

UNITED NATIONS DEVELOPMENT PROGRAMME (Multi-Donor Trust Fund Office)

	Prior Years as of 31 Dec 2009	Current Year Jan-Dec 2010	TOTAL
Sources of Funds			
Gross Donor Contributions (shown by Donor in Annex 1)	2,622,545	2,097,371	4,719,916
Fund Earned Interest Income	2,550	67	2,617
Interest Income received from Participating Organizations	-	6,544	6,544
Refunds by Administrative Agent (Interest/Others)	-	-	-
Other Revenues	-	-	-
Total: Sources Of Funds	2,625,095	2,103,981	4,729,076
Uses Of Funds			
Transfers to Participating Organizations (Annex 2)	1,480,412	3,192,302	4,672,714
Refunds received from Participating Organizations (Annex 3)	-	-	-
Net Funded Amount to Participating Organizations	1,480,412	3,192,302	4,672,714
Administrative Agent Fees	26,225	20,974	47,199
Direct Costs: (Steering Committee, Secretariat etc) [Annex 4]	-	-	-
Bank Charges	-	-	-
Other Expenditures	-	-	-
Total: Uses of Funds	1,506,637	3,213,276	4,719,913
Balance of Funds Available	1,118,457	(1,109,295)	9,163

Cleared by _____


Bisrat Aklilu
Executive Coordinator
Multi- Donor Trust Fund Office
Bureau of Management, UNDP

Date: 12/5/2011

Certified by _____

Garshak Shah
Deputy Assistant Administrator, Deputy Director and
Chief Finance Officer
Bureau of Management, UNDP

Date: 31/5/11



JP - Guatemala Maya Programme

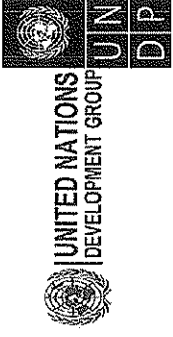
Financial Reporting on Sources and Uses of Funds

For the period ending 31 December 2010
(Amounts in United States Dollars)

UNITED NATIONS DEVELOPMENT PROGRAMME (Multi-Donor Trust Fund Office)

Annex - 1: Gross Donor Contributions

	Prior Years as of 31 Dec 2009	Current Year Jan-Dec 2010	TOTAL
Donors			
GOVERNMENT OF NORWAY	2,622,545	2,097,371	4,719,916
Total: Donor Contributions	2,622,545	2,097,371	4,719,916



JP - Guatemala Maya Programme

Financial Reporting on Sources and Uses of Funds

For the period ending 31 December 2010
(Amounts in United States Dollars)

UNITED NATIONS DEVELOPMENT PROGRAMME (Multi-Donor Trust Fund Office)

Annex - 2: Transfers to Participating Organizations

	Prior Years as of 31 Dec 2009	Current Year Jan-Dec 2010	TOTAL
Transfers to Participating Organizations from Donor Contributions			
OHCHR	473,732	573,964	1,047,696
UNICEF	473,732	1,257,678	1,731,410
UNDP	532,948	1,360,660	1,893,608
Sub-Total: Transfers to Participating Organizations from Donor Contributions	1,480,412	3,192,302	4,672,714
Transfers to Participating Organizations from Earned Interest			
Sub-Total: Transfers to Participating Organizations from Earned Interest	-	-	-
Total Transfers to Participating Organizations	1,480,412	3,192,302	4,672,714



JP - Guatemala Maya Programme

Financial Reporting on Sources and Uses of Funds


For the period ending 31 December 2010
(Amounts in United States Dollars)

UNITED NATIONS DEVELOPMENT PROGRAMME (Multi-Donor Trust Fund Office)

Annex - 3: Refunds received from Participating Organizations

Prior Years as of 31 Dec 2009	Current Year Jan-Dec 2010	TOTAL
----------------------------------	------------------------------	-------

No Activity



JP - Guatemala Maya Programme

Financial Reporting on Sources and Uses of Funds

For the period ending 31 December 2010
(Amounts in United States Dollars)

UNITED NATIONS DEVELOPMENT PROGRAMME (Multi-Donor Trust Fund Office)

Annex - 4: Direct Costs

	Prior Years as of 31 Dec 2009	Current Year Jan-Dec 2010	TOTAL
Total Direct Costs charged to DONOR Contributions account	-	-	-
Total Direct costs charged to the Interest Income account	-	-	-
Total Direct Cost	-	-	-