

**JP - Uganda Support for AIDS**

Financial Reporting on Sources and Uses of Funds

For the period ending 31 December 2010  
(Amounts in United States Dollars)

**UNITED NATIONS DEVELOPMENT PROGRAMME (Multi-Donor Trust Fund Office)**

	Prior Years as of 31 Dec 2009	Current Year Jan-Dec 2010	TOTAL
<b>Sources of Funds</b>			
Gross Donor Contributions (shown by Donor in Annex 1)	4,168,017	2,049,529	6,217,547
Fund Earned Interest Income	3,658	1,213	4,871
Interest Income received from Participating Organizations	-	5,140	5,140
Refunds by Administrative Agent (Interest/Others)	-	-	-
Other Revenues	-	-	-
<b>Total: Sources Of Funds</b>	<b>4,171,675</b>	<b>2,055,882</b>	<b>6,227,557</b>
<b>Uses Of Funds</b>			
Transfers to Participating Organizations (Annex 2)	4,098,979	2,064,788	6,163,767
Refunds received from Participating Organizations (Annex 3)	-	(70,940)	(70,940)
<b>Net Funded Amount to Participating Organizations</b>	<b>4,098,979</b>	<b>1,993,848</b>	<b>6,092,827</b>
Administrative Agent Fees	41,680	20,495	62,175
Direct Costs: (Steering Committee, Secretariat etc) [Annex 4]	-	-	-
Bank Charges	-	-	-
Other Expenditures	-	-	-
<b>Total: Uses of Funds</b>	<b>4,140,660</b>	<b>2,014,343</b>	<b>6,155,003</b>
<b>Balance of Funds Available</b>	<b>31,016</b>	<b>41,539</b>	<b>72,554</b>

Cleared by:

Bisrat Aklilu  
Executive Coordinator  
Multi-Donor Trust Fund Office  
Bureau of Management, UNDP

Date:


18/1/2011

Certified by

Darshak Shah  
Deputy Assistant Administrator, Deputy Director and  
Chief Finance Officer  
Bureau of Management, UNDP

Date:

31/1/11



**JP - Uganda Support for AIDS**

Financial Reporting on Sources and Uses of Funds

For the period ending 31 December 2010  
(Amounts in United States Dollars)

**UNITED NATIONS DEVELOPMENT PROGRAMME (Multi-Donor Trust Fund Office)**

Annex - 1: Gross Donor Contributions

	Prior Years as of 31 Dec 2009	Current Year Jan-Dec 2010	TOTAL
Donors			
IRISH AID	4,168,017	2,049,529	6,217,547
<b>Total: Donor Contributions</b>	<b>4,168,017</b>	<b>2,049,529</b>	<b>6,217,547</b>



**JP - Uganda Support for AIDS**


Financial Reporting on Sources and Uses of Funds

For the period ending 31 December 2010  
(Amounts in United States Dollars)

**UNITED NATIONS DEVELOPMENT PROGRAMME (Multi-Donor Trust Fund Office)**

**Annex - 2: Transfers to Participating Organizations**

	Prior Years as of 31 Dec. 2009	Current Year Jan-Dec. 2010	TOTAL
<b>Transfers to Participating Organizations from Donor Contributions</b>			
FAO	65,056	105,543	170,599
ILO	171,200	79,017	250,217
IOM	285,744	94,285	380,029
UNAIDS	414,699	647,784	1,062,483
UNODC	85,600	-	85,600
UNESCO	32,100	35,181	67,281
UNFPA	251,744	324,726	576,470
OHCHR	172,912	-	172,912
UNHCR	176,029	-	176,029
UNICEF	657,515	394,026	1,051,541
UNWOMEN	42,800	-	42,800
WFP	160,500	-	160,500
WHO	1,359,114	384,226	1,743,340
UNDP	223,967	-	223,967
<b>Sub-Total: Transfers to Participating Organizations from Donor Contributions</b>	<b>4,098,979</b>	<b>2,064,788</b>	<b>6,163,767</b>
<b>Transfers to Participating Organizations from Earned Interest</b>			
<b>Sub-Total: Transfers to Participating Organizations from Earned Interest</b>	<b>-</b>	<b>-</b>	<b>-</b>
<b>Total Transfers to Participating Organizations</b>	<b>4,098,979</b>	<b>2,064,788</b>	<b>6,163,767</b>



**JP - Uganda Support for AIDS**


Financial Reporting on Sources and Uses of Funds

For the period ending 31 December 2010  
(Amounts in United States Dollars)

**UNITED NATIONS DEVELOPMENT PROGRAMME (Multi-Donor Trust Fund Office)**

Annex - 3: Refunds received from Participating Organizations

	Prior Years as of 31 Dec 2009	Current Year Jan-Dec 2010	TOTAL
OHCHR	-	(70,940)	(70,940)
<b>Total Refunds received from Participating Organizations</b>	-	<b>(70,940)</b>	<b>(70,940)</b>



**JP - Uganda Support for AIDS**

Financial Reporting on Sources and Uses of Funds

For the period ending 31 December 2010  
(Amounts in United States Dollars)

**UNITED NATIONS DEVELOPMENT PROGRAMME (Multi-Donor Trust Fund Office)**

Annex - 4: Direct Costs

	Prior Years as of 31 Dec 2009	Current Year Jan-Dec 2010	TOTAL
Total Direct Costs charged to DONOR Contributions account	-	-	-
Total Direct costs charged to the Interest Income account	-	-	-
<b>Total Direct Cost</b>	-	-	-