



JP - TFYR Macedonia Dom Violen

Financial Reporting on Sources and Uses of Funds

For the period ending 31 December 2010
(Amounts in United States Dollars)

UNITED NATIONS DEVELOPMENT PROGRAMME (Multi-Donor Trust Fund Office)

	Prior Years as of 31 Dec 2009	Current Year Jan-Dec 2010	TOTAL
Sources of Funds			
Gross Donor Contributions (shown by Donor in Annex 1)	620,776	638,000	1,258,776
Fund Earned Interest Income	6,514	2,198	8,712
Interest Income received from Participating Organizations	-	8,177	8,177
Refunds by Administrative Agent (Interest/Others)	-	-	-
Other Revenues	-	-	-
Total: Sources Of Funds	627,290	648,375	1,275,666
Uses Of Funds			
Transfers to Participating Organizations (Annex 2)	554,198	691,990	1,246,188
Refunds received from Participating Organizations (Annex 3)	-	-	-
Net Funded Amount to Participating Organizations	554,198	691,990	1,246,188
Administrative Agent Fees	6,208	6,380	12,588
Direct Costs: (Steering Committee, Secretariat etc) [Annex 4]	-	-	-
Bank Charges	-	-	-
Other Expenditures	-	-	-
Total: Uses of Funds	560,406	698,370	1,258,776
Balance of Funds Available	66,885	(49,995)	16,890


Cleared by: Bisrat Akillu
 Executive Coordinator
 Multi-Donor Trust Fund Office
 Bureau of Management, UNDP

Date: 12/15/11

Certified by:

Darsnyx Snaou
 Deputy Assistant Administrator, Deputy Director and
 Chief Finance Officer
 Bureau of Management, UNDP

Date: 3/15/11



JP - TFYR Macedonia Dom Violen


Financial Reporting on Sources and Uses of Funds

For the period ending 31 December 2010
(Amounts in United States Dollars)

UNITED NATIONS DEVELOPMENT PROGRAMME (Multi-Donor Trust Fund Office)

Annex - 1: Gross Donor Contributions

	Prior Years as of 31 Dec 2009	Current Year Jan-Dec 2010	TOTAL
Donors			
GOVERNMENT OF NETHERLANDS	620,776	638,000	1,258,776
Total: Donor Contributions	620,776	638,000	1,258,776



JP - TFYR Macedonia Dom Violen


Financial Reporting on Sources and Uses of Funds

For the period ending 31 December 2010
(Amounts in United States Dollars)

UNITED NATIONS DEVELOPMENT PROGRAMME (Multi-Donor Trust Fund Office)

Annex - 2: Transfers to Participating Organizations

	Prior Years as of 31 Dec 2009	Current Year Jan-Dec 2010	TOTAL
Transfers to Participating Organizations from Donor Contributions			
UNFPA	116,261	227,233	343,494
UNICEF	73,421	22,925	96,346
UNWOMEN	53,064	19,113	72,177
WHO	40,326	104,047	144,373
UNDP	271,126	318,672	589,798
Sub-Total: Transfers to Participating Organizations from Donor Contributions	554,198	691,990	1,246,188
Transfers to Participating Organizations from Earned Interest			
Sub-Total: Transfers to Participating Organizations from Earned Interest	-	-	-
Total Transfers to Participating Organizations	554,198	691,990	1,246,188



JP - TFYR Macedonia Dom Violen

Financial Reporting on Sources and Uses of Funds


For the period ending 31 December 2010
(Amounts in United States Dollars)

UNITED NATIONS DEVELOPMENT PROGRAMME (Multi-Donor Trust Fund Office)

Annex - 3: Refunds received from Participating Organizations

	Prior Years as of 31 Dec 2009	Current Year Jan-Dec 2010	TOTAL
--	----------------------------------	------------------------------	-------

No Activity



JP - TFYR Macedonia Dom Violen

Financial Reporting on Sources and Uses of Funds

For the period ending 31 December 2010
(Amounts in United States Dollars)

UNITED NATIONS DEVELOPMENT PROGRAMME (Multi-Donor Trust Fund Office)

Annex - 4: Direct Costs

	Prior Years as of 31 Dec 2009	Current Year Jan-Dec 2010	TOTAL
Total Direct Costs charged to DONOR Contributions account	-	-	-
Total Direct costs charged to the Interest Income account	-	-	-
Total Direct Cost	-	-	-