


JP Serbia SCILD

Financial Reporting on Sources and Uses of Funds

For the period ending 31 December 2010
(Amounts in United States Dollars)



UNITED NATIONS DEVELOPMENT PROGRAMME (Multi-Donor Trust Fund Office)

	Prior Years as of	Current Year	TOTAL
	31 Dec 2009	Jan-Dec 2010	
Sources of Funds			
Gross Donor Contributions (shown by Donor in Annex 1)	-	3,309,737	3,309,737
Fund Earned Interest Income	-	23,497	23,497
Interest Income received from Participating Organizations	-	-	-
Refunds by Administrative Agent (Interest/Others)	-	-	-
Other Revenues	-	-	-
Total: Sources Of Funds	-	3,333,234	3,333,234
Uses Of Funds			
Transfers to Participating Organizations (Annex 2)	-	1,014,656	1,014,656
Refunds received from Participating Organizations (Annex 3)	-	-	-
Net Funded Amount to Participating Organizations	-	1,014,656	1,014,656
Administrative Agent Fees	-	33,097	33,097
Direct Costs: (Steering Committee, Secretariat etc) [Annex 4]	-	-	-
Bank Charges	-	-	-
Other Expenditures	-	-	-
Total: Uses of Funds	-	1,047,753	1,047,753
Balance of Funds Available	-	2,285,481	2,285,481

Cleared by:

Bisrat Akillu
Executive Coordinator
Multi-Donor Trust Fund Office
Bureau of Management, UNDP

Date: 12/5/2011

Certified by:

Farshah Shah
Deputy Assistant Administrator, Deputy Director and
Chief Finance Officer
Bureau of Management, UNDP

Date: 3/15/11



JP Serbia SCILD


Financial Reporting on Sources and Uses of Funds

For the period ending 31 December 2010
(Amounts in United States Dollars)

UNITED NATIONS DEVELOPMENT PROGRAMME (Multi-Donor Trust Fund Office)

Annex - 1: Gross Donor Contributions

	Prior Years as of 31 Dec 2009	Current Year Jan-Dec 2010	TOTAL
Donors			
GOVERNMENT OF NORWAY	-	1,358,358	1,358,358
SWEDISH INT'L DEVELOPMENT COOP	-	1,451,379	1,451,379
SWISS AGY FOR DEVELOPMENT & CO	-	500,000	500,000
Total: Donor Contributions	-	3,309,737	3,309,737



JP Serbia SCILD

Financial Reporting on Sources and Uses of Funds

For the period ending 31 December 2010
(Amounts in United States Dollars)

UNITED NATIONS DEVELOPMENT PROGRAMME (Multi-Donor Trust Fund Office)

Annex - 2: Transfers to Participating Organizations

	Prior Years as of 31 Dec 2009	Current Year Jan-Dec 2010	TOTAL
Transfers to Participating Organizations from Donor Contributions			
ILO	-	300,000	300,000
UNICEF	-	364,656	364,656
UNDP	-	350,000	350,000
Sub-Total: Transfers to Participating Organizations from Donor Contributions	-	1,014,656	1,014,656
Transfers to Participating Organizations from Earned Interest			
Sub-Total: Transfers to Participating Organizations from Earned Interest	-	-	-
Total Transfers to Participating Organizations	-	1,014,656	1,014,656



JP Serbia SCILD

Financial Reporting on Sources and Uses of Funds


For the period ending 31 December 2010
(Amounts in United States Dollars)

UNITED NATIONS DEVELOPMENT PROGRAMME (Multi-Donor Trust Fund Office)

Annex - 3: Refunds received from Participating Organizations

	Prior Years as of 31 Dec 2009	Current Year Jan-Dec 2010	TOTAL
--	----------------------------------	------------------------------	-------

No Activity



JP Serbia SCILD

Financial Reporting on Sources and Uses of Funds

For the period ending 31 December 2010
(Amounts in United States Dollars)

UNITED NATIONS DEVELOPMENT PROGRAMME (Multi-Donor Trust Fund Office)

Annex - 4: Direct Costs

	Prior Years as of 31 Dec 2009	Current Year Jan-Dec 2010	TOTAL
Total Direct Costs charged to DONOR Contributions account	-	-	-
Total Direct costs charged to the Interest Income account	-	-	-
Total Direct Cost	-	-	-