



# CONSOLIDATED ANNUAL FINANCIAL REPORT of the Administrative Agent

## Ebola Response MPTF

for the period 1 January to 31 December 2022

**UN Multi-Partner Trust Fund Office**  
United Nations Development Programme  
**GATEWAY:** <https://mptf.undp.org>

**May 2023**



**United Nations  
MPTF Office**

**Ebola Response MPTF**  
**Financial Report**  
**prepared by the Administrative Agent**

**May 2023**

## DEFINITIONS

### **Allocation**

Amount approved by the Steering Committee for a project/programme.

### **Approved Project/Programme**

A project/programme including budget, etc., that is approved by the Steering Committee for fund allocation purposes.

### **Contributor Commitment**

Amount(s) committed by a contributor to a Fund in a signed Standard Administrative Arrangement with the UNDP Multi-Partner Trust Fund Office (MPTF Office), in its capacity as the Administrative Agent. A commitment may be paid or pending payment.

### **Contributor Deposit**

Cash deposit received by the MPTF Office for the Fund from a contributor in accordance with a signed Standard Administrative Arrangement.

### **Delivery Rate**

The percentage of funds that have been utilized, calculated by comparing expenditures reported by a Participating Organization against the 'net funded amount'. This does not include expense commitments by Participating Organisations.

### **Indirect Support Costs**

A general cost that cannot be directly related to any particular programme or activity of the Participating Organizations. UNSDG policy establishes a fixed indirect cost rate of 7% of programmable costs for inter-agency pass-through MPTFs.

### **Net Funded Amount**

Amount transferred to a Participating Organization less any refunds transferred back to the MPTF Office by a Participating Organization.

### **Participating Organization**

A UN Organization or other inter-governmental Organization that is a partner in a Fund, as represented by signing a Memorandum of Understanding (MOU) with the MPTF Office for a particular Fund.

### **Project Expenditure**

The sum of expenses and/or expenditure reported by all Participating Organizations for a Fund irrespective of which basis of accounting each Participating Organization follows for donor reporting.

### **Project Financial Closure**

A project or programme is considered financially closed when all financial obligations of an operationally completed project or programme have been settled, and no further financial charges may be incurred.

### **Project Operational Closure**

A project or programme is considered operationally closed when all programmatic activities for which Participating Organization(s) received funding have been completed.

### **Project Start Date**

Project/ Joint programme start date as per the programmatic document.

### **Total Approved Budget**

This represents the cumulative amount of allocations approved by the Steering Committee.

### **US Dollar Amount**

The financial data in the report is recorded in US Dollars

## TABLE OF CONTENTS

Introduction	5
1. Sources and Uses of Funds	6
2. Partner Contributions	7
3. Expenditure and Financial Delivery Rates	8
4. Cost Recovery	10
5. Accountability and Transparency	10

## INTRODUCTION

This Consolidated Annual Financial Report of the **Ebola Response MPTF** is prepared by the United Nations Development Programme (UNDP) Multi-Partner Trust Fund Office (MPTF Office) in fulfillment of its obligations as Administrative Agent, as per the terms of Reference (TOR), the Memorandum of Understanding (MOU) signed between the UNDP MPTF Office and the Participating Organizations, and the Standard Administrative Arrangement (SAA) signed with contributors.

The MPTF Office, as Administrative Agent, is responsible for concluding an MOU with Participating Organizations and SAAs with contributors. It receives, administers and

manages contributions, and disburses these funds to the Participating Organizations. The Administrative Agent prepares and submits annual consolidated financial reports, as well as regular financial statements, for transmission to stakeholders.

This consolidated financial report covers the period 1 January to 31 December 2022 and provides financial updates on projects of the **Ebola Response MPTF**, as posted on the MPTF Office GATEWAY (<https://mptf.undp.org/fund/ebo00>).

## 2022 FINANCIAL PERFORMANCE

This chapter presents financial data and analysis of the **Ebola Response MPTF** using the pass-through funding modality as of 31 December 2022. Financial information for this Fund is also available on the MPTF Office GATEWAY, at the following address:

<https://mptf.undp.org/fund/ebo00>.

This Multi-Partner Trust Fund operationally closed on **30 November 2018** and is in the process of being financially closed. Subsequent to Operational Closure, Participating Organization finalise all expenses, financially close their portion of each project/programme and report final expenses along with a final refund (if any) to the MPTFO. Once all Participating Organisations have completed financial closure, any remaining balance will be finalized in line with the MOU and the MPTF will be financially closed.

## 1. SOURCES AND USES OF FUNDS

As of 31 December 2022, **47** contributors deposited US\$ **166,358,262** and US\$ **261,739** was earned in interest.

The cumulative source of funds was US\$ **165,912,995**.

Of this amount, US\$ **163,708,268** has been net funded to **14** Participating Organizations, of which US\$ **163,715,120** has been reported as expenditure. The Administrative Agent fee has been charged at the approved rate of 1% on deposits and amounts to US\$ **1,663,583**. Table 1 provides an overview of the overall sources, uses, and balance of the **Ebola Response MPTF** as of 31 December 2022.

**Table 1 Financial Overview, as of 31 December 2022 (in US Dollars)**

	Annual 2021	Annual 2022	Cumulative
<b>Sources of Funds</b>			
Contributions from donors	-	-	166,358,262
<b>Sub-total Contributions</b>	<b>-</b>	<b>-</b>	<b>166,358,262</b>
Fund Interest and Investment Income Earned	2,048	6,300	234,695
Interest Income received from Participating Organizations	-	-	27,044
Refunds by Administrative Agent to Contributors	-	-	(707,006)
<b>Total: Sources of Funds</b>	<b>2,048</b>	<b>6,300</b>	<b>165,912,995</b>
<b>Use of Funds</b>			
Transfers to Participating Organizations	-	-	169,507,218
Refunds received from Participating Organizations	-	(979)	(7,086,196)
<b>Net Funded Amount</b>	<b>-</b>	<b>(979)</b>	<b>162,421,021</b>
Administrative Agent Fees	-	-	1,663,583
Direct Costs	-	-	1,287,246
Bank Charges	15	12	1,651
<b>Total: Uses of Funds</b>	<b>15</b>	<b>(967)</b>	<b>165,373,501</b>
<b>Change in Fund cash balance with Administrative Agent</b>	<b>2,033</b>	<b>7,267</b>	<b>539,494</b>
Opening Fund balance (1 January)	530,194	532,227	-
<b>Closing Fund balance (31 December)</b>	<b>532,227</b>	<b>539,494</b>	<b>539,494</b>
Net Funded Amount (Includes Direct Cost)	-	(979)	163,708,268
Participating Organizations Expenditure (Includes Direct Cost)	(464)	(57,469)	163,715,120
<b>Balance of Funds with Participating Organizations</b>	<b>464</b>	<b>56,490</b>	<b>(6,852)</b>

## 2. PARTNER CONTRIBUTIONS

Table 2 provides information on cumulative contributions received from all contributors to this fund as of 31 December **2022**.

The **Ebola Response MPTF** was financed by **47** contributors, as listed in the table below.

The table includes financial commitments made by the contributors through signed Standard Administrative Agreements with an anticipated deposit date as per the schedule of payments by 31 December **2022** and deposits received by the same date. It does not include commitments that were made to the fund beyond **2022**.

**Table 2. Contributions, as of 31 December 2022 (in US Dollars)**

Contributors	Total Commitments	Prior Years as of 31-Dec-2021 Deposits	Current Year Jan-Dec-2022 Deposits	Total Deposits
Government of Australia	8,755,000	8,755,000	-	8,755,000
Government of Belgium	8,945,028	8,945,028	-	8,945,028
Government of Bolivia (Plurinational State of)	1,000,000	1,000,000	-	1,000,000
Government of Brazil	602,845	602,845	-	602,845
Government of Canada	7,154,056	7,154,056	-	7,154,056
Government of Chile	300,000	300,000	-	300,000
Government of China	11,000,000	11,000,000	-	11,000,000
Government of Colombia	100,000	100,000	-	100,000
Government of Cyprus	6,350	6,350	-	6,350
Government of Czechia	205,052	205,052	-	205,052
Government of Denmark	5,042,695	5,042,695	-	5,042,695
Government of Estonia	50,216	50,216	-	50,216
Government of Finland	8,824,590	8,824,590	-	8,824,590
Government of Georgia	25,000	25,000	-	25,000
Government of Germany	11,606,933	11,606,933	-	11,606,933
Government of Guyana	50,363	50,363	-	50,363
Government of Holy See	20,000	20,000	-	20,000
Government of India	10,000,000	10,000,000	-	10,000,000
Irish Aid	1,233,100	1,233,100	-	1,233,100
Government of Israel	8,750,000	8,750,000	-	8,750,000
Government of Japan	5,940,000	5,940,000	-	5,940,000
Government of Kazakhstan	50,000	50,000	-	50,000
Government of Latvia	48,876	48,876	-	48,876
Government of Luxembourg	902,060	902,060	-	902,060
Malaysia, including MySDG Foundation	100,000	100,000	-	100,000
Government of Malta	62,295	62,295	-	62,295
Government of Mauritius	20,000	20,000	-	20,000
Government of Montenegro	5,000	5,000	-	5,000

Government of New Zealand	1,169,400	1,169,400	-	1,169,400
Non-profit Organization	20,000	20,000	-	20,000
Government of Norway	2,061,147	2,061,147	-	2,061,147
Government of Peru	48,479	48,479	-	48,479
Government of Philippines	2,041,742	2,041,742	-	2,041,742
Government of Portugal	30,293	30,293	-	30,293
Private Sector	10,350	10,350	-	10,350
Government of Republic of Korea	10,000,000	10,000,000	-	10,000,000
Government of Romania	40,000	40,000	-	40,000
Royal Charity Organization	1,000,000	1,000,000	-	1,000,000
Government of Russian Federation	1,000,000	1,000,000	-	1,000,000
Sida	13,217,001	13,217,001	-	13,217,001
Swiss Agency for Development and Cooperation	4,927,079	4,927,079	-	4,927,079
Government of Togo	1,581	1,581	-	1,581
Government of Turkey	1,500,000	1,500,000	-	1,500,000
UN Foundation/UN Partnership Office	300,371	300,371	-	300,371
Government of United Kingdom of Great Britain and Northern Ireland	31,884,000	31,884,000	-	31,884,000
Government of Venezuela (Bolivarian Republic of)	5,000,000	5,000,000	-	5,000,000
Volvo Group	1,307,360	1,307,360	-	1,307,360
<b>Grand Total</b>	<b>166,358,262</b>	<b>166,358,262</b>	<b>-</b>	<b>166,358,262</b>



### 3. EXPENDITURE AND FINANCIAL DELIVERY RATES

All final expenditures reported are submitted as certified financial information by the Headquarters of the Participating Organizations. These were consolidated by the MPTF Office.

Joint programme/ project expenditures are incurred and monitored by each Participating Organization, and are reported to the Administrative Agent as per the agreed upon categories for inter-agency harmonized reporting. The expenditures are reported via the MPTF Office's online expenditure reporting tool. The **2022** expenditure data has been posted on the MPTF Office GATEWAY at <https://mptf.undp.org/fund/ebo00>.

### 3.1 EXPENDITURE REPORTED BY PARTICIPATING ORGANIZATION

In **2022**, US\$ **-57,469** was reported in expenditure.

As shown in table below, the cumulative net funded amount is US\$ **162,421,021** and cumulative expenditures reported by the Participating Organizations amount to US\$ **162,427,874**. This equates to an overall Fund expenditure delivery rate of **100** percent.

**Table 3.1 Net Funded Amount and Reported Expenditures by Participating Organization, as of 31 December 2022 (in US Dollars)**

Participating Organization	Approved Amount	Net Funded Amount	Expenditure			Delivery Rate %
			Prior Years as of 31-Dec-2021	Current Year Jan-Dec-2022	Cumulative	
FAO	212,166	201,355	201,355	-	201,355	100.00
ICAO	1,000,000	829,690	829,690	-	829,690	100.00
ILO	284,620	283,809	283,809	-	283,809	100.00
IOM	600,000	600,000	600,000	-	600,000	100.00
UNAIDS	165,850	165,850	165,850	-	165,850	100.00
UNDP	33,108,199	32,557,954	32,566,051	(1,244)	32,564,806	100.02
UNFPA	9,817,819	9,400,156	9,400,156	-	9,400,156	100.00
UNHABITAT	53,500	52,521	108,745	(56,224)	52,521	100.00
UNICEF	25,686,754	25,661,004	25,661,004	-	25,661,004	100.00
UNMEER	8,328,304	3,818,391	3,818,391	-	3,818,391	100.00
UNOPS	4,501,490	3,768,191	3,768,191	-	3,768,191	100.00
UNWOMEN	472,673	463,526	463,526	-	463,526	100.00
WFP	40,611,862	40,584,014	40,584,014	-	40,584,014	100.00
WHO	44,496,848	44,034,561	44,034,561	-	44,034,561	100.00
<b>Grand Total</b>	<b>169,340,086</b>	<b>162,421,021</b>	<b>162,485,342</b>	<b>(57,469)</b>	<b>162,427,874</b>	<b>100.00</b>

### 3.2. Expenditures Reported by Category

Project expenditures are incurred and monitored by each Participating Organization and are reported as per the agreed categories for inter-agency harmonized reporting.

**Table 3.2. Expenditure by UNSDG Budget Category, as of 31 December 2022 (in US Dollars)**

Category	Expenditures			Percentage of Total Programme Cost
	Prior Years Cumulative as of 31-Dec-2021	Current Year Jan-Dec-2022	Total	
Staff & Personnel Cost	11,742,522	(9,888)	11,732,634	7.72
Supplies, commodities and materials	10,782,063	-	10,782,063	7.10
Equipment, vehicles, furniture and depreciation	22,808,639	-	22,808,639	15.01
Contractual Services Expenses	59,993,060	(172)	59,992,888	39.49
Travel	10,901,452	(24,597)	10,876,855	7.16
Transfers and Grants	19,492,816	-	19,492,816	12.83
General Operating	16,270,712	(19,058)	16,251,654	10.70
<b>Programme Costs Total</b>	<b>151,991,264</b>	<b>(53,714)</b>	<b>151,937,550</b>	<b>100.00</b>
<sup>1</sup> Indirect Support Costs Total	10,494,078	(3,754)	10,490,324	6.90
<b>Grand Total</b>	<b>162,485,342</b>	<b>(57,469)</b>	<b>162,427,874</b>	<b>-</b>

**1 Indirect Support Costs** charged by Participating Organization, based on their financial regulations, can be deducted upfront or at a later stage during implementation. The percentage may therefore appear to exceed the 7% agreed-upon for on-going projects. Once projects are financially closed, this number is not to exceed 7%.

#### 4. COST RECOVERY

Cost recovery policies for the Fund are guided by the applicable provisions of the Terms of Reference, the MOU concluded between the Administrative Agent and Participating Organizations, and the SAAs concluded between the Administrative Agent and Contributors, based on rates approved by UNDG.

The policies in place, as of 31 December 2022, were as follows:

- **The Administrative Agent (AA) fee:** 1% is charged at the time of contributor deposit and covers services provided on that contribution for the entire duration of the Fund. Cumulatively, as of 31 December **2022**, US\$ **1,663,583** has been charged in AA-fees.
- **Indirect Costs of Participating Organizations:** Participating Organizations may charge 7% indirect costs. In the current reporting period US\$ **-3,754** was deducted in indirect costs by Participating Organizations. Cumulatively, indirect costs amount to US\$ **10,490,324** as of 31 December **2022**.

#### 5. ACCOUNTABILITY AND TRANSPARENCY

In order to effectively provide fund administration services and facilitate monitoring and reporting to the UN system and its partners, the MPTF Office has developed a public website, the MPTF Office Gateway (<https://mptf.undp.org>). Refreshed in real time every two hours from an internal enterprise resource planning system, the MPTF Office Gateway has become a standard setter for providing transparent and accountable trust fund administration services.

The Gateway provides financial information including: contributor commitments and deposits, approved programme budgets, transfers to and expenditures reported by Participating Organizations, interest income and other expenses. In addition, the Gateway provides an overview of the MPTF Office portfolio and extensive information on individual Funds, including their purpose, governance structure and key documents. By providing easy access to the growing number of narrative and financial reports, as well as related project documents, the Gateway collects and preserves important institutional knowledge and facilitates knowledge sharing and management among UN Organizations and their development partners, thereby contributing to UN coherence and development effectiveness.

#### 6. DIRECT COSTS

The Fund governance mechanism may approve an allocation to a Participating Organization to cover costs associated with Fund coordination covering overall coordination, and fund level reviews and evaluations. These allocations are referred to as 'direct costs'. Cumulatively, as of 31 December 2022, US\$ 1,287,246 has been charged as Direct Costs.

Participating Organization	Current Year Net Funded Amount	Current Year Expenditure	Total Net Funded Amount	Total Expenditure
UNDP	-	-	1,287,246	1,287,246
Total	-	-	1,287,246	1,287,246

# **Ebola Response MPTF**

## **Annexes to Financial Report**

## Annex 1. EXPENDITURE BY PROJECT GROUPED BY THEME/OUTCOME

Annex 1 displays the net funded amounts, expenditures reported and the financial delivery rates by Theme/Outcome by project/ joint programme and Participating Organization

### Annex 1 Expenditure by Project within Theme/Outcome

Theme/Outcome / Project No. and Project Title	Participating Organization	Project Status	Total Approved Amount	Net Funded Amount	Total Expenditure	Delivery Rate %
<b>RSO1 Health Nutrition WASH</b>						
00096703 RSO1 #33 LBR RESTORING MIDWIFE	UNFPA	Financially Closed	1,000,000	1,000,000	1,000,000	100.00
00097566 RSO1 #46 LBR UPGRADING WATER A	ILO	Financially Closed	284,620	283,809	283,809	100.00
00097566 RSO1 #46 LBR UPGRADING WATER A	UNHABITAT	Financially Closed	53,500	52,521	52,521	100.00
00097566 RSO1 #46 LBR UPGRADING WATER A	UNICEF	Financially Closed	661,880	661,880	661,880	100.00
00102292 RSO1 #63 SLE EVD SURVIVORS SUP	UNAIDS	Financially Closed	165,850	165,850	165,850	100.00
00102292 RSO1 #63 SLE EVD SURVIVORS SUP	WHO	Financially Closed	429,070	392,208	392,208	100.00
<b>RSO1 Health Nutrition WASH: Total</b>			<b>2,594,920</b>	<b>2,556,268</b>	<b>2,556,268</b>	<b>100.00</b>
<b>RSO2 Socio-Economic Revitalizn</b>						
00096705 RSO2 #43 GIN STRENGTHENING COM	UNDP	Financially Closed	458,651	458,079	458,079	100.00
00096705 RSO2 #43 GIN STRENGTHENING COM	UNFPA	Financially Closed	290,077	281,925	281,925	100.00
00099263 RSO2 #52 GIN RECOVERY SUPPORT	UNDP	Operationally Closed	1,500,000	1,500,000	1,500,000	100.00
<b>RSO2 Socio-Economic Revitalizn: Total</b>			<b>2,248,728</b>	<b>2,240,004</b>	<b>2,240,003</b>	<b>100.00</b>
<b>RSO3 Basic Service &amp; Infrastr</b>						
00096723 RSO3 #45 SLE EBOLA SURVIVORS -	UNICEF	Financially Closed	788,456	788,456	788,456	100.00
00096723 RSO3 #45 SLE EBOLA SURVIVORS -	WHO	Financially Closed	258,940	258,940	258,940	100.00
00100017 RSO3 #55 GIN EMERGENCY MATERNA	UNFPA	Financially Closed	999,998	991,814	991,814	100.00
<b>RSO3 Basic Service &amp; Infrastr: Total</b>			<b>2,047,395</b>	<b>2,039,210</b>	<b>2,039,210</b>	<b>100.00</b>
<b>RSO4 Govern PeaceBldg Cohesion</b>						
00096708 RSO4 #44 GIN GOVERNMENT SUPPOR	UNDP	Financially Closed	247,915	244,887	244,887	100.00
00103816 RSO4 #56 SLE SUPPORT TO THE GO	UNDP	Financially Closed	250,000	239,695	239,695	100.00
<b>RSO4 Govern PeaceBldg Cohesion: Total</b>			<b>497,915</b>	<b>484,582</b>	<b>484,582</b>	<b>100.00</b>
<b>SO1 STOP the outbreak</b>						
00093218 MCA01 #10 LBR INTERRUPT TRANSM	UNDP	Financially Closed	3,398,610	3,391,659	3,391,659	100.00

00093218	MCA01 #10 LBR INTERRUPT TRANSM	UNFPA	Financially Closed	4,549,552	4,186,735	4,186,735	100.00
00093218	MCA01 #10 LBR INTERRUPT TRANSM	WHO	Financially Closed	3,655,050	3,399,196	3,399,196	100.00
00093251	MCA01 #16 GIN EPIDEM DIST MNGM	WHO	Financially Closed	6,308,640	6,308,640	6,308,640	100.00
00093252	MCA01 #16 LBR EPIDEM DIST MNGM	WHO	Financially Closed	5,312,789	5,312,789	5,312,789	100.00
00093253	MCA01 #16 SLE EPIDEM DIST MNGM	WHO	Financially Closed	5,065,084	5,016,253	5,016,253	100.00
00094960	MCA01 #35 GIN Sensitization an	WHO	Financially Closed	400,000	400,000	400,000	100.00
00095447	MCA02 #30 GIN RED CROSS REINFO	UNDP	Financially Closed	454,193	407,086	407,086	100.00
00095447	MCA02 #30 GIN RED CROSS REINFO	WHO	Financially Closed	545,807	545,807	545,807	100.00
00095944	MCA02 #32 GIN SAFE BURIALS	UNDP	Financially Closed	4,458,330	4,451,397	4,451,397	100.00
00096318	MCA01 #17 SLE STRNG EVD SURVIL	WHO	Financially Closed	2,073,205	2,073,205	2,073,205	100.00
00101174	MCA2 #58 Strengthening the Ebo	UNDP	Operationally Closed	198,395	198,395	198,207	99.91
<b>SO1 STOP the outbreak: Total</b>				<b>36,419,655</b>	<b>35,691,163</b>	<b>35,690,975</b>	<b>100.00</b>

<b>SO2 TREAT the infected</b>							
00092448	MCA03 #1 LBR AIR SERVICES	WFP	Financially Closed	4,000,000	4,000,000	4,000,000	100.00
00092450	MCA03 #1 GIN AIR SERVICES	WFP	Financially Closed	4,000,000	4,000,000	4,000,000	100.00
00092527	MCA03 #1 SLE AIR SERVICES	WFP	Financially Closed	4,675,724	4,675,724	4,675,724	100.00
00092528	MCA03 #1 SLE TRANSP ESS. ITEMS	WFP	Financially Closed	11,052,470	11,052,470	11,052,470	100.00
00092529	MCA03 #1 GIN ESTABLISHMNT ETUs	WFP	Financially Closed	2,687,375	2,687,375	2,687,375	100.00
00092530	MCA03 #1 SLE COMMUNCTN EQPMNT	WFP	Financially Closed	167,547	167,547	167,547	100.00
00092643	MCA03 #1 LBR TRANSP ESS. ITEMS	WFP	Financially Closed	3,780,000	3,780,000	3,780,000	100.00
00092644	MCA03 #1 GIN TRANSP ESS. ITEMS	WFP	Financially Closed	3,780,000	3,780,000	3,780,000	100.00
00092847	MCA03 #1 GIN STORAGE CAPACITY	WFP	Financially Closed	658,902	658,902	658,902	100.00
00093219	MCA03 #23 GIN CCCs	UNICEF	Financially Closed	9,813,619	9,813,619	9,813,619	100.00
00093254	MCA03 #16 GIN IPC DISTRCT MNGM	WHO	Financially Closed	1,990,380	1,990,380	1,990,380	100.00
00093255	MCA03 #16 LBR IPC DISTRCT MNGM	WHO	Financially Closed	1,212,945	1,212,945	1,212,945	100.00
00093256	MCA03 #16 SLE IPC DISTRCT MNGM	WHO	Financially Closed	1,302,584	1,302,584	1,302,584	100.00
00093282	MCA03 #1 LBR STORAGE CAPACITY	WFP	Financially Closed	1,592,796	1,592,796	1,592,796	100.00
00093283	MCA03 #1 SLE STORAGE CAPACITY	WFP	Financially Closed	658,902	658,902	658,902	100.00
00093284	MCA04 #1 GIN UN	WFP	Financially Closed	1,577,030	1,577,030	1,577,030	100.00

CLINICS			Closed				
00093285	MCA04 #1 SLE UN CLINICS	WFP	Financially Closed	1,392,970	1,392,970	1,392,970	100.00
00096294	MCA04 #40 GIN UN MEDICAL CLINI	UNDP	Financially Closed	608,518	535,296	535,296	100.00
00096306	MCA04 #40 SLE UN MEDICAL CLINI	UNDP	Financially Closed	609,900	605,058	605,058	100.00
00098865	MCA03 #54 GIN VACCINATION COHO	WHO	Financially Closed	299,547	299,547	299,547	100.00
00099916	MCA3 #57 GIN VACCINATION COHOR	WHO	Financially Closed	1,199,603	1,179,553	1,179,553	100.00
00101175	MCA3 #58 Strengthening the Ebo	UNDP	Financially Closed	396,970	396,970	396,970	100.00
<b>SO2 TREAT the infected: Total</b>				<b>57,457,782</b>	<b>57,359,668</b>	<b>57,359,668</b>	<b>100.00</b>

SO3 ENSURE essential services							
00092902	MCA07 #6 PAYMNT EBOLA WORKERS	UNDP	Operationally Closed	524,300	524,300	466,509	88.98
00092903	MCA07 #8 LBR PAYMNT EBOLA WORK	UNDP	Operationally Closed	2,245,832	2,150,123	2,150,123	100.00
00092904	MCA07 #7 GIN PAYMNT EBOLA WORK	UNDP	Operationally Closed	2,204,200	2,204,200	2,194,523	99.56
00092905	MCA07 #9 SLE PAYMNT EBOLA WORK	UNDP	Operationally Closed	1,261,625	1,260,910	1,301,718	103.24
00093136	MCA06 #4 LBR CHILDREN PROTECTN	UNICEF	Financially Closed	4,007,578	4,007,218	4,007,218	100.00
00094514	MCA08 SLE #15 EBOLA SURVIVORS	UNDP	Operationally Closed	1,635,337	1,627,554	1,629,597	100.13
00094514	MCA08 SLE #15 EBOLA SURVIVORS	UNWOMEN	Operationally Closed	472,673	463,526	463,526	100.00
00095545	MCA08 #38 SLE RED CROSS EBOLA	UNDP	Financially Closed	1,975,640	1,975,640	1,975,640	100.00
00096725	MCA06 #48 SLE SOCIAL MOBILIZAT	UNICEF	Financially Closed	856,000	856,000	856,000	100.00
00100247	MCA6 #53 LBR STRENGTHENING REP	UNFPA	Financially Closed	650,000	637,692	637,692	100.00
00100247	MCA6 #53 LBR STRENGTHENING REP	UNICEF	Financially Closed	200,000	200,000	200,000	100.00
00100247	MCA6 #53 LBR STRENGTHENING REP	WHO	Financially Closed	150,000	146,405	146,405	100.00
00101177	MCA6 #59 Prevent new Infection	UNICEF	Financially Closed	1,000,000	987,373	987,373	100.00
00102805	MCA6 #62 LBR IMPROVING MATERNA	UNFPA	Financially Closed	519,860	516,864	516,864	100.00
00102805	MCA6 #62 LBR IMPROVING MATERNA	UNICEF	Financially Closed	498,620	498,620	498,620	100.00
00102805	MCA6 #62 LBR IMPROVING MATERNA	WHO	Financially Closed	481,500	481,500	481,500	100.00
00104216	MCA6 #64 LBR COMMUNITY PERCEPT	WHO	Financially Closed	249,952	249,952	249,952	100.00
<b>SO3 ENSURE essential services: Total</b>				<b>18,933,116</b>	<b>18,787,877</b>	<b>18,763,261</b>	<b>99.87</b>

SO4 PRESERVE stability							
00093105	MCA11 #3 GIN SOCIAL MOB&COMMUN	UNDP	Financially Closed	809,000	808,326	808,326	100.00

00093105	MCA11 #3 GIN SOCIAL MOB&COMMUN	UNICEF	Financially Closed	3,139,364	3,136,832	3,136,832	100.00
00093189	MCA10 #22 LBR EBOLA CHARTERS	UNICEF	Financially Closed	322,898	322,898	322,898	100.00
00093220	MCA11 #25 LBR OUTRCH&AWARNES	UNICEF	Financially Closed	283,088	278,402	278,402	100.00
00093223	MCA10 #22 SLE EBOLA CHARTERS	UNICEF	Financially Closed	278,558	278,558	278,558	100.00
00093226	MCA10 #22 GIN EBOLA CHARTERS	UNICEF	Financially Closed	276,262	276,262	276,262	100.00
00093526	MCA09 #16 GIN DISTRICT LOGISTI	WHO	Financially Closed	2,618,660	2,618,660	2,618,660	100.00
00093527	MCA09 #16 LBR DISTRICT LOGISTI	WHO	Financially Closed	2,574,893	2,574,893	2,574,893	100.00
00093528	MCA09 #16 SLE DISTRICT LOGISTI	WHO	Financially Closed	2,026,848	2,026,848	2,026,848	100.00
00093970	MCA11 #16 GIN DISTRICT SOCIAL	WHO	Financially Closed	570,788	570,788	570,788	100.00
00093971	MCA11 #16 LBR DISTRICT SOCIAL	WHO	Financially Closed	552,963	552,963	552,963	100.00
00093972	MCA11 #16 SLE DISTRICT SOCIAL	WHO	Financially Closed	473,469	473,469	473,469	100.00
00094442	MCA11 #29 GIN SUPPORT CBU's MRU	UNDP	Financially Closed	1,308,752	1,307,757	1,307,757	100.00
00094442	MCA11 #29 GIN SUPPORT CBU's MRU	UNFPA	Financially Closed	631,300	627,303	627,303	100.00
00094442	MCA11 #29 GIN SUPPORT CBU's MRU	UNICEF	Financially Closed	896,020	896,020	896,020	100.00
00095292	MCA11 #36 GIN SOCIAL MOBILIZAT	UNICEF	Financially Closed	999,915	995,780	995,780	100.00
00096648	MCA09 #42 GIN PREVENT EVD SPRE	UNDP	Financially Closed	991,467	789,513	789,513	100.00
00096724	MCA11 #47 GIN SOCIAL MOBILIZAT	UNICEF	Financially Closed	909,500	908,089	908,089	100.00
00101347	MCA10 #61 Ebola Flare-up expen	WFP	Financially Closed	400,000	400,000	400,000	100.00
<b>SO4 PRESERVE stability: Total</b>				<b>20,063,745</b>	<b>19,843,362</b>	<b>19,843,362</b>	<b>100.00</b>

#### SO5 PREVENT

00092648	MCA13 #11LBR QUICK IMPCT PRJCT	UNDP	Financially Closed	344,277	341,345	341,345	100.00
00092648	MCA13 #11LBR QUICK IMPCT PRJCT	UNMEER	Financially Closed	1,000,000	625,635	625,635	100.00
00092649	MCA13 #11GIN QUICK IMPCT PRJCT	UNDP	Financially Closed	1,000,000	994,738	994,738	100.00
00092649	MCA13 #11GIN QUICK IMPCT PRJCT	UNMEER	Financially Closed	2,006,672	1,006,672	1,006,672	100.00
00092650	MCA13 #11SLE QUICK IMPCT PRJCT	UNDP	Financially Closed	630,000	606,707	606,707	100.00
00092650	MCA13 #11SLE QUICK IMPCT PRJCT	UNMEER	Financially Closed	1,500,000	796,014	796,014	100.00
00092907	MCA13 #17 SLE RRSTs ESTABLISHM	UNMEER	Financially Closed	2,643,548	598,511	598,511	100.00
00092907	MCA13 #17 SLE RRSTs ESTABLISHM	UNOPS	Financially Closed	4,501,490	3,768,191	3,768,191	100.00
00092908	MCA13 #18 SLE NERC	UNMEER	Financially Closed	1,178,084	791,558	791,558	100.00



SECRETARIAT			Closed				
00093085	MCA13 #2 AVIA EBOLA ACTN PLAN	ICAO	Financially Closed	1,000,000	829,690	829,690	100.00
00093086	MCA13 #5 SLE DETENTION CENTERS	UNDP	Financially Closed	1,201,725	1,188,421	1,188,421	100.00
00096704	MCA13 #41 EBOLA RESPONSE INTER	WHO	Financially Closed	119,000	119,000	119,000	100.00
00097554	MCA13 #49 GIN SUPPORT TO THE U	UNDP	Operationally Closed	983,231	983,231	1,014,894	103.22
00097555	MCA13 #50 SLE SUPPORT TO THE U	UNDP	Financially Closed	695,527	681,561	681,561	100.00
00097556	MCA13 #51 LBR SUPPORT TO THE U	UNDP	Financially Closed	132,840	132,840	132,840	100.00
00101176	MCA13 #58 Strengthening the Eb	UNDP	Financially Closed	404,635	404,635	404,635	100.00
00106848	MCA13 #65 GIN SUPPORT PREPARED	UNDP	Operationally Closed	795,031	795,031	795,024	100.00
00106848	MCA13 #65 GIN SUPPORT PREPARED	UNFPA	Operationally Closed	446,757	442,813	442,813	100.00
00106848	MCA13 #65 GIN SUPPORT PREPARED	UNICEF	Operationally Closed	446,033	446,033	446,033	100.00
00106848	MCA13 #65 GIN SUPPORT PREPARED	WFP	Operationally Closed	188,146	160,298	160,298	100.00
00106848	MCA13 #65 GIN SUPPORT PREPARED	WHO	Operationally Closed	624,033	624,033	624,033	100.00
00106849	MCA13 #66 LBR SUPPORT PREPARED	FAO	Financially Closed	212,166	201,355	201,355	100.00
00106849	MCA13 #66 LBR SUPPORT PREPARED	IOM	Financially Closed	600,000	600,000	600,000	100.00
00106849	MCA13 #66 LBR SUPPORT PREPARED	UNDP	Financially Closed	650,000	650,000	650,000	100.00
00106849	MCA13 #66 LBR SUPPORT PREPARED	WHO	Financially Closed	1,046,325	1,035,380	1,035,380	100.00
00106850	MCA13 #67 SLE SUPPORT PREPARED	UNFPA	Financially Closed	730,275	715,010	715,010	100.00
00106850	MCA13 #67 SLE SUPPORT PREPARED	UNICEF	Financially Closed	308,963	308,963	308,963	100.00
00106850	MCA13 #67 SLE SUPPORT PREPARED	WHO	Financially Closed	1,456,773	1,370,623	1,370,623	100.00
00106851	MCA13 #68 DRC STRENGTHENING EB	WHO	Financially Closed	1,070,000	1,070,000	1,070,000	100.00
00107937	MCA13 #17 SLE STRENGTHENING LO	UNDP	Financially Closed	733,299	702,598	702,598	100.00
00111013	MCA13 #69 WHO Strategic Respon	WHO	Financially Closed	428,000	428,000	428,000	100.00
<b>SO5 PREVENT: Total</b>				<b>29,076,830</b>	<b>23,418,887</b>	<b>23,450,543</b>	<b>100.14</b>

<b>Grand Total</b>	<b>169,340,086</b>	<b>162,421,021</b>	<b>162,427,874</b>	<b>100.00</b>
--------------------	--------------------	--------------------	--------------------	---------------

## Annex 2. EXPENDITURE BY PROJECT GROUPED BY COUNTRY

Annex 2 displays the net funded amounts, expenditures reported and the financial delivery rates by Country by project/ joint programme and Participating Organization

**Table Annex 2 Expenditure by Project, grouped by Country**

Country / Project No. and Project Title		Participating Organization	Total Approved Amount	Net Funded Amount	Total Expenditure	Delivery Rate %
<b>Congo (the Democratic Republic of the)</b>						
00106851	MCA13 #68 DRC STRENGTHENING EB	WHO	1,070,000	1,070,000	1,070,000	100.00
00111013	MCA13 #69 WHO Strategic Respon	WHO	428,000	428,000	428,000	100.00
<b>Congo (the Democratic Republic of the): Total</b>			<b>1,498,000</b>	<b>1,498,000</b>	<b>1,498,000</b>	<b>100.00</b>
<b>Global and Interregional</b>						
00092902	MCA07 #6 PAYMNT EBOLA WORKERS	UNDP	524,300	524,300	466,509	88.98
00093085	MCA13 #2 AVIA EBOLA ACTN PLAN	ICAO	1,000,000	829,690	829,690	100.00
00096704	MCA13 #41 EBOLA RESPONSE INTER	WHO	119,000	119,000	119,000	100.00
<b>Global and Interregional: Total</b>			<b>1,643,300</b>	<b>1,472,990</b>	<b>1,415,200</b>	<b>96.08</b>
<b>Guinea</b>						
00092450	MCA03 #1 GIN AIR SERVICES	WFP	4,000,000	4,000,000	4,000,000	100.00
00092529	MCA03 #1 GIN ESTABLISHMNT ETUs	WFP	2,687,375	2,687,375	2,687,375	100.00
00092644	MCA03 #1 GIN TRANSP ESS. ITEMS	WFP	3,780,000	3,780,000	3,780,000	100.00
00092649	MCA13 #11GIN QUICK IMPCT PRJCT	UNDP	1,000,000	994,738	994,738	100.00
00092649	MCA13 #11GIN QUICK IMPCT PRJCT	UNMEER	2,006,672	1,006,672	1,006,672	100.00
00092847	MCA03 #1 GIN STORAGE CAPACITY	WFP	658,902	658,902	658,902	100.00
00092904	MCA07 #7 GIN PAYMNT EBOLA WORK	UNDP	2,204,200	2,204,200	2,194,523	99.56
00093105	MCA11 #3 GIN SOCIAL MOB&COMMUN	UNDP	809,000	808,326	808,326	100.00
00093105	MCA11 #3 GIN SOCIAL MOB&COMMUN	UNICEF	3,139,364	3,136,832	3,136,832	100.00
00093219	MCA03 #23 GIN CCCs	UNICEF	9,813,619	9,813,619	9,813,619	100.00
00093226	MCA10 #22 GIN EBOLA CHARTERS	UNICEF	276,262	276,262	276,262	100.00
00093251	MCA01 #16 GIN EPIDEM DIST MNGM	WHO	6,308,640	6,308,640	6,308,640	100.00
00093254	MCA03 #16 GIN IPC DISTRCT MNGM	WHO	1,990,380	1,990,380	1,990,380	100.00
00093284	MCA04 #1 GIN UN CLINICS	WFP	1,577,030	1,577,030	1,577,030	100.00
00093526	MCA09 #16 GIN DISTRICT LOGISTI	WHO	2,618,660	2,618,660	2,618,660	100.00

00093970	MCA11 #16 GIN DISTRICT SOCIAL	WHO	570,788	570,788	570,788	100.00
00094442	MCA11 #29 GIN SUPPORT CBU's MRU	UNDP	1,308,752	1,307,757	1,307,757	100.00
00094442	MCA11 #29 GIN SUPPORT CBU's MRU	UNFPA	631,300	627,303	627,303	100.00
00094442	MCA11 #29 GIN SUPPORT CBU's MRU	UNICEF	896,020	896,020	896,020	100.00
00094960	MCA01 #35 GIN Sensitization an	WHO	400,000	400,000	400,000	100.00
00095292	MCA11 #36 GIN SOCIAL MOBILIZAT	UNICEF	999,915	995,780	995,780	100.00
00095447	MCA02 #30 GIN RED CROSS REINFO	UNDP	454,193	407,086	407,086	100.00
00095447	MCA02 #30 GIN RED CROSS REINFO	WHO	545,807	545,807	545,807	100.00
00095944	MCA02 #32 GIN SAFE BURIALS	UNDP	4,458,330	4,451,397	4,451,397	100.00
00096294	MCA04 #40 GIN UN MEDICAL CLINI	UNDP	608,518	535,296	535,296	100.00
00096648	MCA09 #42 GIN PREVENT EVD SPRE	UNDP	991,467	789,513	789,513	100.00
00096705	RSO2 #43 GIN STRENGTHENING COM	UNDP	458,651	458,079	458,079	100.00
00096705	RSO2 #43 GIN STRENGTHENING COM	UNFPA	290,077	281,925	281,925	100.00
00096708	RSO4 #44 GIN GOVERNMENT SUPPOR	UNDP	247,915	244,887	244,887	100.00
00096724	MCA11 #47 GIN SOCIAL MOBILIZAT	UNICEF	909,500	908,089	908,089	100.00
00097554	MCA13 #49 GIN SUPPORT TO THE U	UNDP	983,231	983,231	1,014,894	103.22
00098865	MCA03 #54 GIN VACCINATION COHO	WHO	299,547	299,547	299,547	100.00
00099263	RSO2 #52 GIN RECOVERY SUPPORT	UNDP	1,500,000	1,500,000	1,500,000	100.00
00099916	MCA3 #57 GIN VACCINATION COHOR	WHO	1,199,603	1,179,553	1,179,553	100.00
00100017	RSO3 #55 GIN EMERGENCY MATERNA	UNFPA	999,998	991,814	991,814	100.00
00101174	MCA2 #58 Strengthening the Ebo	UNDP	198,395	198,395	198,207	99.91
00101175	MCA3 #58 Strengthening the Ebo	UNDP	396,970	396,970	396,970	100.00
00101176	MCA13 #58 Strengthening the Eb	UNDP	404,635	404,635	404,635	100.00
00101177	MCA6 #59 Prevent new Infection	UNICEF	1,000,000	987,373	987,373	100.00
00101347	MCA10 #61 Ebola Flare-up expen	WFP	400,000	400,000	400,000	100.00
00106848	MCA13 #65 GIN SUPPORT PREPARED	UNDP	795,031	795,031	795,024	100.00
00106848	MCA13 #65 GIN SUPPORT PREPARED	UNFPA	446,757	442,813	442,813	100.00
00106848	MCA13 #65 GIN SUPPORT PREPARED	UNICEF	446,033	446,033	446,033	100.00
00106848	MCA13 #65 GIN SUPPORT PREPARED	WFP	188,146	160,298	160,298	100.00

00106848	MCA13 #65 GIN SUPPORT PREPARED	WHO	624,033	624,033	624,033	100.00
<b>Guinea: Total</b>			<b>66,523,717</b>	<b>65,091,089</b>	<b>65,112,880</b>	<b>100.03</b>

Liberia						
00092448	MCA03 #1 LBR AIR SERVICES	WFP	4,000,000	4,000,000	4,000,000	100.00
00092643	MCA03 #1 LBR TRANSP ESS. ITEMS	WFP	3,780,000	3,780,000	3,780,000	100.00
00092648	MCA13 #11LBR QUICK IMPCT PRJCT	UNDP	344,277	341,345	341,345	100.00
00092648	MCA13 #11LBR QUICK IMPCT PRJCT	UNMEER	1,000,000	625,635	625,635	100.00
00092903	MCA07 #8 LBR PAYMNT EBOLA WORK	UNDP	2,245,832	2,150,123	2,150,123	100.00
00093136	MCA06 #4 LBR CHILDREN PROTECTN	UNICEF	4,007,578	4,007,218	4,007,218	100.00
00093189	MCA10 #22 LBR EBOLA CHARTERS	UNICEF	322,898	322,898	322,898	100.00
00093218	MCA01 #10 LBR INTERRUPT TRANSM	UNDP	3,398,610	3,391,659	3,391,659	100.00
00093218	MCA01 #10 LBR INTERRUPT TRANSM	UNFPA	4,549,552	4,186,735	4,186,735	100.00
00093218	MCA01 #10 LBR INTERRUPT TRANSM	WHO	3,655,050	3,399,196	3,399,196	100.00
00093220	MCA11 #25 LBR OUTRCH&AWARNSS	UNICEF	283,088	278,402	278,402	100.00
00093252	MCA01 #16 LBR EPIDEM DIST MNGM	WHO	5,312,789	5,312,789	5,312,789	100.00
00093255	MCA03 #16 LBR IPC DISTRCT MNGM	WHO	1,212,945	1,212,945	1,212,945	100.00
00093282	MCA03 #1 LBR STORAGE CAPACITY	WFP	1,592,796	1,592,796	1,592,796	100.00
00093527	MCA09 #16 LBR DISTRICT LOGISTI	WHO	2,574,893	2,574,893	2,574,893	100.00
00093971	MCA11 #16 LBR DISTRICT SOCIAL	WHO	552,963	552,963	552,963	100.00
00096703	RSO1 #33 LBR RESTORING MIDWIFE	UNFPA	1,000,000	1,000,000	1,000,000	100.00
00097556	MCA13 #51 LBR SUPPORT TO THE U	UNDP	132,840	132,840	132,840	100.00
00097566	RSO1 #46 LBR UPGRADING WATER A	ILO	284,620	283,809	283,809	100.00
00097566	RSO1 #46 LBR UPGRADING WATER A	UNHABITAT	53,500	52,521	52,521	100.00
00097566	RSO1 #46 LBR UPGRADING WATER A	UNICEF	661,880	661,880	661,880	100.00
00100247	MCA6 #53 LBR STRENGTHENING REP	UNFPA	650,000	637,692	637,692	100.00
00100247	MCA6 #53 LBR STRENGTHENING REP	UNICEF	200,000	200,000	200,000	100.00
00100247	MCA6 #53 LBR STRENGTHENING REP	WHO	150,000	146,405	146,405	100.00
00102805	MCA6 #62 LBR IMPROVING MATERNA	UNFPA	519,860	516,864	516,864	100.00
00102805	MCA6 #62 LBR IMPROVING	UNICEF	498,620	498,620	498,620	100.00

MATERNA




00102805	MCA6 #62 LBR IMPROVING MATERNA	WHO	481,500	481,500	481,500	100.00
00104216	MCA6 #64 LBR COMMUNITY PERCEPT	WHO	249,952	249,952	249,952	100.00
00106849	MCA13 #66 LBR SUPPORT PREPARED	FAO	212,166	201,355	201,355	100.00
00106849	MCA13 #66 LBR SUPPORT PREPARED	IOM	600,000	600,000	600,000	100.00
00106849	MCA13 #66 LBR SUPPORT PREPARED	UNDP	650,000	650,000	650,000	100.00
00106849	MCA13 #66 LBR SUPPORT PREPARED	WHO	1,046,325	1,035,380	1,035,380	100.00
<b>Liberia: Total</b>			<b>46,224,533</b>	<b>45,078,417</b>	<b>45,078,417</b>	<b>100.00</b>

Sierra Leone

00092527	MCA03 #1 SLE AIR SERVICES	WFP	4,675,724	4,675,724	4,675,724	100.00
00092528	MCA03 #1 SLE TRANSP ESS. ITEMS	WFP	11,052,470	11,052,470	11,052,470	100.00
00092530	MCA03 #1 SLE COMMUNCTN EQPMNT	WFP	167,547	167,547	167,547	100.00
00092650	MCA13 #11SLE QUICK IMPCT PRJCT	UNDP	630,000	606,707	606,707	100.00
00092650	MCA13 #11SLE QUICK IMPCT PRJCT	UNMEER	1,500,000	796,014	796,014	100.00
00092905	MCA07 #9 SLE PAYMNT EBOLA WORK	UNDP	1,261,625	1,260,910	1,301,718	103.24
00092907	MCA13 #17 SLE RRSTs ESTABLISHM	UNMEER	2,643,548	598,511	598,511	100.00
00092907	MCA13 #17 SLE RRSTs ESTABLISHM	UNOPS	4,501,490	3,768,191	3,768,191	100.00
00092908	MCA13 #18 SLE NERC SECRETARIAT	UNMEER	1,178,084	791,558	791,558	100.00
00093086	MCA13 #5 SLE DETENTION CENTERS	UNDP	1,201,725	1,188,421	1,188,421	100.00
00093223	MCA10 #22 SLE EBOLA CHARTERS	UNICEF	278,558	278,558	278,558	100.00
00093253	MCA01 #16 SLE EPIDEM DIST MNGM	WHO	5,065,084	5,016,253	5,016,253	100.00
00093256	MCA03 #16 SLE IPC DISTRCT MNGM	WHO	1,302,584	1,302,584	1,302,584	100.00
00093283	MCA03 #1 SLE STORAGE CAPACITY	WFP	658,902	658,902	658,902	100.00
00093285	MCA04 #1 SLE UN CLINICS	WFP	1,392,970	1,392,970	1,392,970	100.00
00093528	MCA09 #16 SLE DISTRICT LOGISTI	WHO	2,026,848	2,026,848	2,026,848	100.00
00093972	MCA11 #16 SLE DISTRICT SOCIAL	WHO	473,469	473,469	473,469	100.00
00094514	MCA08 SLE #15 EBOLA SURVIVORS	UNDP	1,635,337	1,627,554	1,629,597	100.13
00094514	MCA08 SLE #15 EBOLA SURVIVORS	UNWOMEN	472,673	463,526	463,526	100.00
00095545	MCA08 #38 SLE RED CROSS EBOLA	UNDP	1,975,640	1,975,640	1,975,640	100.00

00096306	MCA04 #40 SLE UN MEDICAL CLINI	UNDP	609,900	605,058	605,058	100.00
00096318	MCA01 #17 SLE STRNG EVD SURVIL	WHO	2,073,205	2,073,205	2,073,205	100.00
00096723	RSO3 #45 SLE EBOLA SURVIVORS -	UNICEF	788,456	788,456	788,456	100.00
00096723	RSO3 #45 SLE EBOLA SURVIVORS -	WHO	258,940	258,940	258,940	100.00
00096725	MCA06 #48 SLE SOCIAL MOBILIZAT	UNICEF	856,000	856,000	856,000	100.00
00097555	MCA13 #50 SLE SUPPORT TO THE U	UNDP	695,527	681,561	681,561	100.00
00102292	RSO1 #63 SLE EVD SURVIVORS SUP	UNAIDS	165,850	165,850	165,850	100.00
00102292	RSO1 #63 SLE EVD SURVIVORS SUP	WHO	429,070	392,208	392,208	100.00
00103816	RSO4 #56 SLE SUPPORT TO THE GO	UNDP	250,000	239,695	239,695	100.00
00106850	MCA13 #67 SLE SUPPORT PREPARED	UNFPA	730,275	715,010	715,010	100.00
00106850	MCA13 #67 SLE SUPPORT PREPARED	UNICEF	308,963	308,963	308,963	100.00
00106850	MCA13 #67 SLE SUPPORT PREPARED	WHO	1,456,773	1,370,623	1,370,623	100.00
00107937	MCA13 #17 SLE STRENGTHENING LO	UNDP	733,299	702,598	702,598	100.00
<b>Sierra Leone: Total</b>			<b>53,450,536</b>	<b>49,280,525</b>	<b>49,323,377</b>	<b>100.09</b>
<b>Grand Total</b>			<b>169,340,086</b>	<b>162,421,021</b>	<b>162,427,874</b>	<b>100.00</b>

## Contributors





Royal  
Charity  
Organizaion



UN Foundation/  
UN Partnership  
Office



Volvo  
Group

## UN Participating Organizations



IOM  
UN MIGRATION



UN HABITAT  
FOR A BETTER URBAN FUTURE



unicef  
for every child

United Nations  
Mission for Ebola  
Emergency

UNOPS

UN WOMEN



World Health  
Organization



