



Consolidated Annual Financial Report of the Administrative Agent for the Somalia Humanitarian Fund

for the period 1 January to 31 December 2018

**Multi-Partner Trust Fund Office
Bureau for Management Services
United Nations Development Programme
[GATEWAY: http://mptf.undp.org](http://mptf.undp.org)**

15 May 2019

PARTICIPATING ORGANIZATIONS



Food and Agriculture Organisation (FAO)



International Organisation for Migration (IOM)



UN Office for the Coordination of Humanitarian Affairs (OCHA)



United Nations Development Programme (UNDP)



United Nations Population Fund (UNFPA)



United Nations for Human Settlements Programme (UNHABITAT)



United Nations High Commissioner for Refugees (UNHCR)



United Nations Children's Fund (UNICEF)



United Nations Office for Project Services (UNOPS)



World Food Programme (WFP)



World Health Organization (WHO)

CONTRIBUTORS



African Union



Arab Gulf Programme for Development (AGFUND).



AUSTRALIA



AZERBAIJAN



CANADA



DENMARK



Department for International Development (DFID)



FINLAND



GERMANY



GUYANA



IRISH AID



ITALY



NETHERLANDS



NORWAY



POLAND

PRIVATE SECTOR



REPUBLIC of KOREA



SRI LANKA



Swedish International Development Cooperation (SIDA)



SWITZERLAND



UN Foundation /UN Partnership Office

DEFINITIONS

Approved Project/Programme

A project/programme including budget, etc., that is approved by the Humanitarian Coordinator for fund allocation purposes.

Contributor Commitment

Amount(s) committed by a donor to a Fund in a signed Standard Administrative Arrangement with the UNDP Multi-Partner Trust Fund Office (MPTF Office), in its capacity as the Administrative Agent. A commitment may be paid or pending payment.

Contributor Deposit

Cash deposit received by the MPTF Office for the Fund from a contributor in accordance with a signed Standard Administrative Arrangement.

Delivery Rate

The percentage of funds that have been utilized, calculated by comparing expenditures reported by a Participating Organization against the 'net funded amount'.

Indirect Support Costs

A general cost that cannot be directly related to any particular programme or activity of the Participating Organizations. UNDG policy establishes a fixed indirect cost rate of 7% of programmable costs.

Managing Agent

The Participating UN Organization (e.g., UNDP or OCHA) that has signed the MOU and performs an oversight function vis-à-vis NGOs receiving funding. The Managing Agent has the same obligations as any other PUNO signing the MOU, including for reporting.

Net Funded Amount

Amount transferred to a Participating Organization less any refunds transferred back to the MPTF Office by a Participating Organization.

Participating Organization

A UN Organization or other inter-governmental Organization that is an implementing partner in a Fund, as represented by signing a Memorandum of Understanding (MOU) with the MPTF Office for a particular Fund.

Project Expenditure

The sum of expenses and/or expenditure reported by all Participating Organizations for a Fund irrespective of which basis of accounting each Participating Organization follows for donor reporting.

Project Financial Closure

A project or programme is considered financially closed when all financial obligations of an operationally completed project or programme have been settled, and no further financial charges may be incurred.

Project Operational Closure

A project or programme is considered operationally closed when all programmatic activities for which Participating Organization(s) received funding have been completed.

Project Start Date

Date of transfer of first instalment from the MPTF Office to the Participating Organization.

Total Approved Budget

This represents the cumulative amount of allocations approved by the Humanitarian Coordinator.

US Dollar Amount

The financial data in the report is recorded in US Dollars and due to rounding off of numbers, the totals may not add up.

TABLE OF CONTENTS*

Introduction	4
1. Sources and Uses of Funds	5
2. Partner Contributions	6
3. Interest Earned	7
4. Transfer of Funds	8
5. Expenditure and Financial Delivery Rates	10
6. Cost Recovery	28
7. Accountability and Transparency	28
8. Direct Cost	28

INTRODUCTION

This Consolidated Annual Financial Report of the **Somalia Humanitarian Fund** is prepared by the United Nations Development Programme (UNDP) Multi-Partner Trust Fund Office (MPTF Office) in fulfillment of its obligations as Administrative Agent, as per the terms of Reference (TOR), the Memorandum of Understanding (MOU) signed between the UNDP MPTF Office and the Participating Organizations, and the Standard Administrative Arrangement (SAA) signed with contributors.

The MPTF Office, as Administrative Agent, is responsible for concluding an MOU with Participating Organizations and SAAs with contributors. It receives, administers and manages contributions, and disburses these funds to the Participating Organizations. The Administrative Agent prepares and submits annual consolidated financial reports, as well as regular financial statements, for transmission to contributors.

This consolidated financial report covers the period 1 January to 31 December **2018** and provides financial data on progress made in the implementation of projects of the **Somalia Humanitarian Fund**. It is posted on the MPTF Office GATEWAY (<http://mptf.undp.org/factsheet/fund/HSO10>).

The financial data in the report is recorded in US Dollars and due to rounding off of numbers, the totals may not add up.

2018 FINANCIAL PERFORMANCE

This chapter presents financial data and analysis of the **Somalia Humanitarian Fund** using the pass-through funding modality as of 31 December **2018**. Financial information for this Fund is also available on the MPTF Office GATEWAY, at the following address: <http://mptf.undp.org/factsheet/fund/HSO10>.

1. SOURCES AND USES OF FUNDS

As of 31 December **2018**, **21** contributors deposited US\$ **472,434,395** in contributions and US\$ **1,047,164** was earned in interest.

The cumulative source of funds was US\$ **473,481,559** (see respectively, Tables 2 and 3)

Of this amount, US\$ **453,625,093** has been net funded to **12** Participating Organizations, of which US\$ **388,968,640** has been reported as expenditure. The Administrative Agent fee has been charged at the approved rate of 1% on deposits and amounts to US\$ **4,724,344**. Table 1 provides an overview of the overall sources, uses, and balance of the **Somalia Humanitarian Fund** as of 31 December 2018.

Table 1. Financial Overview, as of 31 December 2018 (in US Dollars)

	Annual 2017	Annual 2018	Cumulative
Sources of Funds			
Contributions from donors	56,908,809	54,267,378	472,434,395
Fund Earned Interest and Investment Income	127,411	177,189	1,012,172
Interest Income received from Participating Organizations	2,561	2,506	34,992
Refunds by Administrative Agent to Contributors	-	-	-
Fund balance transferred to another MDTF	-	-	-
Other Income	-	-	-
Total: Sources of Funds	57,038,781	54,447,072	473,481,559
Use of Funds			
Transfers to Participating Organizations	52,665,393	53,812,883	451,429,677
Refunds received from Participating Organizations	(54,242)	(2,720,368)	(6,358,605)
Net Funded Amount	52,611,150	51,092,514	445,071,072
Administrative Agent Fees	569,088	542,674	4,724,344
Direct Costs: (Steering Committee, Secretariat...etc.)	132,123	1,709,984	8,554,021
Bank Charges	475	554	6,933
Other Expenditures	-	-	-
Total: Uses of Funds	53,312,836	53,345,726	458,356,370
Change in Fund cash balance with Administrative Agent	3,725,945	1,101,346	15,125,189
Opening Fund balance (1 January)	10,297,897	14,023,842	-
Closing Fund balance (31 December)	14,023,842	15,125,189	15,125,189
Net Funded Amount (Includes Direct Cost)	52,743,273	52,802,498	453,625,093
Participating Organizations' Expenditure (Includes Direct Cost)	72,968,831	1,252,707	388,968,640
Balance of Funds with Participating Organizations			64,656,453

2. PARTNER CONTRIBUTIONS

Table 2 provides information on cumulative contributions received from all contributors to this Fund as of 31 December 2018.

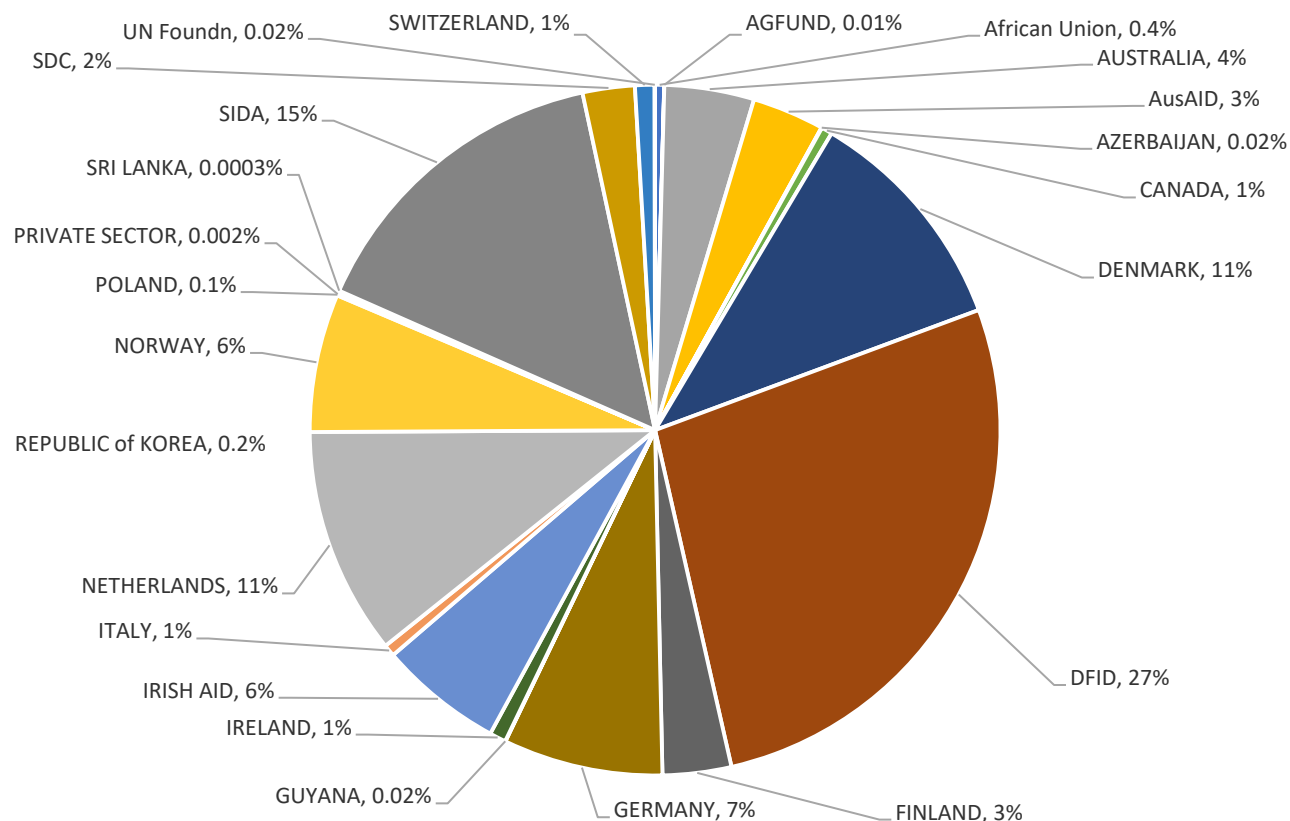
The **Somalia Humanitarian Fund** is currently being financed by **21** contributors, as listed in the table below.

The table below includes commitments made up to 31 December 2018 through signed Standard Administrative Agreements, and deposits made through 2018. It does not include commitments that were made to the fund beyond 2018.

Table 2. Contributors' Commitments and Deposits, as of 31 December 2018 (in US Dollars)

Contributors	Total Commitments	Prior Years as of 31-Dec-2017 Deposits	Current Year Jan-Dec-2018 Deposits	Total Deposits
African Union	2,000,000	2,000,000	-	2,000,000
Arab Gulf Programme for Development (AGFUND)	25,000	25,000	-	25,000
AUSTRALIA	19,852,888	16,826,348	3,026,540	19,852,888
Australian Agency for International Development	15,942,500	15,942,500	-	15,942,500
AZERBAIJAN	112,500	112,500	-	112,500
CANADA	2,424,296	857,327	1,566,969	2,424,296
DENMARK	51,032,456	46,912,414	4,120,042	51,032,456
Department for International Development (DFID)	128,037,503	121,595,523	6,441,980	128,037,503
FINLAND	15,174,600	15,174,600	-	15,174,600
GERMANY	35,310,885	21,675,285	13,635,600	35,310,885
GUYANA	75,000	75,000	-	75,000
IRELAND	3,635,376	-	3,635,376	3,635,376
IRISH AID	27,357,512	27,357,512	-	27,357,512
ITALY	2,618,000	2,618,000	-	2,618,000
NETHERLANDS	50,315,957	45,618,357	4,697,600	50,315,957
NORWAY	30,561,907	25,331,059	5,230,848	30,561,907
POLAND	297,921	297,921	-	297,921
PRIVATE SECTOR	10,000	10,000	-	10,000
REPUBLIC of KOREA	800,000	300,000	500,000	800,000
SRI LANKA	1,250	1,250	-	1,250
Swedish International Development Cooperation (SIDA)	70,908,464	61,125,672	9,782,791	70,908,464
Swiss Agency for Development & Cooperation (SDC)	11,537,517	11,537,517	-	11,537,517
SWITZERLAND	4,302,705	2,773,232	1,529,473	4,302,705
UN Foundation / UN Partnership Office	100,159	-	100,159	100,159
Grand Total	472,434,395	418,167,017	54,267,378	472,434,395

Figure 1: Deposits by contributor, cumulative as of 31 December 2018



3. INTEREST EARNED

Interest income is earned in two ways: 1) on the balance of funds held by the Administrative Agent (Fund earned interest), and 2) on the balance of funds held by the Participating Organizations (Agency earned interest) where their Financial Regulations and Rules allow return of interest to the AA.

As of 31 December 2018, Fund earned interest amounts to US\$ **1,012,172**.

Interest received from Participating Organizations amounts to US\$ **34,992**, bringing the cumulative interest received to US\$ **1,047,164**. Details are provided in the table below.

Table 3. Sources of Interest and Investment Income, as of 31 December 2018 (in US Dollars)

Interest Earned	Prior Years as of 31-Dec-2017	Current Year Jan-Dec-2018	Total
Administrative Agent			
Fund Earned Interest and Investment Income	834,983	177,189	1,012,172
Total: Fund Earned Interest	834,983	177,189	1,012,172
Participating Organization			
FAO	11,505	2,506	14,011
UNDP	17,939		17,939
UNOPS	3,042		3,042
Total: Agency earned interest	32,486	2,506	34,992
Grand Total	867,470	179,694	1,047,164

4. TRANSFER OF FUNDS

With the overall aim of improving the timeliness and coherence of the humanitarian response, improving needs assessment and supporting the response as strategized in the Humanitarian Response Plan, upon decision of the Humanitarian Coordinator, transfers of funds were made to projects in **13** Clusters of the **Somalia Humanitarian Fund**, as listed in the table below.

12 Participating Organizations have signed the MOU for the **Somalia Humanitarian Fund** since its inception in May 2010.

4.1 TRANSFER BY PARTICIPATING ORGANIZATION

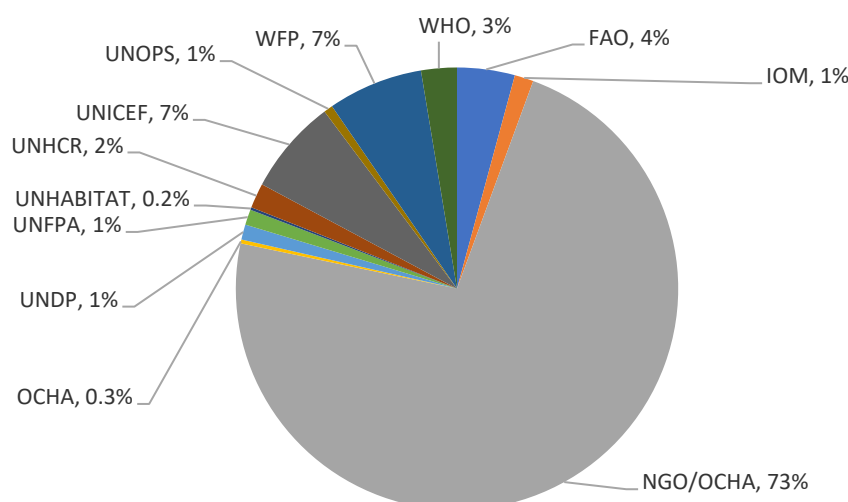
Table 4 provides additional information on the refunds received by the MPTF Office, and the net funded amount for each of the Participating Organizations.

In **2018** the Administrative Agent, based on the approval of the Humanitarian Coordinator, transferred US\$ **53,812,883** to **3** Participating Organizations, bringing the total cumulative amount transferred to US\$ **451,429,677** to **12** Participating Organizations (see list below).

Table 4. Transfer, Refund, and Net Funded Amount by Participating Organization, as of 31 December 2018 (in US Dollars)

Participating Organization	Prior Years as of 31-Dec-2017			Current Year Jan-Dec-2018			Total		
	Transfers	Refunds	Net Funded	Transfers	Refunds	Net Funded	Transfers	Refunds	Net Funded
FAO	19,040,902	(529,337)	18,511,566		(38,261)	(38,261)	19,040,902	(567,597)	18,473,305
IOM	6,243,082		6,243,082				6,243,082		6,243,082
NGO/OCHA	275,800,863	(1,904,381)	273,896,482	52,324,183	(2,554,474)	49,769,709	328,125,046	(4,458,855)	323,666,191
OCHA	875,019	(642,535)	232,484	388,700		388,700	1,263,719	(642,535)	621,184
UNDP	5,007,463		5,007,463				5,007,463		5,007,463
UNFPA	5,100,583	(96,808)	5,003,775		(782)	(782)	5,100,583	(97,590)	5,002,993
UNHABITAT	854,224		854,224				854,224		854,224
UNHCR	8,218,911		8,218,911				8,218,911		8,218,911
UNICEF	31,429,281	(240,070)	31,189,212		(92,112)	(92,112)	31,429,281	(332,181)	31,097,100
UNOPS	2,985,573	(34,816)	2,950,757		(34,740)	(34,740)	2,985,573	(69,557)	2,916,016
WFP	30,273,640		30,273,640	1,100,000		1,100,000	31,373,640		31,373,640
WHO	11,787,253	(190,290)	11,596,963				11,787,253	(190,290)	11,596,963
Grand Total	397,616,794	(3,638,237)	393,978,557	53,812,883	(2,720,368)	51,092,514	451,429,677	(6,358,605)	445,071,072

Figure 2: Transfers amount by Participating Organization for the period of 1 January to 31 December 2018



4.2. TRANSFER BY CLUSTER

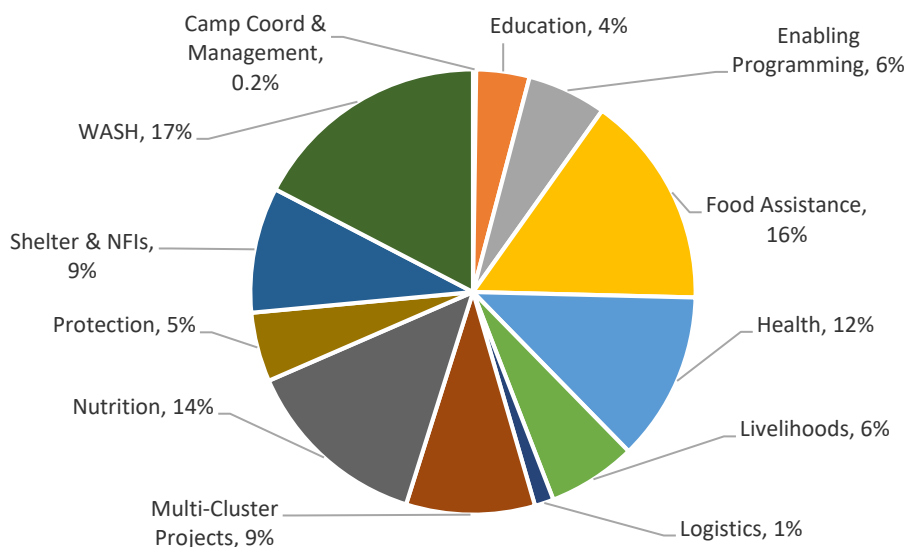
Table 4.2 shows the total Net Funded Amount by Cluster. The **Somalia Humanitarian Fund** has the following **13** thematic areas as listed in the table below.

As shown in Figure 3, in **2018**, the Clusters receiving the largest share of transfers were: Multi-Cluster Projects (49%), Food Assistance (14%), and Water and Sanitation (9%).

Table 4.2 Cumulative net funded amount by Cluster as of 31 December 2018 (in US Dollars)

Clusters	Cumulative Net Funded Amount
Camp Coordination & Management	1,021,501
Education	17,229,247
Enabling Programming	25,578,165
Food Assistance	69,178,696
Health	54,711,061
Livelihoods	28,657,074
Logistics	6,141,199
Multi-Cluster Projects	40,171,162
Multi-Sector for Refugees	1,472,543
Nutrition	60,611,039
Protection	22,424,748
Shelter & NFIs	40,565,104
Water and Sanitation	77,309,535
Total:	445,071,072

Figure 3: Net Funded Amounts by Cluster for the Year 2018



5. EXPENDITURE AND FINANCIAL DELIVERY RATES

All final expenditures reported for the year **2018** were submitted by the Headquarters of the Participating Organizations. These were consolidated by the MPTF Office.

Project expenditures are incurred and monitored by each Participating Organization, and are reported as per the agreed upon categories for inter-agency harmonized reporting. The reported expenditures were submitted via the MPTF Office's online expenditure reporting tool. The **2018** expenditure data has been posted on the MPTF Office GATEWAY at <http://mptf.undp.org/factsheet/fund/HSO10>.

5.1 EXPENDITURE REPORTED BY PARTICIPATING ORGANIZATION

In **2018**, US\$ **51,092,514** was net funded to Participating Organizations, and US\$ **(442,393)** was reported in expenditure.

As shown in table below, the cumulative net funded amount is US\$ **445,071,072** and cumulative expenditures reported by the Participating Organizations amount to US\$ **381,446,257**. This equates to an overall Fund expenditure delivery rate of **86** percent.

For the year 2018, expenditure information has not yet been received from UN OCHA.

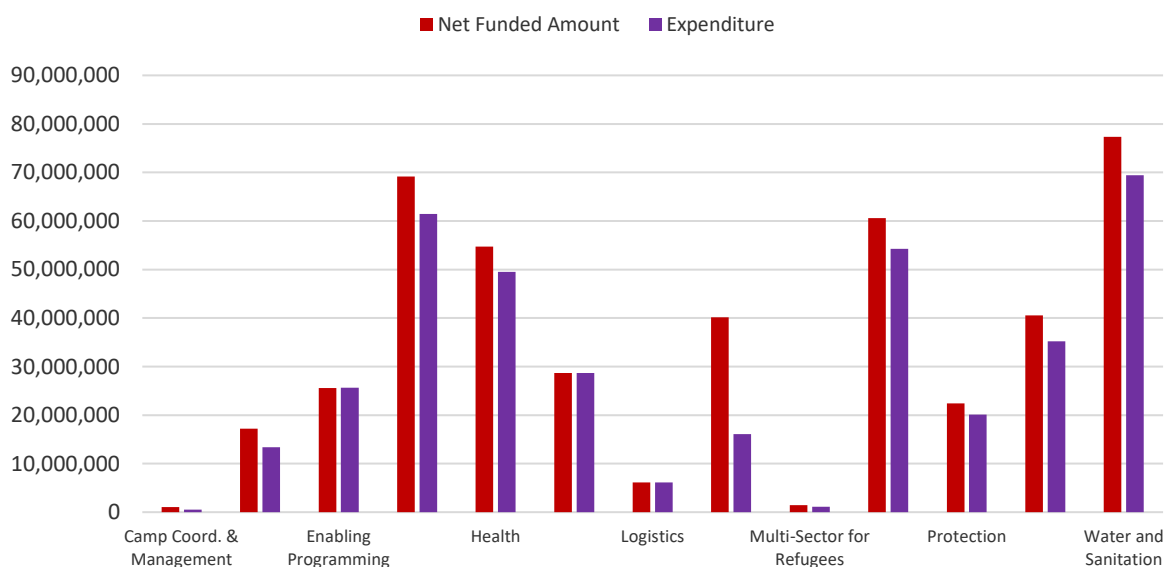
Table 5.1a Net Funded Amount, Reported Expenditure, and Financial Delivery by Participating Organization, as of 31 December 2018 (in US Dollars)

Participating Organization	Current Year Jan-Dec 2018		Total		Delivery Rate %
	Net Funded Amount	Expenditure	Net Funded Amount	Expenditure	
FAO	(38,261)	1,581,229	18,473,305	18,473,305	100.00
IOM			6,243,082	6,243,082	100.00
NGO/OCHA	49,769,709	(3,995,113)	323,666,191	260,351,473	80.44
OCHA	388,700		621,184	573,096	92.26
UNDP		(122,545)	5,007,463	4,753,632	94.93
UNFPA	(782)		5,002,993	5,002,992	100.00
UNHABITAT		(4,043)	854,224	854,224	100.00
UNHCR			8,218,911	8,218,911	100.00
UNICEF	(92,112)	(1,958)	31,097,100	31,095,023	99.99
UNOPS	(34,740)	133	2,916,016	2,910,012	99.79
WFP	1,100,000	1,100,000	31,373,640	31,373,639	100.00
WHO		999,904	11,596,963	11,596,867	100.00
Total	51,092,514	(442,393)	445,071,072	381,446,257	85.70

Table 5.1b: Expenditure with breakdown by Cluster (in US Dollars)

Country/Cluster	Current Year Jan-Dec-2018		Total		Delivery Rate %
	Net Funded Amount	Expenditure	Net Funded Amount	Expenditure	
Somalia					
Camp Coordination & Management	718,099		1,021,501	494,959	48.45
Education	2,900,911		17,229,247	13,381,003	77.66
Enabling Programming	835,733	842,762	25,578,165	25,642,293	100.25
Food Assistance	6,939,485	(318,941)	69,178,696	61,461,804	88.84
Health	1,511,528	219,049	54,711,061	49,497,600	90.47
Livelihoods	(251,771)	(531,771)	28,657,074	28,657,074	100.00
Logistics	1,100,000	1,100,000	6,141,199	6,141,198	100.00
Multi-Cluster Projects	24,796,066		40,171,162	16,110,307	40.10
Multi-Sector for Refugees			1,472,543	1,133,187	76.95
Nutrition	1,655,586	(1,011,479)	60,611,039	54,246,695	89.50
Protection	2,616,732	(131,978)	22,424,748	20,096,068	89.62
Shelter NFIs	3,722,559	353,334	40,565,104	35,187,773	86.74
Water and Sanitation	4,547,587	(963,370)	77,309,535	69,396,296	89.76
Somalia Total:	51,092,514	(442,393)	445,071,072	381,446,257	85.70
Grand Total:	51,092,514	(442,393)	445,071,072	381,446,257	85.70

Figure 4: Cumulative Net Funded Amount and Expenditure with Breakdown by Cluster



5.3 EXPENDITURE BY PROJECT

Table 5 displays the net funded amounts, expenditures reported and the financial delivery rates by Participating Organization.

Table 5. Expenditure by Project within Cluster, as of 31 December 2018 (in US Dollars)

Cluster / Project No.and Project Title		Participating Organization	Project Status	Total Approved Amount	Net Funded Amount	Total Expenditure	Delivery Rate %
Camp Coordination & Management							
00110415	SOM18/SA1/CCCM/INGO/8629	NGO/OCHA	On Going	203,772	203,772		0
00110416	SOM18/SA1/CCCM/INGO/8673	NGO/OCHA	On Going	305,237	305,237		0
00113557	SOM18/3485/SA2/CCM/NGO/11119	NGO/OCHA	On Going	203,740	203,740		0
00107029	SOM17/3485/R/CCCM/INGO/6641	NGO/OCHA	Operationally Closed	308,752	308,752	494,959	160.31
Camp Coordination & Management: Total				1,021,501	1,021,501	494,959	48.45
Education							
00110417	SOM18/3485/SA1/Ed/NGO/8641	NGO/OCHA	On Going	315,813	315,813		0
00110444	SOM18/3485/SA1/Ed/INGO/8512	NGO/OCHA	On Going	356,359	356,359		0
00110454	SOM18/SA1/Ed/INGO/8577	NGO/OCHA	On Going	404,241	404,241		0
00110494	SOM18/3485/SA1/Ed/INGO/8625	NGO/OCHA	On Going	407,477	407,477		0
00110509	SOM18/3485/SA1/Ed/NGO/8703	NGO/OCHA	On Going	142,615	142,615		0
00113571	SOM-18/3485/SA2/Ed/INGO/11031	NGO/OCHA	On Going	432,036	432,036		0
00113572	SOM-18/3485/SA2/Ed/INGO/11084	NGO/OCHA	On Going	432,944	432,944		0
00087132	CHF Som EDU/2013-1/OCHA-NGOs	NGO/OCHA	Operationally Closed	1,776,948	1,776,948	1,776,948	100.00
00087635	CHF Som EDU/2013ER/OCHA-NGOs	NGO/OCHA	Operationally Closed	195,738	195,738	195,738	100.00
00090184	CHF Som EDU/2014-1/NGOs	NGO/OCHA	Operationally Closed	1,477,242	1,477,242	1,454,777	98.48
00092303	CHF Som EDU/2014ER/OCHA-NGOs	NGO/OCHA	Operationally Closed	964,482	964,482	129,800	13.46
00094731	CHF Som EDU/2015-1/NGOs	NGO/OCHA	Operationally Closed	2,080,575	1,768,403	156,697	8.86
00100039	SOM15/DDA-3485/SA1/Ed/NGO/2451	NGO/OCHA	Operationally Closed	288,757	288,757	287,435	99.54
00101482	SOM-16/2470/R/Ed/INGO/2577	NGO/OCHA	Operationally Closed	306,544	306,544	306,544	100.00
00101483	SOM-16/2470/R/Ed/INGO/2530	NGO/OCHA	Operationally Closed	307,239	307,239	307,239	100.00
00103178	SOM-16/3485/R/Ed/INGO/3168	NGO/OCHA	Operationally Closed	528,943	528,943	528,943	100.00
00103329	SOM-16/3485/R/Ed/NGO/3706	NGO/OCHA	Operationally Closed	286,930	286,930	286,930	100.00
00103464	SOM-16/3485/R/Ed/INGO/3929	NGO/OCHA	Operationally Closed	291,959	291,959	291,959	100.00
00103558	SOM-16/3485/R/Ed/INGO/3777	NGO/OCHA	Operationally Closed	205,370	205,370	205,370	100.00
00104371	SOM-17/3485/SA1/Ed/INGO/4563	NGO/OCHA	Operationally Closed	325,904	325,904	482,935	148.18
00104372	SOM-17/3485/SA1/Ed/INGO/4639	NGO/OCHA	Operationally Closed	266,395	266,395	445,825	167.35
00104394	SOM-17/3485/SA1/Ed/INGO/4591	NGO/OCHA	Operationally Closed	360,576	360,576	356,542	98.88
00104491	SOM-17/3485/SA1/Ed/INGO/4577	NGO/OCHA	Operationally Closed	324,696	324,696	518,801	159.78
00104492	SOM-17/3485/SA1/Ed/INGO/4620	NGO/OCHA	Operationally Closed	177,836	177,836	314,529	176.86
00104675	SOM-17/3485/SA1/Ed/INGO/4616	NGO/OCHA	Operationally Closed	360,624	360,624	615,481	170.67
00104676	SOM-17/3485/SA1/Ed/INGO/4672	NGO/OCHA	Operationally Closed	173,860	173,860	276,057	158.78
00104970	SOM-17/3485/SA1/Ed/INGO/5037	NGO/OCHA	Operationally Closed	360,412	360,412	605,593	168.03
00104971	SOM-17/3485/SA1/Ed/INGO/5039	NGO/OCHA	Operationally Closed	207,801	207,801	206,169	99.21
00105150	SOM-17/3485/SA1Ed/NGO/5280	NGO/OCHA	Operationally Closed	247,804	247,804	246,172	99.34
00105451	SOM-17/3485/SA1/Ed/INGO/4638	NGO/OCHA	Operationally Closed	414,913	414,913	675,559	162.82

00108681	SOM17/3485/SA2/Ed/INGO/7581	NGO/OCHA	Operationally Closed	409,425	409,425		0
00078219	CHF Som EDU/2011ER/OCHA-NGOs	NGO/OCHA	Financially Closed	203,751	201,878	201,878	100.00
00078437	CHF Som EDU/2011-1/OCHA-NGOs	NGO/OCHA	Financially Closed	118,890	116,390	116,390	100.00
00084137	CHF Som EDU/2012-2/OCHA-NGOs	NGO/OCHA	Financially Closed	2,390,692	2,390,692	2,390,692	100.00
Education: Total				17,545,791	17,229,247	13,381,003	77.66

Enabling Programming							
00078156	CHF Som ENBPROGR/2011-1/OCHA-N	NGO/OCHA	On Going	900,682	870,262	870,262	100.00
00096011	CHF Som ENPROGR/2015 - 1/UN	FAO	On Going	850,000	846,656	846,656	100.00
00096011	CHF Som ENPROGR/2015 - 1/UN	WFP	On Going	997,066	997,066	997,066	100.00
00102953	SOM-16/3485/R/EP/UN/2588	UNOPS	On Going	119,658	119,658	119,658	100.00
00105635	SOM-17/3485/R/EP/UN/5906	OCHA	On Going	106,005	106,005		0
00107502	SOM17/3485/R/EP/INGO/6902	NGO/OCHA	On Going	205,686	205,686	1,053,058	511.97
00108008	SOM-17/3485/R/EP/UN/7610	UNDP	On Going	250,000	250,000		0
00113265	SOM15/2470/ER/EP/UN/2477	OCHA	On Going	388,700	388,700		0
00113295	SOM-18/3485/SA2/EP/INGO/11213	NGO/OCHA	On Going	254,673	254,673		0
00113296	SOM-18/3485/SA2/EP/INGO/11214	NGO/OCHA	On Going	254,672	254,672		0
00078429	CHF Som ENABPROGR/2011-1/UNDP-	UNDP	Operationally Closed	2,216,024	2,216,024	2,216,024	100.00
00081267	CHF Som ENPROGR/2012ER/UN	OCHA	Operationally Closed	665,075	22,539	469,157	2081.52
00081267	CHF Som ENPROGR/2012ER/UN	UNOPS	Operationally Closed	1,056,803	1,024,789	1,024,789	100.00
00082931	CHF Som ENPROGR/2012-1/UN	UNDP	Operationally Closed	960,000	960,000	960,000	100.00
00082931	CHF Som ENPROGR/2012-1/UN	UNICEF	Operationally Closed	271,416	271,191	271,191	100.00
00082931	CHF Som ENPROGR/2012-1/UN	WHO	Operationally Closed	219,457	219,457	219,457	100.00
00084554	CHF Som ENPROGR/2012-2/UN	FAO	Operationally Closed	900,000	890,659	890,659	100.00
00084554	CHF Som ENPROGR/2012-2/UN	UNDP	Operationally Closed	500,000	500,000	500,000	100.00
00084554	CHF Som ENPROGR/2012-2/UN	UNFPA	Operationally Closed	332,770	309,302	309,302	100.00
00084554	CHF Som ENPROGR/2012-2/UN	UNOPS	Operationally Closed	349,945	349,945	343,941	98.28
00087138	CHF Som ENPROGR/2013-1/OCHA-NG	NGO/OCHA	Operationally Closed	3,939,639	3,939,639	3,939,639	100.00
00090172	CHF Som ENPROGR/2014ER/UN	OCHA	Operationally Closed	103,940	103,940	103,940	100.00
00090172	CHF Som ENPROGR/2014ER/UN	UNDP	Operationally Closed	831,439	831,439	829,766	99.80
00090172	CHF Som ENPROGR/2014ER/UN	WFP	Operationally Closed	1,969,195	1,969,195	1,969,195	100.00
00090182	CHF Som ENPROGR/2014-1/NGOs	NGO/OCHA	Operationally Closed	622,973	622,973	621,222	99.72
00100046	SOM-15/3485/SA1/EP/INGO/2324	NGO/OCHA	Operationally Closed	156,995	156,995	155,924	99.32
00100547	SOM-152470/R/EP/UN/2519	UNDP	Operationally Closed	250,000	250,000	247,842	99.14
00103739	SOM-16/3485/R/EP/INGO/4128	NGO/OCHA	Operationally Closed	307,239	307,239	307,239	100.00
00103766	SOM-16/3485/R/EP/INGO/4328	NGO/OCHA	Operationally Closed	154,435	154,435	154,435	100.00
00105454	SOM-17/3485/R/EP/INGO/4978	NGO/OCHA	Operationally Closed	209,274	209,274	207,642	99.22
00105848	SOM-17/3485/R/EP/INGO/5899	NGO/OCHA	Operationally Closed	106,070	106,070	100,435	94.69
00107411	SOM-17/3485/R/EP/INGO/6901	NGO/OCHA	Operationally Closed	209,088	209,088	253,200	121.10
00075916	CHF Somalia ENABLING PROGRAMMI	NGO/OCHA	Financially Closed	328,514	320,664	320,664	100.00
00082230	CHF Som ENPROGR/2012ER/UNOPS R	UNOPS	Financially Closed	104,723	104,723	104,723	100.00
00082780	CHF Som ENPROGR/2012-1/OCHA-NG	NGO/OCHA	Financially Closed	270,300	270,300	270,300	100.00
00084140	CHF Som ENPROGR/2012-2/OCHA-NG	NGO/OCHA	Financially Closed	1,038,060	1,038,060	1,038,060	100.00
00086159	CHF Som ENPROGR/2013ER/UN	UNOPS	Financially Closed	708,685	708,685	708,685	100.00
00090192	CHF Som ENPROGR/2014-1/UN	FAO	Financially Closed	600,000	589,584	589,584	100.00

00090192	CHF Som ENPROGR/2014-1/UN	UNHCR	Financially Closed	96,835	96,835	96,835	100.00
00090192	CHF Som ENPROGR/2014-1/UN	WFP	Financially Closed	1,099,999	1,099,999	1,099,999	100.00
00090192	CHF Som ENPROGR/2014-1/UN	WHO	Financially Closed	100,000	96,628	96,628	100.00
00100258	SOM-16/2470/R/EP/UN/2518	UNOPS	Financially Closed	246,966	212,226	212,226	100.00
00102954	SOM-16/3485/R/EP/UN/3492	FAO	Financially Closed	500,000	498,419	498,419	100.00
00104963	SOM-17/3485/R/EP/UN/4734	FAO	Financially Closed	650,000	624,472	624,472	100.00
Enabling Programming: Total				26,403,001	25,578,165	25,642,293	100.25

Food Assistance							
00079111	CHF Som/FOODASSIS/2011ER/OCHA-	NGO/OCHA	On Going	2,620,463	2,508,010	2,508,010	100.00
00082781	CHF Som FOODASSIS/2012-1/OCHA-	NGO/OCHA	On Going	5,094,137	4,890,348	4,890,348	100.00
00094685	CHF Som FOODASSIS/2015-1/UN	FAO	On Going	1,350,000	1,346,045	1,346,045	100.00
00094685	CHF Som FOODASSIS/2015-1/UN	IOM	On Going	300,000	300,000	300,000	100.00
00094685	CHF Som FOODASSIS/2015-1/UN	UNICEF	On Going	400,000	400,000	400,000	100.00
00094685	CHF Som FOODASSIS/2015-1/UN	WFP	On Going	1,350,000	1,350,000	1,350,000	100.00
00104803	SOM-17/3485/SA1/FSC/NGO/4559	NGO/OCHA	On Going	197,470	197,470	354,050	179.29
00108682	SOM17/3485/SA2/FSC/INGO/7419	NGO/OCHA	On Going	393,351	393,351		0
00110418	SOM18/3485/SA1/FSC/NGO/8694	NGO/OCHA	On Going	383,509	383,509		0
00110445	SOM18/3485/SA1/FSC/INGO/8612	NGO/OCHA	On Going	597,646	597,646		0
00110552	SOM18/3485/SA1/FSC/NGO/8596	NGO/OCHA	On Going	396,952	396,952		0
00110553	SOM18/3485/SA1/FSC/INGO/8618	NGO/OCHA	On Going	360,691	360,691		0
00110749	SOM18/SA1/FSC/INGO/8465	NGO/OCHA	On Going	397,283	397,283		0
00111463	SOM18/RA/FSC/NGO/9579	NGO/OCHA	On Going	426,555	426,555		0
00111464	SOM18/RA/FSC/NGO/9580	NGO/OCHA	On Going	427,852	427,852		0
00112228	SOM18/RA/FSC/NGO/9998	NGO/OCHA	On Going	333,333	333,333		0
00112229	SOM18/RA/FSC/INGO/10011	NGO/OCHA	On Going	463,010	463,010		0
00112784	SOM-18/3485/RA3/FSC/O/9973	NGO/OCHA	On Going	370,412	370,412		0
00113568	SOM18/3485/SA2/FSC/INGO/11059	NGO/OCHA	On Going	509,346	509,346		0
00113573	SOM-18/3485/SA2/FSC/NGO/10991	NGO/OCHA	On Going	611,207	611,207		0
00113574	SOM-18/3485/SA2/FSC/NGO/11017	NGO/OCHA	On Going	560,123	560,123		0
00113575	SOM-18/3485/SA2/FSC/INGO/11151	NGO/OCHA	On Going	249,276	249,276		0
00083451	CHF Som/FOODASS/2012ER/OCHA-NG	NGO/OCHA	Operationally Closed	501,885	499,185	499,185	100.00
00087131	CHF Som FOODASSIS/2013-1/OCHA-	NGO/OCHA	Operationally Closed	3,180,071	3,180,071	3,180,071	100.00
00087636	CHF Som/FOODASS/2013ER/OCHA-NG	NGO/OCHA	Operationally Closed	309,581	309,581	309,581	100.00
00090179	CHF Som FOODASSIS/2014-1/NGOs	NGO/OCHA	Operationally Closed	2,427,910	2,427,910	1,952,008	80.40
00092300	CHF Som/FOODASS/2014ER/OCHA-NG	NGO/OCHA	Operationally Closed	2,187,612	2,187,612	2,164,152	98.93
00094733	CHF Som FOODASSIS/2015-1/NGOs	NGO/OCHA	Operationally Closed	1,194,700	1,191,832	184,706	15.50
00096610	SOM-15/3485/SA1/FSC/INGO/2321	NGO/OCHA	Operationally Closed	360,345	360,345	214,587	59.55
00100034	SOM15/DDA3485/SA1/FSC/NGO/2342	NGO/OCHA	Operationally Closed	356,341	356,341		0
00100044	SOM15/DDA3485/SA1/FSC/NGO/2380	NGO/OCHA	Operationally Closed	259,540	259,540	258,273	99.51
00100085	SOM-16/2470/R/FSC/UN/2507	WFP	Operationally Closed	1,300,001	1,300,001	1,300,001	100.00
00100266	SOM-16/2470/R/FSC/INGO/2502	NGO/OCHA	Operationally Closed	259,223	259,223		0
00100267	SOM-16/2470/R/FSC/INGO/2503	NGO/OCHA	Operationally Closed	416,260	416,260	415,475	99.81
00100268	SOM-16/2470/R/FSC/INGO/2509	NGO/OCHA	Operationally Closed	259,093	259,093	258,603	99.81
00101666	SOM-16/2470/R/FSC/INGO/2527	NGO/OCHA	Operationally Closed	307,239	307,239	307,239	100.00

00101766	SOM-16/3485/R/FSC/INGO/2551	NGO/OCHA	Operationally Closed	256,304	256,304	256,304	100.00
00101768	SOM-16/2470/R/FSC/NGO/2553	NGO/OCHA	Operationally Closed	204,793	204,793	204,793	100.00
00102040	SOM-16/3485/R/FSC/INGO/2567	NGO/OCHA	Operationally Closed	307,240	307,240	309,642	100.78
00103179	SOM-16/3485/R/FSC/INGO/2539	NGO/OCHA	Operationally Closed	359,935	359,935	359,935	100.00
00103282	SOM-16/3485/R/FSC/UN/3895	WFP	Operationally Closed	500,001	500,001	500,000	100.00
00103559	SOM-16/3485/R/FSC/NGO/3891	NGO/OCHA	Operationally Closed	214,815	214,815	214,815	100.00
00103740	SOM-16/3485/R/FSC/INGO/3817	NGO/OCHA	Operationally Closed	229,868	229,868	229,868	100.00
00103744	SOM-16/3485/R/FSC/INGO/3901	NGO/OCHA	Operationally Closed	235,931	235,931	235,931	100.00
00104035	SOM-16/3485/R/FSC/INGO/3896	NGO/OCHA	Operationally Closed	307,292	307,292		0
00104173	SOM-16/3485/R/FSC/INGO/4458	NGO/OCHA	Operationally Closed	184,996	184,996		0
00104229	SOM-16/3485/R/FSC/INGO/4468	NGO/OCHA	Operationally Closed	411,511	411,511		0
00104230	SOM-16/3485/R/FSC/INGO/4483	NGO/OCHA	Operationally Closed	921,659	921,659		0
00104424	SOM-17/3485/SA1/FSC/NGO/4568	NGO/OCHA	Operationally Closed	381,211	381,211	377,177	98.94
00104458	SOM-17/3485/SA1/FSC/INGO/4564	NGO/OCHA	Operationally Closed	278,441	278,441	502,892	180.61
00104493	SOM-17/3485/SA1/FSC/NGO/4636	NGO/OCHA	Operationally Closed	271,818	271,818	446,453	164.25
00104494	SOM-17/3485/SA1/FSC/INGO/4706	NGO/OCHA	Operationally Closed	307,119	307,119	515,776	167.94
00104543	SOM-17/3485/SA1/FSC/INGO/4569	NGO/OCHA	Operationally Closed	307,239	307,239	526,926	171.50
00104573	SOM-17/3485/SA1/FSC/ INGO/4608	NGO/OCHA	Operationally Closed	309,666	309,666	504,915	163.05
00104574	SOM-17/3485/SA1/FSC/ INGO/4625	NGO/OCHA	Operationally Closed	307,239	307,239	530,409	172.64
00104677	SOM-17/3485/SA1/FSC/INGO/4587	NGO/OCHA	Operationally Closed	333,006	333,006	521,706	156.67
00104678	SOM-17/3485/SA1/FSC/NGO/4630	NGO/OCHA	Operationally Closed	372,639	372,639	651,835	174.92
00104804	SOM-17/3485/SA1/FSC/NGO/4659	NGO/OCHA	Operationally Closed	478,308	478,308	793,626	165.92
00104966	SOM-17/3485/SA1/FSC/NGO/4575	NGO/OCHA	Operationally Closed	336,100	336,100	579,487	172.42
00104967	SOM-17/3485/SA1/FSC/INGO/4633	NGO/OCHA	Operationally Closed	530,009	530,009	819,905	154.70
00104968	SOM-17/3485/SA1/FSC/INGO/4652	NGO/OCHA	Operationally Closed	473,769	473,769	469,735	99.15
00105151	SOM-17/3485/SA1/FSC/NGO/4570	NGO/OCHA	Operationally Closed	336,342	336,342	559,221	166.27
00105452	SOM-17/3485/SA1/FSC/INGO/5041	NGO/OCHA	Operationally Closed	283,870	283,870	502,476	177.01
00108324	SOM17/3485/SA2/FSC/NGO/7554	NGO/OCHA	Operationally Closed	413,315	209,333	331,145	158.19
00108325	SOM17/3485/SA2/FSC/INGO/7583	NGO/OCHA	Operationally Closed	432,182	432,182	728,123	168.48
00110456	SOM17/SA2/FSC/NGO/7414	NGO/OCHA	Operationally Closed	203,685	203,685		0
00110495	SOM18/3485/SA1/FSC/INGO/8529	NGO/OCHA	Operationally Closed	509,346	509,346		0
00078217	CHF Som FOODASSIS/2011-1/WFP F	WFP	Financially Closed	3,700,000	3,700,000	3,700,000	100.00
00084133	CHF Som FOODASSIS/2012-2/OCHA-	NGO/OCHA	Financially Closed	11,735,364	11,735,364	11,735,364	100.00
00084184	CHF Som/FOODASS/2012ER/UN	FAO	Financially Closed	400,000	399,313	399,313	100.00
00084595	CHF Som FOODASSIS/2012-2/UN	WFP	Financially Closed	745,034	745,034	745,034	100.00
00087312	CHF Som FOODASSIS/2013-1/UN	FAO	Financially Closed	650,000	642,748	642,748	100.00
00087312	CHF Som FOODASSIS/2013-1/UN	IOM	Financially Closed	299,999	299,999	299,999	100.00
00087312	CHF Som FOODASSIS/2013-1/UN	WFP	Financially Closed	499,999	499,999	499,999	100.00
00090189	CHF Som FOODASSIS/2014-1/UN	FAO	Financially Closed	850,000	849,810	849,810	100.00
00090189	CHF Som FOODASSIS/2014-1/UN	IOM	Financially Closed	350,000	350,000	350,000	100.00
00090189	CHF Som FOODASSIS/2014-1/UN	WFP	Financially Closed	850,000	850,000	850,000	100.00
00092307	CHF Som FOODASSIS/2014ER/UN	FAO	Financially Closed	900,000	899,248	899,248	100.00
00092307	CHF Som FOODASSIS/2014ER/UN	WFP	Financially Closed	4,302,106	4,302,106	4,302,106	100.00
00094299	CHF Som FOODASSIS/2015ER/UN	FAO	Financially Closed	1,000,000	995,106	995,106	100.00
00100146	SOM-16/2470/R/FSC/UN/2506	FAO	Financially Closed	800,000	797,755	797,755	100.00

00101563	SOM-16/2470/R/FSC/UN/2582	IOM	Financially Closed	300,000	300,000	300,000	100.00
00103283	SOM-16/3485/R/FSC/UN/3902	IOM	Financially Closed	229,893	229,893	229,893	100.00
Food Assistance: Total				69,724,463	69,178,696	61,461,804	88.84

Health							
00075912	CHF Somalia HEALTH/OCHA-NGOs	NGO/OCHA	On Going	2,826,396	2,752,058	2,752,058	100.00
00078177	CHF Som HEALTH/2011-1/OCHA-NGO	NGO/OCHA	On Going	2,698,354	2,520,132	2,520,132	100.00
00079626	CHF Som HEALTH/2011ER/OCHA-NGO	NGO/OCHA	On Going	4,875,865	4,631,063	4,631,063	100.00
00082779	CHF Som HEALTH/2012-1/OCHA-NGO	NGO/OCHA	On Going	3,697,420	3,363,868	3,363,868	100.00
00094687	CHF Som HEALTH/2015-1/UN	IOM	On Going	299,807	299,807	299,807	100.00
00094687	CHF Som HEALTH/2015-1/UN	UNFPA	On Going	749,915	749,915	749,914	100.00
00094687	CHF Som HEALTH/2015-1/UN	UNICEF	On Going	1,124,950	1,124,950	1,124,950	100.00
00094687	CHF Som HEALTH/2015-1/UN	WHO	On Going	899,918	878,924	878,924	100.00
00108326	SOM17/3485/SA2/H/INGO/7435	NGO/OCHA	On Going	213,247	213,247	253,310	118.79
00108327	SOM17/3485/ SA2/H/NGO/7484	NGO/OCHA	On Going	311,575	311,575	325,086	104.34
00110419	SOM18/3485/SA1/H/NGO/8748	NGO/OCHA	On Going	317,374	317,374		0
00110446	SOM18/3485/SA1/H/INGO/8654	NGO/OCHA	On Going	380,815	380,815		0
00110539	SOM18/3485/SA1/H/NGO/8470	NGO/OCHA	On Going	369,956	369,956		0
00110570	SOM18/3485/SA1/H/INGO/8649	NGO/OCHA	On Going	407,477	407,477		0
00113576	SOM-18/3485/SA2/H/NGO/11111	NGO/OCHA	On Going	329,899	329,899		0
00113577	SOM-18/3485/SA2/H/INGO/11139	NGO/OCHA	On Going	286,502	286,502		0
00086158	CHF Som HEALTH/2013ER/OCHA-NGO	NGO/OCHA	Operationally Closed	3,272,887	3,272,887	2,774,589	84.77
00087137	CHF Som HEALTH/2013-1/OCHA-NGO	NGO/OCHA	Operationally Closed	2,007,072	2,007,072	2,007,072	100.00
00090168	CHF Som HEALTH/2014ER/UN	IOM	Operationally Closed	400,000	400,000	400,000	100.00
00090168	CHF Som HEALTH/2014ER/UN	UNFPA	Operationally Closed	449,999	449,999	449,999	100.00
00090168	CHF Som HEALTH/2014ER/UN	UNICEF	Operationally Closed	746,251	738,210	738,210	100.00
00090168	CHF Som HEALTH/2014ER/UN	WHO	Operationally Closed	803,690	801,301	801,301	100.00
00090178	CHF Som HEALTH/2014-1/NGOs	NGO/OCHA	Operationally Closed	1,613,719	1,613,719	1,596,144	98.91
00090199	CHF Som HEALTH/2014ER/NGOs	NGO/OCHA	Operationally Closed	1,444,847	1,444,847	449,702	31.12
00094734	CHF Som HEALTH/2015-1/NGOs	NGO/OCHA	Operationally Closed	1,143,620	1,089,545		0
00100040	SOM-15/DDA-3485/SA1/H/NGO/2335	NGO/OCHA	Operationally Closed	182,476	182,476		0
00100041	SOM-15/3485/SA1/H/INGO/2383	NGO/OCHA	Operationally Closed	208,488	208,488		0
00100042	SOM-15/3485/SA1/H/INGO/2462	NGO/OCHA	Operationally Closed	257,547	257,547	256,284	99.51
00100269	SOM-16/2470/R/H/NGO/2501	NGO/OCHA	Operationally Closed	258,273	258,273	257,784	99.81
00100690	SOM-16/2470/R/H/INGO/2500	NGO/OCHA	Operationally Closed	263,012	263,012	262,514	99.81
00101484	SOM-16/2470/R/H/INGO/2543	NGO/OCHA	Operationally Closed	174,725	174,725	174,725	100.00
00101575	SOM-16/2470/R/H/INGO/2537	NGO/OCHA	Operationally Closed	202,666	202,666	202,666	100.00
00101769	SOM-16/2470/R/H/INGO/2561	NGO/OCHA	Operationally Closed	205,632	205,632	205,632	100.00
00102031	SOM-16/3485/R/H/INGO/2540	NGO/OCHA	Operationally Closed	184,996	184,996	184,996	100.00
00103465	SOM-16/3485/R/H/INGO/3911	NGO/OCHA	Operationally Closed	195,217	195,217	195,217	100.00
00103560	SOM-16/3485/R/H/INGO/3752	NGO/OCHA	Operationally Closed	220,785	220,785	220,785	100.00
00103561	SOM-16/3485/R/H/INGO/3845	NGO/OCHA	Operationally Closed	225,826	225,826	225,826	100.00
00103745	SOM-16/3485/R/H/INGO/3774	NGO/OCHA	Operationally Closed	190,090	190,090	190,090	100.00
00104174	SOM-16/3485/R/H/INGO/4463	NGO/OCHA	Operationally Closed	79,180	79,180		0
00104175	SOM-16/3485/R/H/INGO/4478	NGO/OCHA	Operationally Closed	48,027	48,027		0

00104324	SOM-16/3485/R/H/INGO/4460	NGO/OCHA	Operationally Closed	189,160	189,160		0
00104325	SOM-17/3485/R/H/INGO/4518	NGO/OCHA	Operationally Closed	565,117	565,117	560,280	99.14
00104373	SOM-17/3485/SA1 /H/NGO/4536	NGO/OCHA	Operationally Closed	154,484	154,484	152,852	98.94
00104390	SOM-17/3485/SA1/H/INGO/4549	NGO/OCHA	Operationally Closed	183,697	183,697	204,693	111.43
00104391	SOM-17/3485/SA1/H/NGO/4628	NGO/OCHA	Operationally Closed	199,151	199,151	219,536	110.24
00104395	SOM-17/3485/SA1/H/NGO/4542	NGO/OCHA	Operationally Closed	205,181	205,181	236,051	115.05
00104396	SOM-17/3485/SA1/H/NGO/4622	NGO/OCHA	Operationally Closed	205,371	205,371	203,739	99.21
00104425	SOM-17/3485/SA1/H/NGO/4645	NGO/OCHA	Operationally Closed	205,100	205,100	203,468	99.20
00104459	SOM-17/3485/SA1/H/INGO/4583	NGO/OCHA	Operationally Closed	210,449	210,449	263,328	125.13
00104495	SOM-17/3485/SA1/H/NGO/4603	NGO/OCHA	Operationally Closed	153,232	153,232	165,117	107.76
00104728	SOM-17/3485/SA1/H/NGO/4988	NGO/OCHA	Operationally Closed	410,972	410,972	406,938	99.02
00104972	SOM-17/3485/SA1/H/INGO/4770	NGO/OCHA	Operationally Closed	581,288	581,288	576,452	99.17
00104973	SOM-17/3485/SA1/H/INGO/5048	NGO/OCHA	Operationally Closed	380,201	380,201	402,683	105.91
00105152	SOM-17/3485/SA1/H/O/5002	NGO/OCHA	Operationally Closed	408,330	408,330	404,296	99.01
00105453	SOM-17/3485/SA1/H/NGO/4687	NGO/OCHA	Operationally Closed	201,026	201,026	199,394	99.19
00106878	SOM-17/3485/R/H/UN/6830	WHO	Operationally Closed	1,000,000	1,000,000	999,904	99.99
00076056	CHF Somalia HEALTH/WHO BloodTr	WHO	Financially Closed	197,441	197,441	197,441	100.00
00076057	CHF Somalia HEALTH/WHO Mat&Neo	WHO	Financially Closed	671,850	649,035	649,035	100.00
00076073	CHF Somalia HEALTH/WHO OutbCtr	WHO	Financially Closed	1,070,202	1,053,137	1,053,137	100.00
00077379	CHF Som HEALTH/2010ER/OCHA-NGO	NGO/OCHA	Financially Closed	126,566	126,566	126,566	100.00
00077733	CHF Som HEALTH/2011ER/WHO Emer	WHO	Financially Closed	250,513	250,513	250,513	100.00
00077841	CHF Som HEALTH/2011ER/WHO Equi	WHO	Financially Closed	500,000	474,792	474,792	100.00
00078152	CHF Som HEALTH/2011-1/WHO Coord	WHO	Financially Closed	151,679	134,366	134,366	100.00
00078167	CHF Som HEALTH/2011-1/UNOPS Em	UNOPS	Financially Closed	398,793	395,991	395,991	100.00
00078436	CHF Som HEALTH/2011-1/UNICEF P	UNICEF	Financially Closed	735,562	695,127	695,127	100.00
00078490	CHF Som HEALTH/2011-1/UNFPA Em	UNFPA	Financially Closed	500,000	487,842	487,842	100.00
00078931	CHF Som/HEALTH/2011ER/WHO EMS	WHO	Financially Closed	84,716	84,716	84,716	100.00
00080437	CHF Som HEALTH/2011ER/WHO Coord	WHO	Financially Closed	360,055	360,055	360,055	100.00
00082709	CHF Som HEALTH/2012-1/UN	UNFPA	Financially Closed	843,598	825,792	825,792	100.00
00082709	CHF Som HEALTH/2012-1/UN	WHO	Financially Closed	539,480	539,480	539,480	100.00
00084136	CHF Som HEALTH/2012-2/OCHA-NGO	NGO/OCHA	Financially Closed	1,433,335	1,433,335	1,433,335	100.00
00084556	CHF Som HEALTH/2012-2/UN	UNICEF	Financially Closed	817,480	817,480	817,480	100.00
00084556	CHF Som HEALTH/2012-2/UN	WHO	Financially Closed	1,749,462	1,737,672	1,737,672	100.00
00087311	CHF Som HEALTH/2013-1/UN	IOM	Financially Closed	300,000	300,000	300,000	100.00
00087311	CHF Som HEALTH/2013-1/UN	UNFPA	Financially Closed	800,000	776,693	776,693	100.00
00087311	CHF Som HEALTH/2013-1/UN	WHO	Financially Closed	632,980	628,678	628,678	100.00
00088813	CHF Som HEALTH/2013ER/UN	WHO	Financially Closed	1,234,982	1,234,982	1,234,982	100.00
00090188	CHF Som HEALTH/2014-1/UN	IOM	Financially Closed	365,000	365,000	365,000	100.00
00090188	CHF Som HEALTH/2014-1/UN	UNFPA	Financially Closed	660,000	641,743	641,743	100.00
00090188	CHF Som HEALTH/2014-1/UN	WHO	Financially Closed	1,320,828	1,255,786	1,255,786	100.00
00101479	SOM-16/2470/R/H/UN/2574	IOM	Financially Closed	150,000	150,000	150,000	100.00
00103284	SOM-16/3485/R/H/UN/3885	IOM	Financially Closed	190,000	190,000	190,000	100.00
Health: Total				55,905,775	54,711,061	49,497,600	90.47

Livelihoods

00077378	CHF Som LIVLHD/2010ER/OCHA-NGO	NGO/OCHA	On Going	3,309,814	3,224,810	3,224,810	100.00
00078153	CHF Som LIVLHD/2011-1/OCHA-NGO	NGO/OCHA	On Going	6,147,086	5,930,762	5,930,762	100.00
00079110	CHF Som LIVLHD/2011ER/OCHA-NGO	NGO/OCHA	On Going	11,271,702	11,041,259	11,041,259	100.00
00075910	CHF Somalia LIVELIHOODS/OCHA-N	NGO/OCHA	Financially Closed	2,423,831	2,402,430	2,402,430	100.00
00076055	CHF Somalia LIVELHDS/FAO FSNAU	FAO	Financially Closed	335,000	334,564	334,564	100.00
00078062	CHF Som LIVLH/2011-1/FAO FSNAU	FAO	Financially Closed	750,000	748,906	748,906	100.00
00078151	CHF Som LIVLHD/2011-1/FAO CapB	FAO	Financially Closed	357,000	355,850	355,850	100.00
00078487	CHF Som LIVLHD/2011-1/FAO Prot	FAO	Financially Closed	1,429,065	1,004,814	1,004,814	100.00
00078488	CHF Som LIVLHD/2011-1/FAO Hydr	FAO	Financially Closed	499,946	490,091	490,091	100.00
00078489	CHF Som LIVLHD/2011-1/FAO Livl	FAO	Financially Closed	2,115,233	2,109,513	2,109,513	100.00
00082840	CHF Som LIVLHD/2012ER/OCHA-NGO	NGO/OCHA	Financially Closed	1,019,476	1,014,076	1,014,076	100.00
Livelihoods: Total				29,658,153	28,657,074	28,657,074	100.00

Logistics							
00110474	SOM-18/3485/SA1/L/UN/8898	WFP	On Going	600,000	600,000	600,000	100.00
00113267	SOM-18/3485/SA2/L/UN/11149	WFP	On Going	500,000	500,000	500,000	100.00
00101384	SOM-16/2470/R/L/UN/2564	WFP	Operationally Closed	1,000,000	1,000,000	1,000,000	100.00
00108322	SOM17/3485/SA2/L/UN/7647	WFP	Operationally Closed	250,000	250,000	250,000	100.00
00076161	CHF Somalia LOGIST/WFP AirSer	WFP	Financially Closed	995,100	995,100	995,100	100.00
00083133	CHF Som/LOGIST/2012ER/UN	WFP	Financially Closed	2,796,098	2,796,098	2,796,098	100.00
Logistics: Total				6,141,199	6,141,199	6,141,198	100.00

Multi-Cluster Projects							
00106938	SOM17/R/EdFSCHNutWASH/NGO/6672	NGO/OCHA	On Going	560,521	560,521	883,603	157.64
00107031	SOM17/R/EdFSCHNutWASH/ING/6668	NGO/OCHA	On Going	718,442	718,442	274,768	38.24
00107032	SOM17/R/EdFSCHNutWASH/NGO/6663	NGO/OCHA	On Going	310,760	310,760	448,389	144.29
00107058	SOM17/R/EdFSCHNutWASH/INGO/6677	NGO/OCHA	On Going	459,957	459,957	635,245	138.11
00107059	SOM17/R/FSCHNutWASH/O/6664	NGO/OCHA	On Going	717,898	717,898	712,548	99.25
00107372	SOM-17/Ed-FSC-H-Nut-WASH/6776	NGO/OCHA	On Going	399,582	399,582	635,762	159.11
00107373	SOM-17/FSC-WASH-Ed-HNut/6751	NGO/OCHA	On Going	356,140	356,140	350,790	98.50
00107476	SOM17/3485/R/ProtShit/NGO/6758	NGO/OCHA	On Going	412,526	412,526	407,176	98.70
00108539	SOM17/SA2/EdHntFSCWSH/NGO/7572	NGO/OCHA	On Going	460,095	460,095		0
00108540	SOM17/SA2/EdFSHntWASH/INGO/7531	NGO/OCHA	On Going	582,431	582,431		0
00108541	SOM17/SA2/HntWSHedFS/INGO/7464	NGO/OCHA	On Going	342,762	342,762		0
00108952	SOM17/SA2/FSCWAHntEd/INGO/7551	NGO/OCHA	On Going	607,515	607,515		0
00108953	SOM17/SA2/H-WASH-Nut/NGO/7413	NGO/OCHA	On Going	535,019	535,019		0
00110425	SOM18/SA1/ShWSHCCMPrt/NGO/8682	NGO/OCHA	On Going	509,287	509,287		0
00110443	SOM18/SA1/CMPrWsh/INGO/8505	NGO/OCHA	On Going	747,574	747,574		0
00110457	SOM17/SA2/FSCHWntEd/NGO/7477	NGO/OCHA	On Going	681,453	681,453		0
00110496	SOM18/SA1/HNutWASH/NGO/8493	NGO/OCHA	On Going	395,888	395,888		0
00110508	SOM18/SA1/CCMWAHSh/INGO/8671	NGO/OCHA	On Going	1,120,561	1,120,561		0
00110510	SOM18/SA1/NutWASHH/NGO/8455	NGO/OCHA	On Going	456,184	456,184		0
00110543	SOM18/SA1/PrWShtrCCM/NGO/8658	NGO/OCHA	On Going	712,979	712,979		0
00110568	SOM18/SA1/FSCHNutWAEEd/NGO/8496	NGO/OCHA	On Going	509,330	509,330		0
00110569	SOM18/SA1/FSCWANutHed/NGO/8758	NGO/OCHA	On Going	492,299	492,299		0

00110572	SOM18/SA1/WANutH/NGO/8750	NGO/OCHA	On Going	304,708	304,708		0
00110654	SOM18/SA1/FSCNuHEdWH/NGO/8624	NGO/OCHA	On Going	509,199	509,199		0
00110655	SOM18/SA1/H-Nut-WASH/NGO/8539	NGO/OCHA	On Going	611,215	611,215		0
00110656	SOM18/SA1/H-Nut-WASH/NGO/8619	NGO/OCHA	On Going	407,477	407,477		0
00110657	SOM18/SA1/H-Nut-WASH/NGO/8538	NGO/OCHA	On Going	509,334	509,334		0
00110658	SOM18/SA1/H-Nut-WASH/INGO/8628	NGO/OCHA	On Going	608,133	608,133		0
00111109	SOM-18/3485/RA1/Ed-Prot/9216	NGO/OCHA	On Going	254,257	254,257		0
00111110	SOM-18/3485/RA1/Ed-Prot/9221	NGO/OCHA	On Going	355,387	355,387		0
00111111	SOM-18/3485/SA1/H-Nut/NGO/8738	NGO/OCHA	On Going	683,739	683,739		0
00111304	SOM18/RA1/HEdNWH/INGO/9502	NGO/OCHA	On Going	1,479,951	1,479,951		0
00111305	SOM18/RA1/HNtWASH/INGO/9578	NGO/OCHA	On Going	275,733	275,733		0
00111328	SOM18/RA1/Ed-Prot/INGO/9224	NGO/OCHA	On Going	203,727	203,727		0
00111725	SOM18/RA/SheProt/NGO/9590	NGO/OCHA	On Going	508,670	508,670		0
00112219	SOM18/RA/EdPtWH/NGO/10145	NGO/OCHA	On Going	610,261	610,261		0
00112220	SOM18/RA/HNutWASH/INGO/9912	NGO/OCHA	On Going	374,793	374,793		0
00112221	SOM18/RA2018/HNutWASH/O/9577	NGO/OCHA	On Going	226,930	226,930		0
00112223	SOM18/RA/ShelterWASH/10139	NGO/OCHA	On Going	1,018,692	1,018,692		0
00112225	SOM18/RA/CCCMProt/INGO/10140	NGO/OCHA	On Going	611,034	611,034		0
00112226	SOM18/RA/EdWASHProt/INGO/10089	NGO/OCHA	On Going	509,157	509,157		0
00112230	SOM18/RA/NutHWASH/NGO/9985	NGO/OCHA	On Going	381,571	381,571		0
00112249	SOM18/RA/CCMShelWH/INGO/10162	NGO/OCHA	On Going	458,412	458,412		0
00112250	SOM18/RA/FSCNut/INGO/10125	NGO/OCHA	On Going	463,041	463,041		0
00112440	SOM18/3485/Nut-H-WASH/9974	NGO/OCHA	On Going	641,779	641,779		0
00113566	SOM-18/3485/SA2/CCM/Shel/11050	NGO/OCHA	On Going	509,349	509,349		0
00113567	SOM18/3485/SA2/Ed-Prot/N/10992	NGO/OCHA	On Going	458,369	458,369		0
00113578	SOM-18/3485/SA2/WASH/NGO/11027	NGO/OCHA	On Going	509,639	509,639		0
00104036	SOM-16/3485/R/WASH-Ed/UN/4470	UNICEF	Operationally Closed	450,000	450,000	449,881	99.97
00104277	SOM-16/3485/R/EdWASH/INGO/4449	NGO/OCHA	Operationally Closed	307,154	307,154		0
00104278	SOM-16/3485/R/WASHEd/INGO/4455	NGO/OCHA	Operationally Closed	462,446	462,446		0
00106054	SOM-17/3485/R/Nut-H-WASH/6250	NGO/OCHA	Operationally Closed	324,681	324,681	407,051	125.37
00106055	SOM-17/3485/R/Nut-H-WASH/6252	NGO/OCHA	Operationally Closed	406,133	406,133	400,783	98.68
00106091	SOM-17/3485/R/FSC-Ed-WASH/6278	NGO/OCHA	Operationally Closed	1,010,066	1,010,066	1,004,716	99.47
00106144	SOM-17/3485/R/Nut-H-WASH/6253	NGO/OCHA	Operationally Closed	389,280	389,280	448,399	115.19
00106145	SOM-17/3485/R/Nut-H-WASH/6251	NGO/OCHA	Operationally Closed	398,051	398,051	464,473	116.69
00106207	SOM-17/3485/R/FSC-Ed-WASH/6283	NGO/OCHA	Operationally Closed	751,580	751,580	1,199,014	159.53
00106208	SOM-17/3485/R/Nut-H-WASH/6273	NGO/OCHA	Operationally Closed	387,895	387,895	424,699	109.49
00106646	SOM17/R/Shl-CCM-WSH-P/NGO/6289	NGO/OCHA	Operationally Closed	1,339,560	1,339,560	1,329,770	99.27
00107030	SOM17/R/EdFSCHNutWASH/NGO/6662	NGO/OCHA	Operationally Closed	616,500	616,500	882,255	143.11
00107150	SOM17/R/EdFSCHNutWASH/NGO/6918	NGO/OCHA	Operationally Closed	306,835	306,835	305,203	99.47
00107151	SOM17/R/EdFSCHNutWSH/INGO/6676	NGO/OCHA	Operationally Closed	871,238	871,238		0
00107152	SOM17/R/EdFSCHNutWSH/INGO/6669	NGO/OCHA	Operationally Closed	565,630	565,630		0
00107475	SOM17/R/FSCedHNutWSH/INGO/6813	NGO/OCHA	Operationally Closed	769,484	769,484	1,229,349	159.76
00107477	SOM17/3485/R/WSHFSC/INGO/6688	NGO/OCHA	Operationally Closed	514,792	514,792	780,138	151.54
00108279	SOM17/SA2/H-Nut-WASH/NGO/7410	NGO/OCHA	Operationally Closed	310,931	310,931	305,581	98.28
00108323	SOM17/SA2/EdFSCHNtWSH/NGO/7402	NGO/OCHA	Operationally Closed	948,537	948,537	1,467,542	154.72

00108329	SOM17/SA2/SheCCCMProt/NGO/7553	NGO/OCHA	Operationally Closed	390,360	390,360	663,169	169.89
00108481	SOM17/SA2/SheI CCCMFSC/NGO/7575	NGO/OCHA	Operationally Closed	332,987	332,987		0
00108482	SOM17/SA2/WASH-Nut-H/NGO/7476	NGO/OCHA	Operationally Closed	310,985	310,985		0
00108680	SOM17/SA2/CCCMShIPrt/INGO/7425	NGO/OCHA	Operationally Closed	1,158,066	1,158,066		0
00108683	SOM17/SA2/HNutWASH/INGO/7596	NGO/OCHA	Operationally Closed	613,163	613,163		0
00110458	SOM17/SA2/ProShI CCCM/NGO/7549	NGO/OCHA	Operationally Closed	275,022	275,022		0
00110459	SOM17/SA2/ShIProCCCM/NGO/7590	NGO/OCHA	Operationally Closed	386,027	386,027		0
Multi-Cluster Projects: Total				40,171,162	40,171,162	16,110,307	40.10

Multi-Sector for Refugees							
00094735	CHF Som/MULTI/2015-1/NGOs	NGO/OCHA	On Going	829,500	543,183	324,110	59.67
00090560	CHF Som/MULTI/2014-1/NGOs	NGO/OCHA	Operationally Closed	929,359	929,359	809,077	87.06
Multi-Sector for Refugees: Total				1,758,859	1,472,543	1,133,187	76.95

Nutrition							
00078157	CHF Som NUTRIT/2011-1/OCHA-NGO	NGO/OCHA	On Going	4,670,310	4,382,545	4,382,545	100.00
00078175	CHF Som NUTRIT/2011ER/OCHA-NGO	NGO/OCHA	On Going	4,558,819	4,221,892	4,221,892	100.00
00082778	CHF Som NUTRIT/2012-1/OCHA-NGO	NGO/OCHA	On Going	3,119,899	2,843,049	2,843,049	100.00
00084134	CHF Som NUTRIT/2012-2/OCHA-NGO	NGO/OCHA	On Going	4,855,103	4,747,125	4,747,125	100.00
00094688	CHF Som NUTRIT/2015-1/UN	UNICEF	On Going	1,149,999	1,149,999	1,149,999	100.00
00094688	CHF Som NUTRIT/2015-1/UN	WFP	On Going	600,000	600,000	600,000	100.00
00104460	SOM-17/3485/SA1/Nut/INGO/4607	NGO/OCHA	On Going	214,906	214,906	302,411	140.72
00108280	SOM17/3485/SA2/Nut/NGO/7497	NGO/OCHA	On Going	208,548	208,548	214,818	103.01
00108480	SOM17/3485/SA2/Nut/INGO/7588	NGO/OCHA	On Going	256,577	256,577		0
00108954	SOM17/3485/SA2/Nut/INGO/7646	NGO/OCHA	On Going	154,752	154,752		0
00110420	SOM18/3485/SA1/Nut/NGO/8503	NGO/OCHA	On Going	172,345	172,345		0
00110447	SOM18/3485/SA1/Nut/NGO/8749	NGO/OCHA	On Going	244,972	244,972		0
00110540	SOM18/3485/SA1/Nut/NGO/8472	NGO/OCHA	On Going	342,051	342,051		0
00110541	SOM18/3485/SA1/Nut/NGO/8723	NGO/OCHA	On Going	485,499	485,499		0
00110542	SOM18/3485/SA1/Nut/INGO/8759	NGO/OCHA	On Going	652,719	652,719		0
00113558	SOM18/3485/SA2/Nut/O/11013	NGO/OCHA	On Going	150,234	150,234		0
00087136	CHF Som NUTRIT/2013-1/OCHA-NGO	NGO/OCHA	Operationally Closed	2,792,647	2,792,647	2,792,647	100.00
00088268	CHF Som NUTRITION/2013ER/OCHA-	NGO/OCHA	Operationally Closed	429,666	429,666	429,335	99.92
00090177	CHF Som NUTRIT/2014-1/NGOs	NGO/OCHA	Operationally Closed	2,172,128	2,172,128	1,189,206	54.75
00090187	CHF Som NUTRIT/2014-1/UN	UNICEF	Operationally Closed	1,499,259	1,417,918	1,417,918	100.00
00090187	CHF Som NUTRIT/2014-1/UN	WFP	Operationally Closed	750,000	750,000	750,000	100.00
00092302	CHF Som NUTRITION/2014ER/OCHA-	NGO/OCHA	Operationally Closed	1,957,209	1,918,069	1,549,616	80.79
00094736	CHF Som NUTRIT/2015-1/NGOs	NGO/OCHA	Operationally Closed	1,573,150	1,541,185	180,502	11.71
00096611	Som CHF 15-SA1- Nut-717-2392	NGO/OCHA	Operationally Closed	310,902	310,902	185,041	59.52
00100036	SOM-15/3485/SA1/Nut/INGO/2467	NGO/OCHA	Operationally Closed	310,698	310,698		0
00100037	SOM-15/3485/SA1/Nut/INGO/2466	NGO/OCHA	Operationally Closed	287,050	287,050		0
00100038	SOM-15/3485/SA1/Nut/INGO/2473	NGO/OCHA	Operationally Closed	292,191	292,191		0
00100045	SOM-15/3485/SA1/Nut/NGO/2340	NGO/OCHA	Operationally Closed	311,435	311,435	310,086	99.57
00100270	SOM-16/2470/R/Nut/INGO/2485	NGO/OCHA	Operationally Closed	447,464	447,464		0
00100271	SOM-16/2470/R/Nut/INGO/2486	NGO/OCHA	Operationally Closed	259,950	259,950	259,458	99.81

00100691	SOM-16/2470/R/Nut/INGO/2487	NGO/OCHA	Operationally Closed	224,095	224,095	223,671	99.81
00101616	SOM-16/2470/R/Nut/INGO/2560	NGO/OCHA	Operationally Closed	40,237	40,237		0
00101785	SOM-16/3485/R/Nut/NGO/2556	NGO/OCHA	Operationally Closed	205,441	205,441	205,441	100.00
00103180	SOM-16/3485/R/Nut/INGO/2558	NGO/OCHA	Operationally Closed	204,487	204,487	204,487	100.00
00103330	SOM-16/3485/R/Nut/INGO/2569	NGO/OCHA	Operationally Closed	307,240	307,240	307,240	100.00
00103466	SOM-16/3485/R/Nut/INGO/3826	NGO/OCHA	Operationally Closed	104,250	104,250	104,250	100.00
00103562	SOM-16/3485/R/Nut/NGO/3848	NGO/OCHA	Operationally Closed	174,811	174,811	174,811	100.00
00103563	SOM-16/3485/R/Nut/INGO/3893	NGO/OCHA	Operationally Closed	205,370	205,370	205,370	100.00
00103746	SOM-16/3485/R/Nut/NGO/3751	NGO/OCHA	Operationally Closed	104,338	104,338	104,338	100.00
00103767	SOM-16/3485/R/Nut/INGO/3759	NGO/OCHA	Operationally Closed	285,357	285,357	285,357	100.00
00103781	SOM-16/3485/R/Nut/UN/4479	UNICEF	Operationally Closed	800,000	800,000	798,042	99.76
00104374	SOM-17/3485/SA1/Nut/INGO/4550	NGO/OCHA	Operationally Closed	96,839	96,839	113,647	117.36
00104392	SOM-17/3485/SA1/Nut/NGO/4589	NGO/OCHA	Operationally Closed	188,359	188,359	222,779	118.27
00104397	SOM-17/3485/SA1/Nut/NGO/4561	NGO/OCHA	Operationally Closed	175,371	175,371	171,828	97.98
00104426	SOM-17/3485/SA1/Nut/INGO/4667	NGO/OCHA	Operationally Closed	206,567	206,567	204,935	99.21
00104427	SOM-17/3485/SA1/Nut/NGO/4676	NGO/OCHA	Operationally Closed	194,473	194,473	213,746	109.91
00104428	SOM-17/3485/SA1/Nut/INGO/4707	NGO/OCHA	Operationally Closed	246,118	246,118	247,946	100.74
00104496	SOM-17/3485/SA1/Nut/NGO/4679	NGO/OCHA	Operationally Closed	185,654	185,654	200,687	108.10
00104544	SOM-17/3485/SA1/Nut/INGO/4674	NGO/OCHA	Operationally Closed	156,061	156,061	188,574	120.83
00104575	SOM-17/3485/SA1/Nut/NGO/4605	NGO/OCHA	Operationally Closed	182,272	182,272	180,640	99.10
00104576	SOM-17/3485/SA1/Nut/INGO/4693	NGO/OCHA	Operationally Closed	195,183	195,183	217,666	111.52
00104646	SOM-17/3485/SA1/Nut/NGO/4588	NGO/OCHA	Operationally Closed	189,166	189,166	209,575	110.79
00104647	SOM-17/3485/SA1/Nut/NGO/4604	NGO/OCHA	Operationally Closed	216,657	216,657	220,970	101.99
00104648	SOM-17/3485/SA1/Nut/NGO/4618	NGO/OCHA	Operationally Closed	191,085	191,085	206,538	108.09
00104653	SOM-17/3485/SA1/Nut/INGO/4540	NGO/OCHA	Operationally Closed	211,227	211,227	218,854	103.61
00104654	SOM-17/3485/SA1/Nut/INGO/4663	NGO/OCHA	Operationally Closed	195,135	195,135	194,135	99.49
00104679	SOM-17/3485/SA1/Nut/NGO/4538	NGO/OCHA	Operationally Closed	195,343	195,343	205,244	105.07
00104805	SOM-17/3485/SA1/Nut/NGO/5010	NGO/OCHA	Operationally Closed	235,910	235,910	260,184	110.29
00104974	SOM-17/3485/SA1/Nut/NGO/5038	NGO/OCHA	Operationally Closed	179,921	179,921	184,534	102.56
00075913	CHF Somalia NUTRITION/OCHA-NGO	NGO/OCHA	Financially Closed	997,882	984,158	984,158	100.00
00076516	CHF Somalia NUTRITION/UNICEF M	UNICEF	Financially Closed	3,758,878	3,692,414	3,692,414	100.00
00078573	CHF Som NUTRIT/2011-1/UNICEF B	UNICEF	Financially Closed	2,142,942	2,138,679	2,138,679	100.00
00082708	CHF Som NUTRIT/2012-1/UN	UNICEF	Financially Closed	1,076,778	1,076,778	1,076,778	100.00
00083454	CHF Som NUTRIT/2012-ER/OCHA-NG	NGO/OCHA	Financially Closed	324,709	319,709	319,709	100.00
00084557	CHF Som NUTRIT/2012-2/UN	UNICEF	Financially Closed	2,806,037	2,805,408	2,805,408	100.00
00084557	CHF Som NUTRIT/2012-2/UN	WFP	Financially Closed	3,992,085	3,992,085	3,992,085	100.00
00087310	CHF Som NUTRIT/2013-1/UN	UNICEF	Financially Closed	1,493,157	1,489,611	1,489,611	100.00
00087310	CHF Som NUTRIT/2013-1/UN	WFP	Financially Closed	1,796,957	1,796,957	1,796,957	100.00
00092310	CHF Som NUTRITION/2014ER/UN	UNICEF	Financially Closed	1,220,000	1,215,128	1,215,128	100.00
00092310	CHF Som NUTRITION/2014ER/UN	WFP	Financially Closed	779,999	779,999	779,999	100.00
00102032	SOM-16/3485/R/Nut/NGO/2546	NGO/OCHA	Financially Closed	154,632	154,632	154,632	100.00
Nutrition: Total				61,871,505	60,611,039	54,246,695	89.50

Protection							
00082775	CHF Som/PROTECT/2012-1/NGOs	NGO/OCHA	On Going	1,881,041	1,812,565	1,812,565	100.00

00084139	CHF Som PROTECT/2012-2/OCHA-NG	NGO/OCHA	On Going	1,864,635	1,801,133	1,801,133	100.00
00095515	CHF Som/PROTECT/2015-1/UN	UNFPA	On Going	399,905	398,856	398,856	100.00
00095515	CHF Som/PROTECT/2015-1/UN	UNHCR	On Going	400,000	400,000	400,000	100.00
00095515	CHF Som/PROTECT/2015-1/UN	UNICEF	On Going	450,000	450,000	450,000	100.00
00110421	SOM18/3485/SA1/Prot/NGO/8676	NGO/OCHA	On Going	203,737	203,737		0
00110448	SOM18/3485/SA1/Prot/NGO/8477	NGO/OCHA	On Going	305,607	305,607		0
00110449	SOM18/3485/SA1/Prot/NGO/8533	NGO/OCHA	On Going	305,608	305,608		0
00110450	SOM18/3485/SA1/Prot/INGO/8609	NGO/OCHA	On Going	203,735	203,735		0
00110451	SOM18/3485/SA1/Prot/NGO/8651	NGO/OCHA	On Going	280,456	280,456		0
00110571	SOM18/3485/SA1/Prot/NGO/8672	NGO/OCHA	On Going	203,749	203,749		0
00111108	SOM-18/3485/RA1/Prot/NGO/9214	NGO/OCHA	On Going	209,095	209,095		0
00112222	SOM18/RA3/Prot/NGO/10154	NGO/OCHA	On Going	152,417	152,417		0
00113569	SOM18/3485/SA2/Prot/INGO/11146	NGO/OCHA	On Going	509,346	509,346		0
00079864	CHF Som PROTECT/2011ER/OCHA-NG	NGO/OCHA	Operationally Closed	243,064	229,612	229,612	100.00
00087133	CHF Som PROTECT/2013-1/OCHA-NG	NGO/OCHA	Operationally Closed	2,372,572	2,319,602	2,372,572	102.28
00090183	CHF Som/PROTECT/2014-1/NGOs	NGO/OCHA	Operationally Closed	1,630,046	1,630,046	1,086,255	66.64
00092301	CHF Som/PROTEC/2014ER/NGOs	NGO/OCHA	Operationally Closed	1,037,778	1,037,778	160,758	15.49
00096612	CHF Som/PROTECT/2015-1/2-NGO	NGO/OCHA	Operationally Closed	979,158	979,158	581,375	59.37
00100086	SOM-16/2470/R/Prot/UN/2511	UNFPA	Operationally Closed	99,974	99,211	99,211	100.00
00100272	SOM-16/2470/R/Prot/INGO/2512	NGO/OCHA	Operationally Closed	207,723	207,723	207,331	99.81
00100273	SOM-16/2470/R/Prot/INGO/2514	NGO/OCHA	Operationally Closed	207,724	207,724	207,331	99.81
00101765	SOM-16/3485/R/Prot/INGO/2544	NGO/OCHA	Operationally Closed	103,789	103,789	103,789	100.00
00102033	SOM-16/3485/R/Prot/INGO/2547	NGO/OCHA	Operationally Closed	108,168	108,168	108,168	100.00
00102038	SOM-16/3485/R/Prot/NGO/2532	NGO/OCHA	Operationally Closed	73,196	73,196	73,196	100.00
00102039	SOM-16/3485/R/Prot/INGO/2575	NGO/OCHA	Operationally Closed	179,903	179,903	179,903	100.00
00103181	SOM-16/3485/R/Prot/INGO/2579	NGO/OCHA	Operationally Closed	411,512	411,512	411,512	100.00
00103564	SOM-16/3485/R/Prot/NGO/3801	NGO/OCHA	Operationally Closed	104,257	104,257	104,257	100.00
00103741	SOM-16/3485/R/Prot/INGO/3824	NGO/OCHA	Operationally Closed	103,505	103,505	103,505	100.00
00103742	SOM-16/3485/R/Prot/INGO/3905	NGO/OCHA	Operationally Closed	174,810	174,810	174,810	100.00
00103747	SOM-16/3485/R/Prot/NGO/3897	NGO/OCHA	Operationally Closed	103,627	103,627	103,627	100.00
00103768	SOM-16/3485/R/Prot/INGO/3948	NGO/OCHA	Operationally Closed	256,305	256,305	256,305	100.00
00104398	SOM-17/3485/SA1/Prot/NGO/4547	NGO/OCHA	Operationally Closed	104,214	104,214	131,667	126.34
00104497	SOM-17/3485/SA1/Prot/INGO/4612	NGO/OCHA	Operationally Closed	205,975	205,975	268,771	130.49
00104529	SOM-17/3485/SA1/Prot/INGO/4683	NGO/OCHA	Operationally Closed	475,233	475,233	471,199	99.15
00104530	SOM-17/3485/SA1/Prot/NGO/4699	NGO/OCHA	Operationally Closed	164,521	164,521	162,775	98.94
00104649	SOM-17/3485/SA1/Prot/INGO/4642	NGO/OCHA	Operationally Closed	679,713	679,713	1,151,772	169.45
00105153	SOM-17/3485/SA1/Prot/INGO/4678	NGO/OCHA	Operationally Closed	652,924	652,924	648,088	99.26
00105455	SOM-17/3485/SA1/Prot/NGO/4606	NGO/OCHA	Operationally Closed	104,219	104,219	101,822	97.70
00105456	SOM-17/3485/SA1/Prot/INGO/4690	NGO/OCHA	Operationally Closed	215,645	215,645	378,598	175.57
00105548	SOM-17/3485/SA1/Prot/INGO/4554	NGO/OCHA	Operationally Closed	401,324	401,324	589,495	146.89
00105549	SOM-17/3485/SA1/Prot/INGO/5298	NGO/OCHA	Operationally Closed	205,323	205,323	203,692	99.21
00105770	SOM-17/3485/SA1/Prot/NGO/4572	NGO/OCHA	Operationally Closed	208,580	208,580	274,330	131.52
00105771	SOM-17/3485/SA1/Prot/INGO/4594	NGO/OCHA	Operationally Closed	260,023	260,023	254,673	97.94
00105772	SOM-17/3485/SA1/Prot/NGO/4997	NGO/OCHA	Operationally Closed	158,099	158,099	210,349	133.05
00106056	SOM-17/3485/R/Prot/NGO/6291	NGO/OCHA	Operationally Closed	328,173	328,173	554,415	168.94

00106209	SOM-17/3485/R/Prot/NGO/6292	NGO/OCHA	Operationally Closed	379,570	379,570	374,220	98.59
00106940	SOM17/3485/R/Prot/NGO/6631	NGO/OCHA	Operationally Closed	246,587	246,587	241,237	97.83
00106941	SOM17/3485/R/Prot/NGO/6643	NGO/OCHA	Operationally Closed	326,237	326,237	499,545	153.12
00107033	SOM17/3485/R/Prot/INGO/6634	NGO/OCHA	Operationally Closed	295,752	295,752	1,114,405	376.80
00108542	SOM17/3485/SA2/Prot/INGO/7472	NGO/OCHA	Operationally Closed	407,462	407,462		0
00078932	CHF Som/PROTECT/2011-1/UNHCR/R	UNHCR	Financially Closed	499,900	499,900	499,900	100.00
00080438	CHF Som PROTECT/2011ER/StrengC	UNHCR	Financially Closed	127,507	127,507	127,507	100.00
00083009	CHF Som/PROTECT/2012-1/UN	UNHCR	Financially Closed	147,900	147,900	147,900	100.00
00101481	SOM-16/2470/R/Prot/UN/2578	UNFPA	Financially Closed	134,422	134,422	134,422	100.00
00103331	SOM-16/3485/R/Prot/UN/3916	UNFPA	Financially Closed	130,000	129,218	129,218	100.00
Protection: Total				22,625,743	22,424,748	20,096,068	89.62

Shelter NFIs							
00079511	CHF Som/SHELT/2011ER/OCHA-NGOs	NGO/OCHA	On Going	4,957,876	4,735,617	4,735,617	100.00
00095514	CHF Som SHELTER/2015-1/UN	UNHCR	On Going	191,316	191,316	191,316	100.00
00103286	SOM-16/3485/R/Shelter/UN/3903	IOM	On Going	250,039	250,039	250,039	100.00
00110423	SOM18/SA1/Shelter/NGO/8653	NGO/OCHA	On Going	356,319	356,319		0
00110424	SOM18/SA1/Shelter/NGO/8681	NGO/OCHA	On Going	509,291	509,291		0
00110659	SOM17/3485/SA2/Shelt/INGO/7587	NGO/OCHA	On Going	254,636	254,636		0
00113052	SOM-18/3485/RA4/Shlt/NGO/10955	NGO/OCHA	On Going	611,087	611,087		0
00113053	SOM18/3485/RA4/Shlt/INGO/10956	NGO/OCHA	On Going	713,059	713,059		0
00113559	SOM18/3485/SA2/Shel/NGO/11010	NGO/OCHA	On Going	509,102	509,102		0
00113560	SOM18/3485/SA2/Shelter/N/11086	NGO/OCHA	On Going	507,859	507,859		0
00082782	CHF Som SHELTER/2012-1/OCHA-NG	NGO/OCHA	Operationally Closed	3,731,275	3,725,275	3,725,275	100.00
00087134	CHF Som SHELTER/2013-1/OCHA-NG	NGO/OCHA	Operationally Closed	1,856,146	1,856,146	1,856,146	100.00
00090181	CHF Som SHELTER/2014-1/NGOs	NGO/OCHA	Operationally Closed	1,737,466	1,737,466	1,745,681	100.47
00092305	CHF Som/SHELT/2014ER/OCHA-NGOs	NGO/OCHA	Operationally Closed	1,748,501	1,748,501	670,286	38.33
00094737	CHF Som SHELTER/2015-1/NGOs	NGO/OCHA	Operationally Closed	840,450	839,137	92,523	11.03
00096613	CHF Som SHELTER/2015-1/2-NGO	NGO/OCHA	Operationally Closed	1,035,094	1,035,094	616,316	59.54
00101767	SOM-16/2470/R/Shelter/NGO/2552	NGO/OCHA	Operationally Closed	229,664	229,664	229,664	100.00
00102034	SOM-16/3485/R/Shelter/NGO/2529	NGO/OCHA	Operationally Closed	203,408	203,408	203,408	100.00
00102035	SOM-16/3485/R/Shelt/INGO/2534	NGO/OCHA	Operationally Closed	248,488	248,488	248,488	100.00
00103182	SOM-16/3485/R/Shelt/INGO/2526	NGO/OCHA	Operationally Closed	228,130	228,130	228,130	100.00
00103285	SOM-16/3485/R/Shelter/NGO/3898	NGO/OCHA	Operationally Closed	256,402	256,402	256,402	100.00
00103743	SOM-16/3485/R/Sheltr/INGO/3880	NGO/OCHA	Operationally Closed	256,305	256,305	256,305	100.00
00103769	SOM-16/3485/R/Sheltr/INGO/3930	NGO/OCHA	Operationally Closed	256,305	256,305	256,305	100.00
00104461	SOM-17/3485/SA1/Shelt/NGO/4580	NGO/OCHA	Operationally Closed	230,476	230,476	368,477	159.88
00104498	SOM-17/3485/SA1/Shel/INGO/4609	NGO/OCHA	Operationally Closed	230,837	230,837	377,981	163.74
00105871	SOM-17/3485/R/Shelter/NGO/6290	NGO/OCHA	Operationally Closed	309,522	309,522	304,172	98.27
00106092	SOM-17/3485/R/Shelter/6286	NGO/OCHA	Operationally Closed	337,669	337,669	332,319	98.42
00106862	SOM17/3485/R/Shelt/NGO/6627	NGO/OCHA	Operationally Closed	300,960	300,960	506,406	168.26
00106863	SOM17/3485/R/Shelt/NGO/6629	NGO/OCHA	Operationally Closed	311,055	311,055	512,469	164.75
00106939	SOM17/3485/R/Shelt/INGO/6638	NGO/OCHA	Operationally Closed	469,561	469,561	464,211	98.86
00110422	SOM18/SA1/Shelter/INGO/8506	NGO/OCHA	Operationally Closed	356,542	356,542		0
00077380	CHF Som SHELTER/2010ER/OCHA-NGOs	NGO/OCHA	Financially Closed	126,532	126,532	126,532	100.00

00078174	CHF Som SHELTER/2011-1/OCHA-NG	NGO/OCHA	Financially Closed	2,453,641	2,434,921	2,434,921	100.00
00078218	CHF Som SHELTER/2011-1/UNHCR I	UNHCR	Financially Closed	1,222,903	1,222,903	1,222,903	100.00
00079857	CHF Som SHELTER/2011ER/UNHCR Eme	UNHCR	Financially Closed	999,551	999,551	999,551	100.00
00080220	CHF Som SHELTER/2011ER/UNHCR Str	UNHCR	Financially Closed	110,159	110,159	110,159	100.00
00082284	CHF Som/SHELTER/2012ER/OCHA-NGOs	NGO/OCHA	Financially Closed	511,697	508,997	508,997	100.00
00082821	CHF Som/SHELTER/2012-1/UN	FAO	Financially Closed	3,204,658	3,165,552	3,165,552	100.00
00082821	CHF Som/SHELTER/2012-1/UN	UNHABITAT	Financially Closed	405,672	405,672	405,672	100.00
00082821	CHF Som/SHELTER/2012-1/UN	UNHCR	Financially Closed	2,795,350	2,795,350	2,795,350	100.00
00084138	CHF Som SHELTER/2012-2/OCHA-NG	NGO/OCHA	Financially Closed	2,914,157	2,914,157	2,914,157	100.00
00084630	CHF Som SHELTER/2012-2/UN	UNHABITAT	Financially Closed	448,552	448,552	448,552	100.00
00087569	CHF Som SHELTER/2013-1/UN	UNHCR	Financially Closed	410,000	410,000	410,000	100.00
00092309	CHF Som/SHELTER/2014ER/UN	UNHCR	Financially Closed	317,000	317,000	317,000	100.00
00100170	SOM-16/2470/R/Shelter/UN/2516	UNHCR	Financially Closed	500,118	500,118	500,118	100.00
00101216	SOM-16/2470/R/Shelter/UN/2521	UNHCR	Financially Closed	400,373	400,373	400,373	100.00
Shelter NFIs: Total				40,855,202	40,565,104	35,187,773	86.74

Water and Sanitation							
00077732	CHF Som WASH/2011ER/OCHA-NGOs	NGO/OCHA	On Going	6,882,578	6,349,404	6,349,404	100.00
00081637	CHF Som WASH/2012ER/OCHA-NGOs	NGO/OCHA	On Going	1,480,656	1,419,458	1,372,400	96.68
00082783	CHF Som WASH/2012-1/OCHA-NGOs	NGO/OCHA	On Going	8,143,657	7,959,044	7,959,044	100.00
00108330	SOM17/3485/SA2/WASH/INGO/7407	NGO/OCHA	On Going	306,568	306,568	452,981	147.76
00110426	SOM18/SA1/WASH/NGO/8711	NGO/OCHA	On Going	560,286	560,286		0
00110453	SOM18/3485/SA1/WASH/INGO/8692	NGO/OCHA	On Going	730,326	730,326		0
00110455	SOM18/SA1/WASH/INGO/8766	NGO/OCHA	On Going	492,099	492,099		0
00112227	SOM18/RA/WASH/INGO/10143	NGO/OCHA	On Going	611,215	611,215		0
00112231	SOM18/RA/WASH/INGO/10126	NGO/OCHA	On Going	611,215	611,215		0
00113561	SOM18/3485/SA2/WASH/NGO/11032	NGO/OCHA	On Going	305,608	305,608		0
00113562	SOM18/3485/SA2/WASH/NGO/11034	NGO/OCHA	On Going	407,390	407,390		0
00113563	SOM18/3485/SA2/WASH/INGO/11130	NGO/OCHA	On Going	508,958	508,958		0
00113564	SOM18/3485/SA2/WASH/INGO/11210	NGO/OCHA	On Going	509,347	509,347		0
00078154	CHF Som WASH/2011-1/OCHA-NGOs	NGO/OCHA	Operationally Closed	7,657,854	7,412,270	7,412,270	100.00
00087135	CHF Som WASH/2013-1/OCHA-NGOs	NGO/OCHA	Operationally Closed	3,571,555	3,571,555	3,571,555	100.00
00088388	CHF Som WASH/2013ER/OCHA-NGOs	NGO/OCHA	Operationally Closed	665,220	665,220	654,967	98.46
00090176	CHF Som WASH/2014-1/NGOs	NGO/OCHA	Operationally Closed	2,566,922	2,566,922	1,450,668	56.51
00090186	CHF Som WASH/2014-1/UN	FAO	Operationally Closed	100,000	98,477	98,477	100.00
00090186	CHF Som WASH/2014-1/UN	IOM	Operationally Closed	763,340	763,340	763,340	100.00
00090186	CHF Som WASH/2014-1/UN	UNICEF	Operationally Closed	480,189	477,460	477,460	100.00
00090197	CHF Som WASH/2014ER/NGOs	NGO/OCHA	Operationally Closed	4,978,259	4,978,259	2,270,843	45.62
00094449	SOM15/3485/ER/WASH/INGO/4364	NGO/OCHA	Operationally Closed	311,500	311,500	246,729	79.21
00094738	CHF Som WASH/2015-1/NGOs	NGO/OCHA	Operationally Closed	2,186,850	1,921,973	492,262	25.61
00096614	CHF Som WASH/2015-1/2-NGO	NGO/OCHA	Operationally Closed	722,723	722,723	430,514	59.57
00099120	SOM-16/2470/R/WASH/INGO/2481	NGO/OCHA	Operationally Closed	208,499	208,499	207,330	99.44
00099121	SOM-16/2470/R/WASH/INGO/2479	NGO/OCHA	Operationally Closed	208,500	208,500	207,331	99.44
00099775	SOM-16/2470/R/WASH/INGO/2488	NGO/OCHA	Operationally Closed	255,191	255,191	253,945	99.51
00100035	SOM15/3485/SA1/WASH/NGO/2449	NGO/OCHA	Operationally Closed	672,500	672,500		0

00100047	SOM-15/3485/SA1/WASH/INGO/2445	NGO/OCHA	Operationally Closed	259,235	259,235	257,969	99.51
00100181	SOM-16/2470/R/WASH/INGO/2489	NGO/OCHA	Operationally Closed	297,584	297,584	297,055	99.82
00100182	SOM-16/2470/R/WASH/INGO/2491	NGO/OCHA	Operationally Closed	252,924	252,924	252,762	99.94
00100183	SOM-16/2470/R/WASH/INGO/2494	NGO/OCHA	Operationally Closed	254,905	254,905	254,422	99.81
00100934	SOM-16/2470/R/WASH/INGO/2520	NGO/OCHA	Operationally Closed	256,528	256,528	254,120	99.06
00102036	SOM-16/3485/R/WASH/INGO/2554	NGO/OCHA	Operationally Closed	205,584	205,584	205,584	100.00
00102037	SOM-16/3485/R/WASH/INGO/2570	NGO/OCHA	Operationally Closed	204,475	204,475	204,475	100.00
00103183	SOM-16/3485/R/WASH/INGO/ 2557	NGO/OCHA	Operationally Closed	300,002	300,002	300,002	100.00
00103467	SOM-16/3485/R/WASH/INGO/3789	NGO/OCHA	Operationally Closed	256,147	256,147	256,147	100.00
00103468	SOM-16/3485/R/WASH/INGO/4155	NGO/OCHA	Operationally Closed	406,279	406,279	406,279	100.00
00103565	SOM-16/3485/R/WASH/INGO/3713	NGO/OCHA	Operationally Closed	360,576	360,576	360,576	100.00
00103748	SOM-16/3485/R/WASH/INGO/ 3783	NGO/OCHA	Operationally Closed	256,491	256,491	256,491	100.00
00104176	SOM-16/3485/R/WASH/INGO/4456	NGO/OCHA	Operationally Closed	121,859	121,859		0
00104375	SOM-17/3485/SA1/WASH/INGO/4543	NGO/OCHA	Operationally Closed	359,384	359,384	520,463	144.82
00104393	SOM-17/3485/SA1/WASH/INGO/4691	NGO/OCHA	Operationally Closed	256,296	256,296	408,059	159.21
00104429	SOM-17/3485/SA1/WASH/INGO/4541	NGO/OCHA	Operationally Closed	255,222	255,222	440,866	172.74
00104462	SOM-17/3485/SA1/WASH/INGO/4571	NGO/OCHA	Operationally Closed	276,804	276,804	425,549	153.74
00104499	SOM-17/3485/SA1/WASH/INGO/4593	NGO/OCHA	Operationally Closed	309,712	309,712	306,071	98.82
00104545	SOM-17/3485/SA1/WASH/INGO/4529	NGO/OCHA	Operationally Closed	300,626	300,626	485,258	161.42
00104577	SOM-17/3485/SA1/WASH/INGO/4574	NGO/OCHA	Operationally Closed	513,380	513,380	875,518	170.54
00104578	SOM-17/3485/SA1/WASH/INGO/4586	NGO/OCHA	Operationally Closed	307,239	307,239	487,583	158.70
00104650	SOM-17/3485/SA1/WASH/INGO/4560	NGO/OCHA	Operationally Closed	459,318	459,318	788,590	171.69
00104651	SOM-17/3485/SA1/WASH/INGO/4646	NGO/OCHA	Operationally Closed	255,962	255,962	444,892	173.81
00104652	SOM-17/3485/SA1/WASH/INGO/4653	NGO/OCHA	Operationally Closed	255,118	255,118	452,469	177.36
00104655	SOM-17/3485/SA1/WASH/INGO/4682	NGO/OCHA	Operationally Closed	310,230	310,230	306,196	98.70
00104656	SOM-17/3485/SA1/WASH/INGO/4704	NGO/OCHA	Operationally Closed	431,290	431,290	717,082	166.26
00104680	SOM-17/3485/SA1/WASH/INGO/4677	NGO/OCHA	Operationally Closed	306,325	306,325	545,628	178.12
00104729	SOM-17/3485/SA1/WASH/INGO/4548	NGO/OCHA	Operationally Closed	234,272	234,272	361,619	154.36
00104730	SOM-17/3485/SA1/WASH/INGO/4555	NGO/OCHA	Operationally Closed	341,024	341,024	560,572	164.38
00104806	SOM-17/3485/SA1/WASH/INGO/4662	NGO/OCHA	Operationally Closed	254,897	254,897	444,068	174.21
00107060	SOM17/3485/R/WASH/INGO/6747	NGO/OCHA	Operationally Closed	335,165	335,165	599,157	178.76
00108328	SOM17/3485/ SA2/WASH/INGO/7512	NGO/OCHA	Operationally Closed	310,957	310,957	305,607	98.28
00110452	SOM18/3485/SA1/WASH/INGO/8675	NGO/OCHA	Operationally Closed	254,772	254,772		0
00075914	CHF Somalia WASH/OCHA-NGOs	NGO/OCHA	Financially Closed	3,194,196	3,030,516	3,030,516	100.00
00076525	CHF Somalia WASH/UNICEF IDPs a	UNICEF	Financially Closed	3,269,999	3,269,999	3,269,999	100.00
00077405	CHF Som WASH/2010ER/OCHA-NGOs	NGO/OCHA	Financially Closed	1,602,273	1,598,204	1,598,204	100.00
00078176	CHF Som WASH/2011-1/UNICEF EmW	UNICEF	Financially Closed	3,222,949	3,103,966	3,103,966	100.00
00083118	CHF Som WASH/2012-1/UN	UNICEF	Financially Closed	1,049,370	1,049,370	1,049,370	100.00
00084135	CHF Som WASH/2012-2/OCHA-NGOs	NGO/OCHA	Financially Closed	4,597,452	4,597,452	4,597,452	100.00
00084555	CHF Som WASH/2012-2/UN	FAO	Financially Closed	600,000	596,609	596,609	100.00
00084555	CHF Som WASH/2012-2/UN	UNICEF	Financially Closed	1,180,391	1,180,391	1,180,391	100.00
00087417	CHF Som WASH/2013-1/UN	IOM	Financially Closed	245,000	245,000	245,000	100.00
00087417	CHF Som WASH/2013-1/UN	UNICEF	Financially Closed	232,500	232,500	232,500	100.00
00092308	CHF Som WASH/2014ER/UN	IOM	Financially Closed	300,000	300,000	300,000	100.00
00092308	CHF Som WASH/2014ER/UN	UNICEF	Financially Closed	401,194	400,543	400,543	100.00

00094686	CHF Som WASH/2015-1/UN	FAO	Financially Closed	200,000	189,115	189,115	100.00
00094686	CHF Som WASH/2015-1/UN	IOM	Financially Closed	999,971	999,971	999,971	100.00
00094686	CHF Som WASH/2015-1/UN	UNICEF	Financially Closed	649,979	649,979	649,979	100.00
00098946	SOM-16/2470/R/WASH/UN/2482	IOM	Financially Closed	200,000	200,000	200,000	100.00
00101480	SOM-16/2470/R/WASH/UN/2548	IOM	Financially Closed	300,033	300,033	300,033	100.00
Water and Sanitation: Total				78,904,892	77,309,535	69,396,296	89.76

Grand Total				452,587,246	445,071,072	381,446,257	85.70
--------------------	--	--	--	--------------------	--------------------	--------------------	--------------

5.4 EXPENDITURE REPORTED BY CATEGORY

Project expenditures are incurred and monitored by each Participating Organization and are reported as per the agreed categories for inter-agency harmonized reporting. In 2006 the UN Development Group (UNDG) established six categories against which UN entities must report inter-agency project expenditures. Effective 1 January 2012, the UN Chief Executive Board (CEB) modified these categories as a result of IPSAS adoption to comprise eight categories. All expenditure incurred prior to 1 January 2012 have been reported in the old categories; post 1 January 2012 all expenditure are reported in the new eight categories. See table below.

2012 CEB Expense Categories

1. Staff and personnel costs
2. Supplies, commodities and materials
3. Equipment, vehicles, furniture and depreciation
4. Contractual services
5. Travel
6. Transfers and grants
7. General operating expenses
8. Indirect costs

2006 UNDG Expense Categories

1. Supplies, commodities, equipment & transport
2. Personnel
3. Training counterparts
4. Contracts
5. Other direct costs
6. Indirect costs

Table 6. Expenditure by UNDG Budget Category, as of 31 December 2018 (in US Dollars)

Category	Expenditure			Percentage of Total Programme Cost
	Prior Years as of 31-Dec-2017	Current Year Jan-Dec-2018	Total	
Supplies, Commodities, Equipment and Transport (Old)	13,054,474	-	13,054,474	3.60
Personnel (Old)	4,178,697	-	4,178,697	1.15
Training of Counterparts (Old)	152,121	-	152,121	0.04
Contracts (Old)	4,989,527	-	4,989,527	1.38
Other direct costs (Old)	74,293,079	-	74,293,079	20.47
Staff & Personnel Cost (New)	29,420,962	507,032	29,927,994	8.25
Suppl, Comm, Materials (New)	55,016,541	6,221	55,022,762	15.16
Equip, Veh, Furn, Depn (New)	1,030,781	992	1,031,773	0.28
Contractual Services (New)	19,167,126	1,863,323	21,030,449	5.80
Travel (New)	10,212,302	115,334	10,327,636	2.85
Transfers and Grants (New)	18,897,884	775,672	19,673,556	5.42
General Operating (New)	133,071,703	(3,896,462)	129,175,241	35.60
Programme Costs Total	363,485,198	(627,887)	362,857,310	100.00
¹ Indirect Support Costs Total	18,403,452	185,495	18,588,947	5.12
Total	381,888,650	(442,393)	381,446,257	

¹ **Indirect Support Costs** charged by Participating Organization, based on their financial regulations, can be deducted upfront or at a later stage during implementation. The percentage may therefore appear to exceed the 7% agreed-upon for on-going projects. Once projects are financially closed, this number is not to exceed 7%.

6. COST RECOVERY

Cost recovery policies for the Fund are guided by the applicable provisions of the Terms of Reference, the MOU concluded between the Administrative Agent and Participating Organizations, and the SAAs concluded between the Administrative Agent and Contributors, based on rates approved by UNDG.

The policies in place, as of 31 December 2018, were as follows:

- **The Administrative Agent (AA) fee:** 1% is charged at the time of contributor deposit and covers services provided on that contribution for the entire duration of the Fund. In the reporting period US\$ **542,674** was deducted in AA-fees. Cumulatively, as of 31 December 2018, US\$ **4,724,344** has been charged in AA-fees.
- **Indirect Costs of Participating Organizations:** Participating Organizations may charge 7% indirect costs. In the current reporting period US\$ **185,495** was deducted in indirect costs by Participating Organizations. Cumulatively, indirect costs amount to US\$ **18,588,947** as of 31 December 2018.

7. ACCOUNTABILITY AND TRANSPARENCY

In order to effectively provide fund administration services and facilitate monitoring and reporting to the UN system and its partners, the MPTF Office has developed a public website, the MPTF Office Gateway (<http://mptf.undp.org>). Refreshed in real time every two hours from an internal enterprise resource planning system, the MPTF Office Gateway has become a standard setter for providing transparent and accountable trust fund administration services.

The Gateway provides financial information including: contributor commitments and deposits, approved programme budgets, transfers to and expenditures reported by Participating Organizations, interest income and other expenses. In addition, the Gateway provides an overview of the MPTF Office portfolio and extensive information on individual Funds, including their purpose, governance structure and key documents. By providing easy access to the growing number of narrative and financial reports, as well as related project documents, the Gateway collects and preserves important institutional knowledge and facilitates knowledge sharing and management among UN Organizations and their development partners, thereby contributing to UN coherence and development effectiveness.

8. DIRECT COSTS

The Fund governance mechanism may approve an allocation to a Participating Organization to cover costs associated with Secretariat services and overall coordination, as well as Fund level reviews and evaluations. These allocations are referred to as 'direct costs'. The transfer for direct costs for the reporting period was US\$**1,999,696** while direct costs charged to the fund amounted to US\$ **1,695,100**. Cumulatively, as of 31 December 2018, US\$ **8,554,021** has been charged as Direct Costs.

Table: Direct Costs

Participating Organization	Net Funded Amount	Expenditure	Delivery Rate
OCHA	8,554,021	7,522,383	88%
Total:	8,554,021	7,522,383	88%