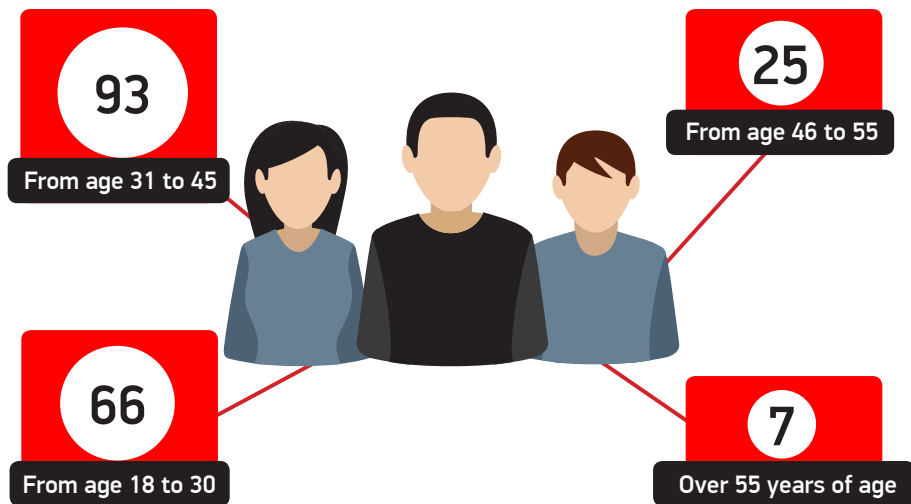
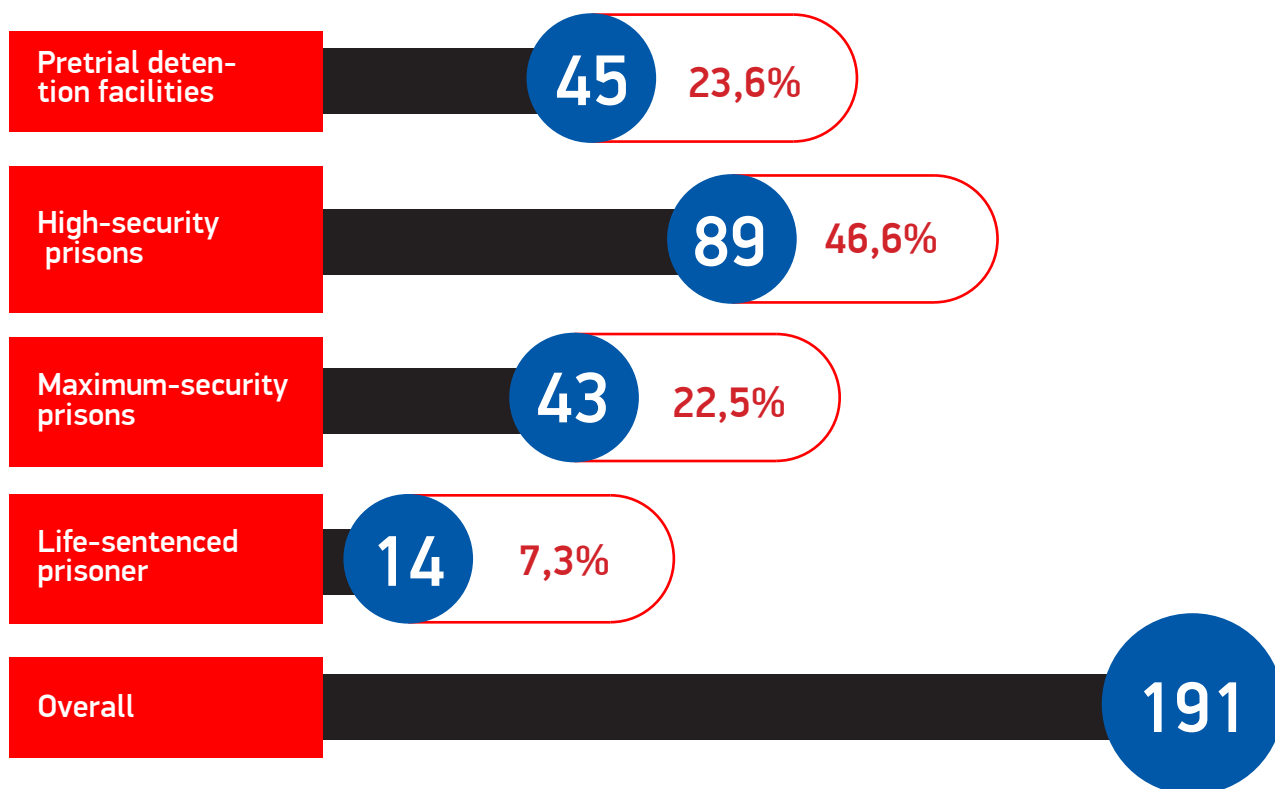


# COMPOSITION OF VIOLENT EXTREMIST PRISONERS BY AGE



# COMPOSITION OF VIOLENT EXTREMIST PRISONERS IN CORRECTIONAL INSTITUTIONS BY TYPE OF REGIME



46.6% of violent extremist prisoners confined in closed institutions are the first-time offenders

Male inmates serving their sentence in high-security prisons are the first-time offenders who sentenced of committing for serious or particularly serious crimes and those who were transferred from juvenile correctional facilities. \*


Male inmates serving their sentence in maximum-security prisons are the repeat offenders and if a person served his prison sentence and in a case of dangerous recidivism. \*

Especially dangerous recidivists, life-sentenced prisoners and persons, to whom life imprisonment was commuted as clemency, serve their sentence in special-regime colonies. \*

\* Article 46 of the Penal Code of Kyrgyz Republic

## COMPOSITION OF VIOLENT EXTREMIST PRISONERS REGISTERED WITH PENAL-CORRECTIONAL SERVICES BY GENDER

Every 5 sentenced person under this category is woman



|                   | Total      | Male             | Female           |
|-------------------|------------|------------------|------------------|
| Bishkek           | 7          | 3 43 %           | 4 57 %           |
| Batken oblast     | 10         | 8 80 %           | 2 20 %           |
| Jalal-Abad oblast | 42         | 34 81 %          | 8 19 %           |
| Osh oblast        | 51         | 44 86 %          | 7 14 %           |
| Talas oblast      | 1          | 1 100 %          |                  |
| Chui oblast       | 7          | 4 57 %           | 3 43 %           |
| Issyk-Kul oblast  | 5          | 5 100 %          |                  |
| <b>Total</b>      | <b>123</b> | <b>99 80.5 %</b> | <b>24 19.5 %</b> |

**83.7%** of violent extremist prisoners registered with penal-correctional services of Batken, Jalal-abad and Osh oblasts

### Excerpts from the Action Plan on implementation the Kyrgyz Government Program in countering extremism and terrorism 2017-2022

(Resolution of the Government of the Kyrgyz Republic dated 20 September 2017 No.414-r)

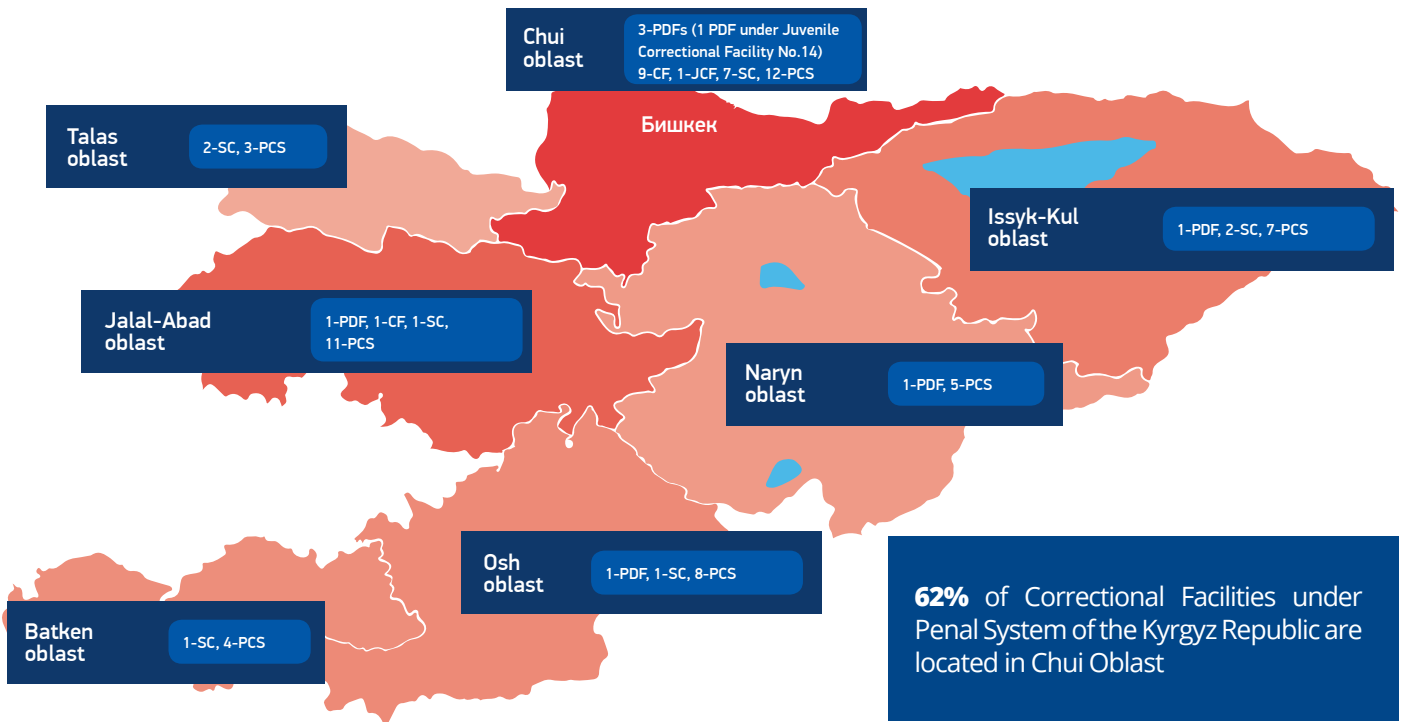


- Advancing the legislative framework in countering religious extremism and terrorism;
- Enhancing knowledge and religious literacy among prisoners;
- Improving conditions for socialisation and self-realisation of prisoners;
- Creating a rehabilitation system for VEPS released from places of deprivation of liberty;
- Strengthening analytical support for measures to identify and prevent extremism and terrorism in cooperation with Civil Society.

The State Prison Service under the Government of the Kyrgyz Republic provided the statistical data, which is reflected in this information material. The publication was prepared within the framework of UNODC Programme for Central Asia 2015-2019 and Sub-Programme "Criminal Justice, crime prevention and integrity" through the financial support of the Government of Japan.

# SENTENCED VIOLENT EXTREMIST PRISONERS IN THE KYRGYZ REPUBLIC



## TOTAL NUMBER OF SENTENCED PERSONS IN PENAL SYSTEM OF THE KYRGYZ REPUBLIC



*In generally, the specifics of the spread of extremism and terrorism ideology in the Kyrgyz Republic has the following particularities:*

- The nexus of radical religious flows with organised crime groups;
- Recruiting inside penitentiary institutions;
- The growing engagement of underage children, women, young people and older persons into extremist activities.

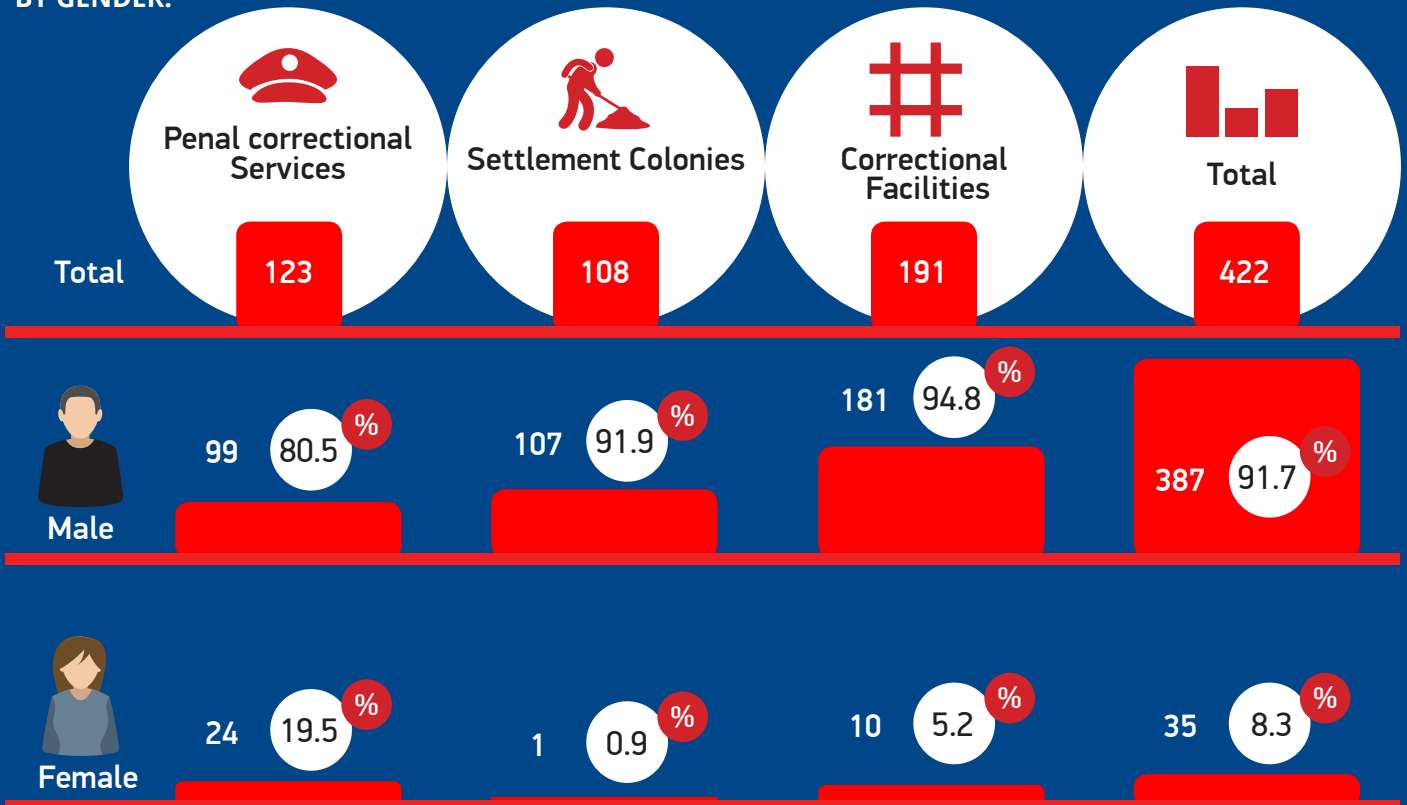
## NUMBER OF VIOLENT EXTREMIST PRISONERS (OCTOBER 2017)

|                             | 2010      | 2011       | 2012       | 2013       | 2014       | 2015       | 2016       | 01.10.2017 | Dynamics        |
|-----------------------------|-----------|------------|------------|------------|------------|------------|------------|------------|-----------------|
| Penal-Correctional Services | 0         | 0          | 0          | 4          | 29         | 87         | 158        | 123        | Up to 123 times |
| Settlement Colonies         | 17        | 17         | 21         | 22         | 24         | 33         | 31         | 108        | + 535 %         |
| Correctional Facilities     | 62        | 84         | 79         | 81         | 111        | 133        | 161        | 191        | + 208 %         |
| <b>TOTAL</b>                | <b>79</b> | <b>101</b> | <b>100</b> | <b>107</b> | <b>164</b> | <b>253</b> | <b>350</b> | <b>422</b> | <b>+ 434 %</b>  |

**29,1 %** of sentenced persons registered with penal-correctional services  
**25,6 %** of sentenced persons held in settlement colonies  
**45,3%** of sentenced persons held in closed institutions

## COMPOSITION OF VIOLENT EXTREMIST PRISONERS (OCTOBER 2017)

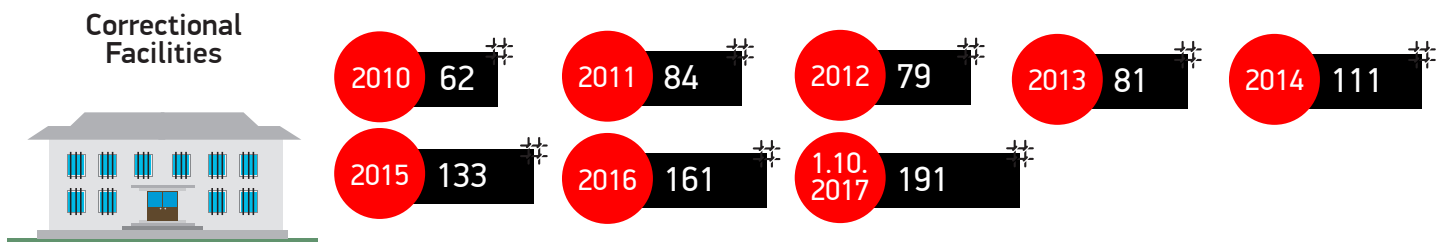
BY GENDER:



From 2010, the number of violent extremist prisoners has increased up to 5.3 times


# CHARACTERISTICS OF VIOLENT EXTREMIST PRISONERS IN CLOSED INSTITUTIONS (OCTOBER 2017)

## NUMBER OF SENTENCED PERSONS – VIOLENT EXTREMIST PRISONERS



From 2010, the number of violent extremist prisoners in closed institutions has increased up to 3 times

## COMPOSITION OF VIOLENT EXTREMIST PRISONERS BY TYPES OF CRIME



## COMPOSITION OF VIOLENT EXTREMIST PRISONERS BY TERMS OF SENTENCE

