



# Annual Financial Report

of the Administrative Agent for the Somalia Multi Window Trust Fund

1 January to 31 December 2019



## PARTICIPATING ORGANIZATIONS



Food and Agriculture Organization (FAO)



International Labour Organisation (ILO)



International Organisation Migration (IOM)



United Nations Capital Development Fund (UNCDF)



United Nations Development Programme (UNDP)



United Nations Environment Programme (UNEP)



United Nations Population Fund (UNFPA)



UN Centre for Human Settlement (UNHABITAT)



United Nations Children's Fund (UNICEF)



UN Industrial Development Organization



UN Office for Drug and Crime (UNODC)



UN Office for Project Services (UNOPS)



UNWOMEN



World Food Programme (WFP)

Government of Somalia

## CONTRIBUTORS



DENMARK



Department for International Development (DFID)



EUROPEAN UNION



FINLAND



GERMANY



ITALY



NETHERLANDS



NORWAY



Peacebuilding Fund



SOMALIA



Swedish International Development Cooperation Agency (SIDA)



Swiss Agency for Development & Cooperation (SDC)



USAID

## DEFINITIONS

### **Allocation**

Amount approved by the Steering Committee for a project/programme

### **Approved Project/Programme**

A project/programme including budget, etc., that is approved by the Steering Committee for fund allocation purposes.

### **Contributor Commitment**

Amount(s) committed by a donor to a Fund in a signed Standard Administrative Arrangement with the UNDP Multi-Partner Trust Fund Office (MPTF Office), in its capacity as the Administrative Agent. A commitment may be paid or pending payment.

### **Contributor Deposit**

Cash deposit received by the MPTF Office for the Fund from a contributor in accordance with a signed Standard Administrative Arrangement.

### **Delivery Rate**

The percentage of funds that have been utilized, calculated by comparing expenditures reported by a Participating Organization against the 'net funded amount'.

### **Indirect Support Costs**

A general cost that cannot be directly related to any particular programme or activity of the Participating Organizations. UNDG policy establishes a fixed indirect cost rate of 7% of programmable costs.

### **Net Funded Amount**

Amount transferred to a Participating Organization less any refunds transferred back to the MPTF Office by a Participating Organization.

### **Participating Organization**

A UN Organization or other inter-governmental Organization that is an implementing partner in a Fund, as represented by signing a Memorandum of Understanding (MOU) with the MPTF Office for a particular Fund.

### **Project Expenditure**

The sum of expenses and/or expenditure reported by all Participating Organizations for a Fund irrespective of which basis of accounting each Participating Organization follows for donor reporting.

### **Project Financial Closure**

A project or programme is considered financially closed when all financial obligations of an operationally completed project or programme have been settled, and no further financial charges may be incurred.

### **Project Operational Closure**

A project or programme is considered operationally closed when all programmatic activities for which Participating Organization(s) received funding have been completed.

### **Project Start Date**

Date of transfer of first instalment from the MPTF Office to the Participating Organization.

### **Total Approved Budget**

This represents the cumulative amount of allocations approved by the Steering Committee.

### **US Dollar Amount**

The financial data in the report is recorded in US Dollars and due to rounding off of numbers, the totals may not add up.

**TABLE OF CONTENTS**

Introduction ..... 5

1. Sources and Uses of Funds ..... 6

2. Partner Contributions ..... 7

3. Interest Earned ..... 8

4. Transfer of Funds ..... 8

5. Expenditure and Financial Delivery Rates ..... 11

6. Cost Recovery ..... 18

7. Accountability and Transparency ..... 18

## INTRODUCTION

The Somalia Multi Window Trust Fund continued to be a strategic funding mechanism in 2019 for the delivery of Joint Programme activities across the portfolio in support of UN Strategic Framework priorities, under the oversight of the Government-led Somali Development and Reconstruction Facility.

The Somalia Multi Window Trust Fund continued to incentivize collective action and UN system-wide coherence, with the aim of reducing transaction costs, maximizing impact, and increasing national participation in programme design and implementation.

By the end of 2019, the Somalia Multi Window Trust Fund had received almost US\$ 375 million in commitments, with nearly US\$ 95 million being committed by 11 donor partners in 2019 alone. This represents the highest level of annual commitments since the Fund's establishment in 2015, demonstrating its added value and continued donor commitment and confidence in pooled-funding mechanisms. In 2019, the UN delivered approximately US\$ 91.8 million through Somalia Multi Window Trust Fund Joint Programmes, an increase from the US\$ 55.9 delivered through the Fund in 2018.

This Consolidated Annual Financial Report of the **Somalia Multi Window Trust Fund** is prepared by the United Nations Development Programme (UNDP) Multi-Partner Trust Fund Office (MPTF Office) in fulfillment of its obligations as Administrative Agent, as per the terms of Reference (TOR), the Memorandum of Understanding (MOU) signed between the UNDP MPTF Office and the Participating Organizations, and the Standard Administrative Arrangement (SAA) signed with contributors.

The MPTF Office, as Administrative Agent, is responsible for concluding an MOU with Participating Organizations and SAAs with contributors. It receives, administers and manages contributions, and disburses these funds to the Participating Organizations. The Administrative Agent prepares and submits annual consolidated financial reports, as well as regular financial statements, for transmission to contributors.

This consolidated financial report covers the period 1 January to 31 December **2019** and provides financial data on progress made in the implementation of projects of the **Somalia Multi Window Trust Fund**. It is posted on the MPTF Office GATEWAY (<http://mptf.undp.org/factsheet/fund/4SO00>).

The financial data in the report is recorded in US Dollars and due to rounding off of numbers, the totals may not add up.

## 2019 FINANCIAL PERFORMANCE

This chapter presents financial data and analysis of the **Somalia Multi Window Trust Fund** using the pass-through funding modality as of 31 December **2019**. Financial information for this Fund is also available on the MPTF Office GATEWAY, at the following address: <http://mptf.undp.org/factsheet/fund/4SO00>.

### 1. SOURCES AND USES OF FUNDS

As of 31 December **2019**, **13** contributors deposited US\$ **344,828,652**, other MDTFs US\$ **7,856,135** in contributions and US\$ **1,488,602** was earned in interest.

The cumulative source of funds was US\$ **354,173,389** (see respectively, Tables 2 and 3).

Of this amount, US\$ **320,593,538** has been net funded to **15** Participating Organizations, of which US\$ **266,721,340** has been reported as expenditure. The Administrative Agent fee has been charged at the approved rate of 1% on deposits and amounts to US\$ **2,752,890**. Table 1 provides an overview of the overall sources, uses, and balance of the **Somalia Multi Window Trust Fund** as of 31 December 2019.

**Table 1. Financial Overview, as of 31 December 2019 (in US Dollars)**

	Annual 2018	Annual 2019	Cumulative
<b>Sources of Funds</b>			
Contributions from donors	90,372,988	73,560,255	344,828,652
Contributions to MDTFs	715,985	954,647	7,856,135
<b>- Sub-total Contributions</b>	<b>91,088,973</b>	<b>74,514,902</b>	<b>352,684,787</b>
Fund Earned Interest and Investment Income	389,761	842,050	1,488,602
Interest Income received from Participating Organizations	-	-	-
Refunds by Administrative Agent to Contributors	-	-	-
Fund balance transferred to another MDTF	-	-	-
Other Income	-	-	-
<b>Total: Sources of Funds</b>	<b>91,478,734</b>	<b>75,356,953</b>	<b>354,173,389</b>
<b>Use of Funds</b>			
Transfers to Participating Organizations	55,406,275	91,387,183	323,721,201
Refunds received from Participating Organizations	(386,319)	(304,892)	(3,127,663)
<b>Net Funded Amount</b>	<b>55,019,957</b>	<b>91,082,291</b>	<b>320,593,538</b>
Administrative Agent Fees	828,484	574,288	2,752,890
Direct Costs: (Steering Committee, Secretariat...etc.)	-	-	-
Bank Charges	683	957	3,033
Other Expenditures	75,246	161,315	695,397
<b>Total: Uses of Funds</b>	<b>55,924,370</b>	<b>91,818,850</b>	<b>324,044,857</b>
<b>Change in Fund cash balance with Administrative Agent</b>	<b>35,554,364</b>	<b>(16,461,898)</b>	<b>30,128,532</b>
Opening Fund balance (1 January)	11,036,065	46,590,430	-
<b>Closing Fund balance (31 December)</b>	<b>46,590,430</b>	<b>30,128,532</b>	<b>30,128,532</b>
Net Funded Amount (Includes Direct Cost)	55,019,957	91,082,291	320,593,538
Participating Organizations' Expenditure (Includes Direct Cost)	53,671,098	73,368,216	266,721,340
<b>Balance of Funds with Participating Organizations</b>			<b>53,872,198</b>

## 2. PARTNER CONTRIBUTIONS

Table 2 provides information on cumulative contributions received from all contributors to this Fund as of 31 December 2019.

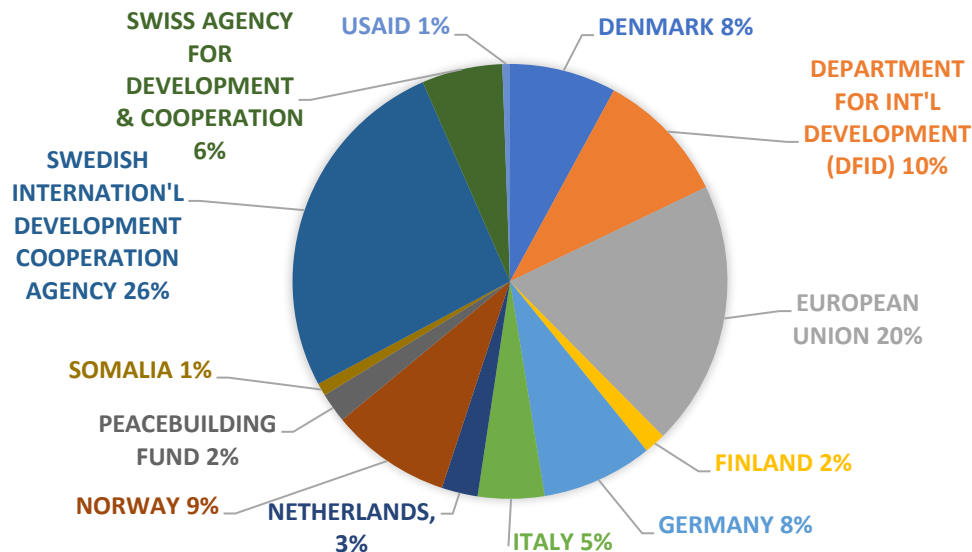
The **Somalia Multi Window Trust Fund** is currently being financed by **13** contributors, as listed in the table below.

The table below includes commitments made up to 31 December 2019 through signed Standard Administrative Agreements, and deposits made through 2019. It does not include commitments that were made to the fund beyond 2019.

**Table 2. Contributors' Commitments and Deposits, as of 31 December 2019 (in US Dollars)**

Contributors	Total Commitments	Prior Years as of 31-Dec-2018 Deposits	Current Year Jan-Dec-2019 Deposits	Total Deposits
DENMARK	28,325,768	20,538,893	7,439,986	27,978,879
DEPARTMENT FOR INTERNATIONAL DEVELOPMENT (DFID)	36,615,424	33,748,523	1,289,338	35,037,861
EUROPEAN UNION	78,830,452	53,408,171	16,131,486	69,539,658
FINLAND	5,644,200	2,283,000	3,361,200	5,644,200
GERMANY	29,156,026	24,720,225	4,435,801	29,156,026
ITALY	17,407,284	14,012,184	3,395,100	17,407,284
NETHERLANDS	11,455,200	6,905,200	2,550,000	9,455,200
NORWAY	39,689,037	22,937,030	8,609,785	31,546,815
PEACEBUILDING FUND	8,572,120	6,901,488	954,647	7,856,135
SOMALIA	3,332,364	3,332,364	-	3,332,364
SWEDISH INTERNATIONAL DEVELOPMENT COOPERATION AGENCY	92,575,475	73,367,244	19,208,231	92,575,475
SWISS AGENCY FOR DEVELOPMENT & COOPERATION	21,154,890	14,015,562	7,139,328	21,154,890
USAID	2,000,000	2,000,000	-	2,000,000
<b>Grand Total</b>	<b>374,758,240</b>	<b>278,169,885</b>	<b>74,514,902</b>	<b>352,684,787</b>

**Figure 1: Deposits by contributor, cumulative as of 31 December 2019**



### 3. INTEREST EARNED

Interest income is earned in two ways: 1) on the balance of funds held by the Administrative Agent (Fund earned interest), and 2) on the balance of funds held by the Participating Organizations (Agency earned interest) where their Financial Regulations and Rules allow return of interest to the AA.

As of 31 December 2019, Fund earned interest amounts to US\$ **1,488,602** and no interests were returned by the Participating Organizations.

Details are provided in the table below.

**Table 3. Sources of Interest and Investment Income, as of 31 December 2019 (in US Dollars)**

Interest Earned	Prior Years as of 31-Dec-2018	Current Year Jan-Dec-2019	Total
<b>Administrative Agent</b>			
Fund Earned Interest and Investment Income	646,551	842,050	1,488,602
<b>Total: Fund Earned Interest</b>	<b>646,551</b>	<b>842,050</b>	<b>1,488,602</b>

### 4. TRANSFER OF FUNDS

Allocations to Participating Organizations are approved by the Steering Committee and disbursed by the Administrative Agent.

As of 31 December 2019, the AA has transferred US\$ **323,721,201** to **15** Participating Organizations (see list below). Table 4 provides additional information on the refunds received by the MPTF Office, and the net funded amount for each of the Participating Organizations.

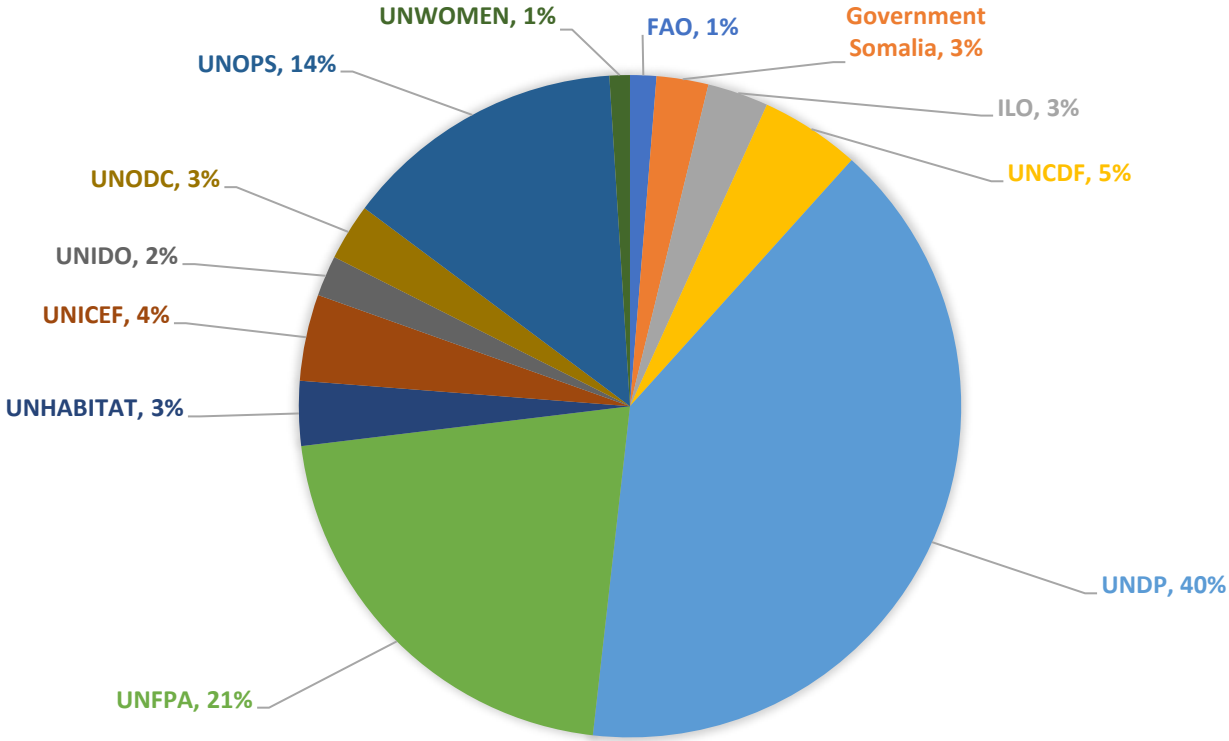
**Table 4. Transfer, Refund, and Net Funded Amount by Participating Organization, as of 31 December 2019 (in US Dollars)**

Participating Organization	Prior Years as of 31-Dec-2018			Current Year Jan-Dec-2019			Total		
	Transfers	Refunds	Net Funded	Transfers	Refunds	Net Funded	Transfers	Refunds	Net Funded
FAO	11,659,677		11,659,677	1,169,825		1,169,825	12,829,502		12,829,502
Government Somalia	3,338,115		3,338,115	2,311,222		2,311,222	5,649,337		5,649,337
ILO	12,413,943	(247,319)	12,166,625	2,719,883		2,719,883	15,133,827	(247,319)	14,886,508
IOM	4,358,340		4,358,340				4,358,340		4,358,340
UNCDF	15,473,180		15,473,180	4,461,818		4,461,818	19,934,998		19,934,998
UNDP	126,406,357	(2,551,018)	123,855,339	36,668,794	(1,163)	36,667,631	163,075,151	(2,552,181)	160,522,970
UNEP	551,139		551,139				551,139		551,139
UNFPA	9,958,280		9,958,280	19,450,539		19,450,539	29,408,819		29,408,819
UNHABITAT	12,966,090		12,966,090	2,881,580		2,881,580	15,847,669		15,847,669
UNICEF	8,313,127		8,313,127	3,857,707		3,857,707	12,170,834		12,170,834



UNIDO				1,813,479		1,813,479	1,813,479		1,813,479
UNODC	7,358,320		7,358,320	2,529,123	(282,292)	2,246,831	9,887,443	(282,292)	9,605,151
UNOPS	12,634,376	(24,434)	12,609,941	12,614,037	(21,438)	12,592,599	25,248,413	(45,872)	25,202,541
UNWOMEN	6,341,781		6,341,781	909,177		909,177	7,250,958		7,250,958
WFP	561,293		561,293				561,293		561,293
<b>Grand Total</b>	<b>232,334,018</b>	<b>(2,822,771)</b>	<b>229,511,247</b>	<b>91,387,183</b>	<b>(304,892)</b>	<b>91,082,291</b>	<b>323,721,201</b>	<b>(3,127,663)</b>	<b>320,593,538</b>

Figure 2: Transfers amount by Participating Organization for the period of 1 January to 31 December 2019



#### 4.2. TRANSFER BY SECTOR

Table 4.2 shows the total Net Funded Amount by Sector. The **Somalia Multi Window Trust Fund** has the following **13** thematic areas as listed in the table below.

As shown in Figure 3, in **2019**, the Sectors receiving the largest share of transfers were: NDP2 Rule of Law (30%), NDP5 Social & Human Development (21%), and NDP3 Effective Institutions (20%).

**Table 4.2 Cumulative net funded amount by Sector as of 31 December 2019 (in US Dollars)**

Sectors	Cumulative Net Funded Amount
Capacity Building	12,186,259
Enabling Service	14,164,185
NDP1 Inclusive Politics	22,446,010
NDP2 Rule of Law	33,843,864
NDP3 Effective Institutions	32,362,058
NDP5 Social & Human Development	29,408,819
NDP8 Gender & Human Rights	3,323,584
NDP9 Stabilization	1,670,632
PSG 1 Inclusive Politics	52,137,900
PSG 2 Security	16,119,242
PSG 3 Justice	20,047,772
PSG 4 Economic Foundations	36,509,304
PSG 5 Services and Revenues	46,373,909
<b>Total:</b>	<b>320,593,538</b>

## 5. EXPENDITURE AND FINANCIAL DELIVERY RATES

All final expenditures reported for the year **2019** were submitted by the Headquarters of the Participating Organizations. These were consolidated by the MPTF Office.

Project expenditures are incurred and monitored by each Participating Organization, and are reported as per the agreed upon categories for inter-agency harmonized reporting. The reported expenditures were submitted via the MPTF Office's online expenditure reporting tool. The **2019** expenditure data has been posted on the MPTF Office GATEWAY at <http://mptf.undp.org/factsheet/fund/4SO00>.

## 5.1 EXPENDITURE REPORTED BY PARTICIPATING ORGANIZATION

In **2019**, US\$ **91,082,291** was net funded to Participating Organizations, and US\$ **73,368,216** was reported in expenditure.

As shown in table below, the cumulative net funded amount is US\$ **320,593,538** and cumulative expenditures reported by the Participating Organizations amount to US\$ **266,721,340**. This equates to an overall Fund expenditure delivery rate of **83** percent.

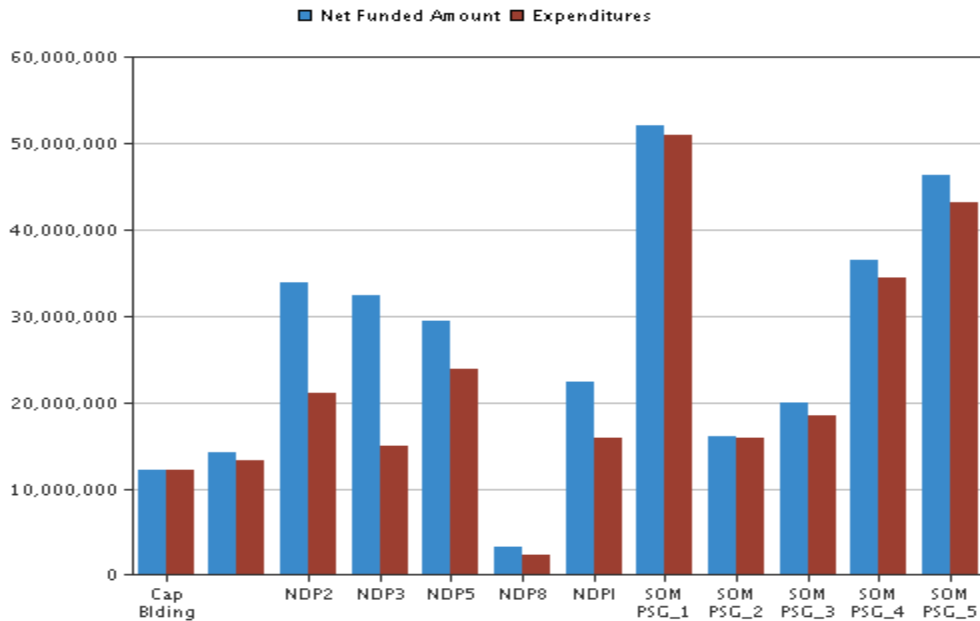
**Table 5.1a Net Funded Amount, Reported Expenditure, and Financial Delivery by Participating Organization, as of 31 December 2019 (in US Dollars)**

Participating Organization	Current Year Jan-Dec 2019		Total		Delivery Rate %
	Net Funded Amount	Expenditure	Net Funded Amount	Expenditure	
FAO	1,169,825	2,957,060	12,829,502	12,185,929	94.98
Government of Somalia	2,311,222	288,505	5,649,337	3,288,026	58.20
ILO	2,719,883	1,993,254	14,886,508	11,521,509	77.40
IOM			4,358,340	4,358,223	100.00
UNCDF	4,461,818	3,741,869	19,934,998	16,405,686	82.30
UNDP	36,667,631	30,878,828	160,522,970	143,251,591	89.24
UNEP		62,110	551,139	157,254	28.53
UNFPA	19,450,539	18,019,256	29,408,819	23,803,948	80.94
UNHABITAT	2,881,580	1,540,935	15,847,669	9,013,953	56.88
UNICEF	3,857,707	4,011,417	12,170,834	10,134,631	83.27
UNIDO	1,813,479	1,788,738	1,813,479	1,788,738	98.64
UNODC	2,246,831	394,552	9,605,151	7,466,927	77.74
UNOPS	12,592,599	5,570,488	25,202,541	16,371,068	64.96
UNWOMEN	909,177	1,830,838	7,250,958	6,412,564	88.44
WFP		290,365	561,293	561,293	100.00
<b>Total</b>	<b>91,082,291</b>	<b>73,368,216</b>	<b>320,593,538</b>	<b>266,721,340</b>	<b>83.20</b>

**Table 5.1b: Expenditure with breakdown by Sector (in US Dollars)**

Country/Sector	Current Year Jan-Dec-2019		Total		Delivery Rate %
	Net Funded Amount	Expenditure	Net Funded Amount	Expenditure	
<b>Somalia</b>					
Capacity Building		90,166	12,186,259	12,165,069	99.83
Enabling Service	2,900,000	2,742,056	14,164,185	13,337,706	94.17
NDP1 Inclusive Politics	11,627,345	7,466,944	22,446,010	15,929,490	70.97
NDP2 Rule of Law	27,325,698	17,211,202	33,843,864	21,127,174	62.43
NDP3 Effective Institutions	18,624,020	10,951,618	32,362,058	14,977,275	46.28
NDP5 Social & Human Development	19,450,539	18,019,256	29,408,819	23,803,948	80.94
NDP8 Gender & Human Rights	1,723,854	1,872,760	3,323,584	2,375,889	71.49
NDP9 Stabilization	1,670,632		1,670,632		0
PSG 1 Inclusive Politics	1,275,246	1,383,332	52,137,900	50,989,492	97.80
PSG 2 Security	(21,438)	376,047	16,119,242	15,791,348	97.97
PSG 3 Justice	1,163,495	603,114	20,047,772	18,506,432	92.31
PSG 4 Economic Foundations	5,342,899	10,049,538	36,509,304	34,500,215	94.50
PSG 5 Services and Revenues		2,602,182	46,373,909	43,217,302	93.19
<b>Somalia Total:</b>	<b>91,082,291</b>	<b>73,368,216</b>	<b>320,593,538</b>	<b>266,721,340</b>	<b>83.20</b>
<b>Grand Total:</b>	<b>91,082,291</b>	<b>73,368,216</b>	<b>320,593,538</b>	<b>266,721,340</b>	<b>83.20</b>

**Figure 4: Cumulative Net Funded Amount and Expenditure with Breakdown by Sector**



## 5.2 EXPENDITURE BY PROJECT

Table 5.2 displays the net funded amounts, expenditures reported and the financial delivery rates by Participating Organization.

**Table 5.2 Expenditure by Project within Sector, as of 31 December 2019 (in US Dollars)**

Sector / Project No. and Project Title		Participating Organization	Project Status	Total Approved Amount	Net Funded Amount	Total Expenditure	Delivery Rate %
<b>Capacity Building</b>							
00096489	CAPACITY BUILDING	UNDP	On Going	12,186,259	12,186,259	12,165,069	99.83
<b>Capacity Building: Total</b>				<b>12,186,259</b>	<b>12,186,259</b>	<b>12,165,069</b>	<b>99.83</b>
<b>Enabling Service</b>							
00096490	ENABLING SERVICES	UNDP	On Going	16,092,276	10,230,726	9,889,771	96.67
00096490	ENABLING SERVICES	UNOPS	On Going	3,777,204	2,189,927	1,740,070	79.46
00096490	ENABLING SERVICES	UNWOMEN	On Going	1,761,143	1,743,532	1,707,865	97.95
<b>Enabling Service: Total</b>				<b>21,630,623</b>	<b>14,164,185</b>	<b>13,337,706</b>	<b>94.17</b>
<b>NDP1 Inclusive Politics</b>							
00108826	Electoral Support	UNDP	On Going	7,611,719	7,611,719	4,113,906	54.05
00109240	Constitution Review (CRSP-II)	UNDP	On Going	10,937,534	9,183,971	7,919,073	86.23
00113070	Parliament Support Programme	UNDP	On Going	20,018,656	2,508,633	2,084,674	83.10
00114146	Reconciliation and Federalism	UNDP	On Going	3,141,687	3,141,687	1,811,837	57.67
<b>NDP1 Inclusive Politics: Total</b>				<b>41,709,597</b>	<b>22,446,010</b>	<b>15,929,490</b>	<b>70.97</b>
<b>NDP2 Rule of Law</b>							
00108922	Joint Rule of Law Programme	UNDP	On Going	2,306,470	2,023,983	2,008,045	99.21
00108922	Joint Rule of Law Programme	UNICEF	On Going	511,600	200,000	195,496	97.75
00108922	Joint Rule of Law Programme	UNODC	On Going	282,292			0
00108922	Joint Rule of Law Programme	UNOPS	On Going	138,854	138,854	102,136	73.56
00108923	ROL FGS Ministry of Internal Security (MoS)	UNDP	On Going	2,247,130	2,224,658	1,869,486	84.03
00112621	Joint Justice Programms	UNDP	On Going	9,311,546	9,311,546	8,364,120	89.83
00112621	Joint Justice Programme	UNICEF	On Going	566,971	566,971	527,586	93.05
00112621	Joint Justice Programme	UNWOMEN	On Going	465,850	465,850	400,375	85.95
00112758	PCVE Project	UNDP	On Going	1,449,447	1,449,447	1,279,046	88.24
00113620	Joint Police Programme (JPP)	UNOPS	On Going	8,993,160	8,993,160	3,759,753	41.81
00115384	Joint Corrections Programme	UNODC	On Going	2,529,123	2,529,123	427,233	16.89
00115384	Joint Corrections Programme	UNOPS	On Going	2,820,877	2,820,877	479,350	16.99
00116195	Joint Security Sector Governance	UNDP	On Going	10,961,323	3,119,395	1,714,548	54.96
<b>NDP2 Rule of Law: Total</b>				<b>42,584,642</b>	<b>33,843,864</b>	<b>21,127,174</b>	<b>62.43</b>

NDP3 Effective Institutions							
00112301	Local Governance III	ILO	On Going	4,767,557	4,767,557	1,424,024	29.87
00112301	Local Governance III	UNCDF	On Going	6,349,142	6,349,142	2,851,591	44.91
00112301	Local Governance III	UNDP	On Going	10,016,257	10,016,257	5,771,197	57.62
00112301	Local Governance III	UNHABITAT	On Going	5,246,328	5,246,328	866,981	16.53
00112301	Local Governance III	UNICEF	On Going	5,462,670	5,462,670	3,554,219	65.06
00113235	Support to Aid Management and Coordination	UNDP	On Going	520,104	520,104	509,264	97.92
<b>NDP3 Effective Institutions: Total</b>				<b>32,362,058</b>	<b>32,362,058</b>	<b>14,977,275</b>	<b>46.28</b>

NDP5 Social & Human Developmen							
00112174	UN UNFPA CPD 2018-20	UNFPA	On Going	37,315,926	29,408,819	23,803,948	80.94
<b>NDP5 Social &amp; Human Development: Total</b>				<b>37,315,926</b>	<b>29,408,819</b>	<b>23,803,948</b>	<b>80.94</b>

NDP8 Gender & Human Rights							
00111670	Joint Human Rights Programme	UNDP	On Going	2,223,854	2,223,854	1,448,592	65.14
00112562	Strengthening Women's Capacities as Agents of Change	UNWOMEN	On Going	1,099,730	1,099,730	927,297	84.32
<b>NDP8 Gender &amp; Human Rights: Total</b>				<b>3,323,584</b>	<b>3,323,584</b>	<b>2,375,889</b>	<b>71.49</b>

NDP9 Stabilization							
00113903	Support to Stabilization Phase	Government of Somalia	On Going	2,386,617	1,670,632		0
<b>NDP9 Stabilization: Total</b>				<b>2,386,617</b>	<b>1,670,632</b>		<b>0</b>

PSG 1 Inclusive Politics							
00095366	SUPPORT FSG STABILIZE	UNDP	On Going	4,123,420	2,687,805	2,588,895	96.32
00096122	STATE FORMATION PROCESS	UNDP	On Going	4,342,043	4,028,074	4,028,074	100.00
00096139	ELECTORAL PROCESS	UNDP	On Going	17,995,598	17,995,598	17,965,877	99.83
00096485	CONSTITUTIONAL REVIEW	UNDP	On Going	4,034,624	3,441,027	3,440,932	100.00
00096825	PARLAMENTARY SUPPORT	UNDP	On Going	4,427,882	4,427,882	4,410,653	99.61
00101061	StEFS	UNDP	On Going	11,422,785	11,422,785	11,400,722	99.81
00103100	WOMEN'S EMPOWERMENT	UNDP	On Going	2,183,870	2,183,870	1,729,388	79.19
00103100	WOMEN'S EMPOWERMENT	UNWOMEN	On Going	1,592,518	1,592,518	1,066,727	66.98
00103432	ELECTORAL SUPPORT TO DELEGATES	IOM	On Going	1,059,300	1,059,300	1,059,241	99.99
00103433	ELECTORAL SUPPORT TO DELEGATES II	IOM	On Going	3,299,040	3,299,040	3,298,982	100.00
<b>PSG 1 Inclusive Politics: Total</b>				<b>54,481,081</b>	<b>52,137,900</b>	<b>50,989,492</b>	<b>97.80</b>

PSG 2 Security							
----------------	--	--	--	--	--	--	--

00096486	RULE OF LAW SECURITY	UNDP	On Going	2,826,630	2,826,630	2,807,777	99.33
00096486	RULE OF LAW SECURITY	UNICEF	On Going	242,701	242,701	242,701	100.00
00096486	RULE OF LAW SECURITY	UNODC	On Going	1,462,435	1,462,435	1,445,828	98.86
00096486	RULE OF LAW SECURITY	UNOPS	On Going	1,412,701	1,412,701	1,031,235	73.00
00096486	RULE OF LAW SECURITY	UNWOMEN	On Going	500,000	500,000	499,798	99.96
00096829	SUPPORT SOMALI POLICE FORCE	UNOPS	On Going	7,590,479	7,365,041	7,483,782	101.61
00098039	POLICE ADVISORY SERVICES	UNOPS	On Going	74,857	74,857	74,857	100.00
00098928	ROL SECURITY SOMALILAND	UNDP	On Going	934,892	934,892	931,211	99.61
00098928	ROL SECURITY SOMALILAND	UNICEF	On Going	109,079	109,079	109,079	100.00
00098928	ROL SECURITY SOMALILAND	UNODC	On Going	259,079	259,079	248,052	95.74
00098928	ROL SECURITY SOMALILAND	UNWOMEN	On Going	250,000	250,000	235,201	94.08
00104503	REHABILITATION PILOT PROJECT	UNOPS	Operationally Closed	703,265	681,827	681,827	100.00
<b>PSG 2 Security: Total</b>				<b>16,366,118</b>	<b>16,119,242</b>	<b>15,791,348</b>	<b>97.97</b>

<b>PSG 3 Justice</b>							
00096487	RULE OF LAW JUSTICE	UNDP	On Going	10,763,161	8,862,766	8,844,822	99.80
00096487	RULE OF LAW JUSTICE	UNICEF	On Going	3,760,237	697,663	697,663	100.00
00096487	RULE OF LAW JUSTICE	UNODC	On Going	6,448,740	4,954,514	4,954,932	100.01
00096487	RULE OF LAW JUSTICE	UNOPS	On Going	1,969,088	982,304	542,057	55.18
00096487	RULE OF LAW JUSTICE	UNWOMEN	On Going	2,151,327	1,449,328	1,430,614	98.71
00098929	ROL JUSTICE SOMALILAND	UNDP	On Going	744,709	744,709	744,344	99.95
00098929	ROL JUSTICE SOMALILAND	UNICEF	On Going	100,000	100,000	100,000	100.00
00098929	ROL JUSTICE SOMALILAND	UNODC	On Going	400,000	400,000	390,883	97.72
00098929	ROL JUSTICE SOMALILAND	UNOPS	On Going	542,992	542,992	476,001	87.66
00098929	ROL JUSTICE SOMALILAND	UNWOMEN	On Going	150,000	150,000	144,687	96.46
00114273	Construction & Rehabilitation	Government of Somalia	On Going	640,590	640,590	120,272	18.78
00114273	Construction & Rehabilitation	UNDP	On Going	522,905	522,905	60,157	11.50
<b>PSG 3 Justice: Total</b>				<b>28,193,750</b>	<b>20,047,772</b>	<b>18,506,432</b>	<b>92.31</b>

<b>PSG 4 Economic Foundations</b>							
00096488	YOUTH EMPLOYMENT	FAO	On Going	10,356,672	10,356,672	10,370,704	100.14
00096488	YOUTH EMPLOYMENT	ILO	On Going	4,775,198	4,636,198	4,615,689	99.56
00096488	YOUTH EMPLOYMENT	UNDP	On Going	8,113,843	7,974,843	7,635,169	95.74
00096488	YOUTH EMPLOYMENT	UNHABITAT	On Going	4,374,800	4,374,800	4,656,172	106.43
00096488	YOUTH EMPLOYMENT	UNIDO	On Going	1,813,479	1,813,479	1,788,738	98.64
00100442	JP PROSCAL	FAO	On Going	2,472,830	2,472,830	1,815,225	73.41
00100442	JP PROSCAL	UNDP	On Going	4,548,312	4,329,344	3,461,264	79.95
00100442	JP PROSCAL	UNEP	On Going	551,139	551,139	157,254	28.53
<b>PSG 4 Economic Foundations: Total</b>				<b>37,006,272</b>	<b>36,509,304</b>	<b>34,500,215</b>	<b>94.50</b>

<b>PSG 5 Services and Revenues</b>							
00096397	JP LOCAL GOVERNANCE JPLG	ILO	On Going	5,730,072	5,482,753	5,481,796	99.98
00096397	JP LOCAL GOVERNANCE JPLG	UNCDF	On Going	13,585,856	13,585,856	13,554,095	99.77
00096397	JP LOCAL GOVERNANCE JPLG	UNDP	On Going	12,248,194	12,248,194	12,122,680	98.98
00096397	JP LOCAL GOVERNANCE JPLG	UNHABITAT	On Going	6,226,542	6,226,542	3,490,800	56.06
00096397	JP LOCAL GOVERNANCE JPLG	UNICEF	On Going	3,838,042	3,838,042	3,835,867	99.94
00100391	SOMALIA UN MPTF NATIONAL WINDOW	Government of Somalia	On Going	1,902,500	1,902,500	1,902,500	100.00
00100391	SOMALIA UN MPTF NATIONAL WINDOW	UNDP	On Going	139,408	139,408	130,997	93.97
00106901	JP SOCIAL PROTECTION	UNICEF	On Going	953,707	953,707	872,020	91.43
00106901	JP SOCIAL PROTECTION	WFP	On Going	561,293	561,293	561,293	100.00
00105960	SUPPORT FGS STABILIZE NEWLY RECOVERED AREAS	Government of Somalia	Operationally Closed	1,435,615	1,435,615	1,265,254	88.13
<b>PSG 5 Services and Revenues: Total</b>				<b>46,621,227</b>	<b>46,373,909</b>	<b>43,217,302</b>	<b>93.19</b>
<b>Grand Total</b>				<b>376,167,753</b>	<b>320,593,538</b>	<b>266,721,340</b>	<b>83.20</b>



### 5.3 EXPENDITURE REPORTED BY CATEGORY

Project expenditures are incurred and monitored by each Participating Organization and are reported as per the agreed eight categories for inter-agency harmonized reporting.

#### 2012 CEB Expense Categories

1. Staff and personnel costs
2. Supplies, commodities and materials
3. Equipment, vehicles, furniture and depreciation
4. Contractual services
5. Travel
6. Transfers and grants
7. General operating expenses
8. Indirect costs

The national government expenditures are recorded as a separate budgetary line.

**Table 5.3 Expenditure by UNDG Budget Category (and national government expenditure), as of 31 December 2019 (in US Dollars)**

Category	Expenditure			Percentage of Total Programme Cost
	Prior Years as of 31-Dec-2018	Current Year Jan-Dec-2019	Total	
Staff & Personnel Cost	36,482,506	10,330,688	46,813,195	18.76
Suppl, Comm, Materials	2,301,735	1,164,075	3,465,810	1.39
Equip, Veh, Furn, Depn	5,838,836	2,301,579	8,140,415	3.26
Contractual Services	57,326,702	22,565,644	79,892,346	32.02
Travel	11,800,026	4,427,354	16,227,381	6.50
Transfers and Grants	24,139,652	8,756,054	32,895,707	13.19
General Operating	39,759,351	19,001,502	58,760,853	23.55
National Govt. Expenditure	2,999,521	288,505	3,288,026	1.32
<b>Programme Costs Total</b>	<b>180,648,330</b>	<b>68,835,401</b>	<b>249,483,731</b>	<b>100.00</b>
<sup>1</sup> Indirect Support Costs Total	12,704,794	4,532,815	17,237,609	6.91
<b>Total</b>	<b>193,353,124</b>	<b>73,368,216</b>	<b>266,721,340</b>	

<sup>1</sup> **Indirect Support Costs** charged by Participating Organization, based on their financial regulations, can be deducted upfront or at a later stage during implementation. The percentage may therefore appear to exceed the 7% agreed-upon for on-going projects. Once projects are financially closed, this number is not to exceed 7%.

## 6. COST RECOVERY

Cost recovery policies for the Fund are guided by the applicable provisions of the Terms of Reference, the MOU concluded between the Administrative Agent and Participating Organizations, and the SAAs concluded between the Administrative Agent and Contributors, based on rates approved by UNDG.

The policies in place, as of 31 December 2019, were as follows:

- **The Administrative Agent (AA) fee:** 1% is charged at the time of contributor deposit and covers services provided on that contribution for the entire duration of the Fund. In the reporting period US\$ 574,288 was deducted in AA-fees. Cumulatively, as of 31 December 2019, US\$ 2,752,890 has been charged in AA-fees.
- **Indirect Costs of Participating Organizations:** Participating Organizations may charge 7% indirect costs. In the current reporting period US\$ 4,532,815 was deducted in indirect costs by Participating Organizations. Cumulatively, indirect costs amount to US\$ 17,237,609 as of 31 December 2019.

## 7. ACCOUNTABILITY AND TRANSPARENCY

In order to effectively provide fund administration services and facilitate monitoring and reporting to the UN system and its partners, the MPTF Office has developed a public website, the MPTF Office Gateway (<http://mptf.undp.org>). Refreshed in real time every two hours from an internal enterprise resource planning system, the MPTF Office Gateway has become a standard setter for providing transparent and accountable trust fund administration services.

The Gateway provides financial information including: contributor commitments and deposits, approved programme budgets, transfers to and expenditures reported by Participating Organizations, interest income and other expenses. In addition, the Gateway provides an overview of the MPTF Office portfolio and extensive information on individual Funds, including their purpose, governance structure and key documents. By providing easy access to the growing number of narrative and financial reports, as well as related project documents, the Gateway collects and preserves important institutional knowledge and facilitates knowledge sharing and management among UN Organizations and their development partners, thereby contributing to UN coherence and development effectiveness.

**Multi-Partner Trust Fund Office  
Bureau for Management Services  
United Nations Development Programme**  
**[GATEWAY: http://mptf.undp.org](http://mptf.undp.org)**

