






PAGE PARTNERSHIP FOR ACTION ON GREEN ECONOMY

Multi-Partner Trust Fund UN Agency Annual Work Plan (15th request to MPTF)

	Participating UN Organization: United Nations Industrial Development Organization
UN Agency Contact: Ozunimi Lilian ITI Address: Vienna International Centre, P.O. Box 300, Wagramerstrasse, 1400 Vienna Telephone: (+43) 1 26026 3491 E-mail: O.ITI@unido.org	For revised budget request indicate MPTF project numbers: MPTF number – ODA project: 105893 MPTF number – Non-ODA project: 108027
List of countries: ODA Countries: Burkina Faso, Kyrgyz Republic, Mauritius, Brazil (Mato Grosso), Senegal, Ghana, Mongolia, South Africa, Peru, China (Jiangsu Province), Guyana, Argentina, India, Indonesia, Kazakhstan, Guatemala, Morocco, Thailand Non-ODA Countries: Barbados, Uruguay	
	Total additional budget: USD 917,889 Additional budget – ODA: USD 711,379 Additional budget – Non-ODA: USD 206,510 Total Budget Approved: From ODA project Initial budget – ODA: USD 3,081,388 Additional budget - ODA: USD 711,379 New total ODA budget: USD 3,792,767 From NON-ODA project Initial budget – Non-ODA: USD 493,912 Additional budget – Non-ODA: USD 206,510 New total Non-ODA budget: USD 700,422

	<p><u>Duration</u></p> <p>Project Start Date: June 2017</p> <p>Project End Date: 31 December 2022</p> <p>Total duration (in months): 66</p>
--	---

SIGNATURES	
Participating UN Organization	
Name of Representative: Hiroshi Kuniyoshi, Deputy to Director-General	
Signature	 
Name of Agency: United Nations Industrial Development Organization	
Date & Seal 20/04/2021	
Management Board	
Name: Vic van Vuuren, Director, Enterprises Department, ILO	
Signature	
Chair, PAGE Management Board	
Date & Seal 21/04/2021	

Annex 1: UN Agency Work Plan – United Nations Industrial Development Organization
(UNIDO)

A. ODA Project

Activities under 2020-2021 Workplan (PART II for 2020 – 2021 work plan)

The following outputs and activities describe how UNIDO will contribute to the Results Framework of PAGE from the ODA project.

Outcome 1 Countries have reinforced and integrated inclusive green economy (IGE) goals targets into SDG aligned national economic and development planning through multi-stakeholder collaboration.

Total direct costs: USD 56,500

Output 1.1 - IGE diagnostics, assessments, and policy analysis undertaken (USD 46,500)

Kazakhstan

Support the updating of Green Economy Concept – Phase 1, with a focus on assessing sustainable energy scenarios and waste sector development

Total direct cost: USD 46,500

Tentative date of completion: March 2022

Output 1.2 - Public, private and civil society stakeholders mobilized and engaged in cross-sectoral IGE prioritization (USD 10,000)

Argentina

Conduct technical missions to support planning and coordination activities with Ministries

Total direct cost: USD 5,000

Tentative date of completion: 30 April 2022

China (Jiangsu Province)

Organize outreach and communications activities including travel to international and regional conferences such as Convention on Biological Diversity COP15 in Kunming in May, 2021

Total direct cost: USD 5,000

Tentative date of completion: June 2022

Outcome 2 Countries are implementing evidence based sectoral and thematic reforms in line with national IGE priorities.

Total direct costs: USD 367,000

Output 2.1 - Sectoral and thematic diagnostics, assessments, and policy analysis undertaken (USD 294,000)

India

Assess key macro drivers for economic growth and employment in India and map high impact opportunities to initiate the transition towards inclusive, green growth focused on manufacturing

Total direct cost: USD 15,000

Tentative date of completion: March 2022

India

Operationalize and initiate inclusive, green economy transformative roadmaps for high impact industrial sectors including textiles and garments.

Total direct cost: USD 100,000

Tentative date of completion: March 2022

Indonesia

Conduct a resource efficiency scoping assessment on the Cement sector and develop a resource efficiency guidance for implementing the Low Carbon Development Initiative (LCDI) in large industrial plants.

Total direct cost: USD 65,000

Tentative date of completion: March 2022

Indonesia

Support the Ministry of Industry in formulating national policy for more effective implementation of green industry.

Total direct cost: USD 19,000

Tentative date of completion: March 2022

Kazakhstan

Support the redirection of emission payments collected on regional level towards greening Small and Medium-sized Enterprises (SMEs), green jobs creation and access to green technology.

Total direct cost: USD 50,000

Tentative date of completion: March 2022

Brazil (Mato Grosso)

Develop an observatory to assess employment generated under Produce, Conserve, Include (PCI) and PAGE and propose an implementation programme to further support important economic sectors

Total direct cost: USD 30,000

Tentative date of completion: 30 April 2022

Mongolia

Conduct technical and economic analysis on renewable energy generation from natural resources and identify the high potential business sectors to be benefited from renewable energy generation.

Total direct cost: USD 15,000

Tentative date of completion: December 2021

Output 2.2 – Advisory support integrated into the design and advancement of sectoral and/or thematic policies, strategies, and plans (USD 73,000)

Argentina

Conduct studies and participatory dialogues for development of policies and measures to promote the circular economy in key sectors

Total direct cost: USD 33,000

Tentative date of completion: 30 April 2022

Argentina

Design a fiscal stimulus plan for green recovery that is consistent with sustainability criteria for strategic sectors, including policy proposals and fiscal measures

Total direct cost: USD 40,000

Tentative date of completion: 30 April 2022

Outcome 3	Individual, institutional and planning capacities for Inclusive Green Economy (IGE) action strengthened at the national and global level.	Total direct costs: USD 8,340
------------------	--	--------------------------------------

Output 3.1 - Capacity development support delivered to national institutions (USD 8,340)

Indonesia

Conduct targeted webinars/capacity building workshops involving relevant ministries and key stakeholders on green industry for green economic recovery.

Total direct cost: USD 8,340

Tentative date of completion: December 2021

Project management	Total direct costs: USD 8,000
---------------------------	--------------------------------------

Brazil (Mato Grosso)

National PAGE Coordinator salary and related cost

Total direct cost: USD 8,000

Tentative date of completion: 30 April 2022

Activities under Additional Support for Green Recovery Workplan (2021-2022)

Outcome 2 Countries are implementing evidence based sectoral and thematic reforms in line with national IGE priorities.

Total direct costs: USD 208,000

Output 2.2 - Advisory support integrated into the design and advancement of sectoral and/or thematic policies, strategies, and plans (USD 178,000)

Argentina

Develop green industrial reconversion scenarios for prioritized high impact industries, with a focus on technological innovation for the Circular Economy such as Industrial Parks, Reverse Logistics Systems, and product design.

Total direct cost: USD 88,000

Tentative date of completion: 30 April 2022

Mauritius

Provide technical support on creating the enabling environment and incentives to boost sustainable agro-processing industry including high growth potential Small and Medium Enterprises (SMEs)

Total direct cost: USD 40,000

Tentative date of completion: 30 April 2022

Senegal

Support to Senegal and the plastic industry in the implementation of the law on the prevention and reduction of the environmental impact of plastic products.

Total direct cost: USD 50,000

Tentative date of completion: 30 April 2022

Output 2.3 - IGE financing partners mobilized and engaged including UNCT, donors, IFIs, development banks and private sector (USD 30,000)

Brazil (Mato Grosso)

Assess sources of funding to support related government's policies and actions and a green recovery in the family agriculture sector

Total direct cost: USD 30,000

Tentative date of completion: 30 April 2022

Outcome 3 Individual, institutional and planning capacities for Inclusive Green Economy (IGE) action strengthened at the national and global level.

Total direct costs: USD 17,000

Output 3.2 - Nationally tailored training programs developed and delivered (USD 17,000)

South Africa

Provide technical support and business development services to existing and emerging green entrepreneurs and business ventures that come through the Driving Force for Change (DFC) and the Imvelisi African Entrepreneurs programme to grow their business and create jobs.

Total direct cost: USD 17,000

Tentative date of completion: March 2022

Sub-total Project Costs (under the ODA project): USD 664,840

Indirect Support Costs: USD 46,539

Total Costs ODA: USD 711,379

B. Non-ODA Project

Activities under 2020-2021 Workplan (PART II for 2020 – 2021 work plan)

The following outputs and activities describe how ILO will contribute to the Results Framework of PAGE from the non-ODA project.

Outcome 2 Countries are implementing evidence based sectoral and thematic reforms in line with national IGE priorities.

Total direct costs: USD 100,000

Output 2.1 - Sectoral and thematic diagnostics, assessments, and policy analysis undertaken (USD 100,000)

Uruguay

Support the organization of the 2021 edition of the Uruguay Circular Award, the implementation of the Circular Opportunities Program and of the National Circular Economy Plan

Total direct cost: USD 100,000

Tentative date of completion: 30 April 2022

Outcome 3 Individual, institutional and planning capacities for Inclusive Green Economy (IGE) action strengthened at the national and global level.

Total direct costs: USD 15,000

Output 3.1 - Capacity development support delivered to national institutions (USD 15,000)

Uruguay

Undertake capacity building workshops and trainings at the cross-cutting level: green economy, circular economy and bioeconomy

Total direct cost: USD 15,000

Tentative date of completion: 30 April 2022

Project management

Total direct costs: USD 78,000

Uruguay

National PAGE Coordinator salary and related cost

Total direct cost: USD 46,000

Tentative date of completion: December 2021

Uruguay

Overall coordination lead agency

Total direct cost: USD 32,000

Tentative date of completion: December 2021

Sub-total Project Costs (under the Non-ODA project): USD 193,000

Indirect Support Costs: USD 13,510

Total Costs Non-ODA: USD 206,510

Budget for Annex 1: Budget Revision with additional allocations for (Part II for 2020-2021 work plan and additional support for green recovery):

UNIDO BUDGET Revision (USD)						
CATEGORIES	Earlier Budget for ODA project	Additional Budget: (2020-2021 WP; Part II, Green Recovery funds) ODA BUDGET	Total Budget for ODA project	Earlier Budget for NON-ODA project	Additional Budget: (2020-2021 WP; Part II) NON-ODA BUDGET	Total Budget for NON-ODA project
1. Staff and other personnel	262,480	39,990	302,470	28,410	11,900	40,310
2. Supplies, Commodities, Materials						
3. Equipment, Vehicles, and Furniture (including Depreciation)					2,000	2,000
4. Contractual services	2,226,322	589,560	2,815,882	404,590	173,100	577,690
5. Travel	350,500	20,200	370,700	27,600		27,600
6. Transfers and Grants to Counterparts						
7. General Operating and other Direct Costs	40,500	15,090	55,590	1,000	6,000	7,000
Sub-Total Project Costs	2,879,802	664,840	3,544,642	461,600	193,000	654,600
8. Indirect Support Costs** (7%)	201,586	46,539	248,125	32,312	13,510	45,822
TOTAL	3,081,388	711,379	3,792,767	493,912	206,510	700,422

**The rate shall not exceed 7% of the total of categories 1-7, as specified in the PAGE MOU and should follow the rules and guidelines of each recipient organization. Note that Agency-incurred direct project implementation costs should be charged to the relevant budget line, according to the Agency's regulations, rules and procedures.