



CONSOLIDATED ANNUAL FINANCIAL REPORT of the Administrative Agent

United Nations Road Safety Trust Fund for the period 1 January to 31 December 2023

UN Multi-Partner Trust Fund Office
United Nations Development Programme
GATEWAY: <https://mptf.undp.org>

May 2024





DEFINITIONS

Allocation/Total Approved Budget

Amount approved by the Steering Committee for a project/programme. The total approved budget represents the cumulative amount of allocations approved by the Steering Committee.

Approved Project/Programme

A project/programme including budget, etc., that is approved by the Steering Committee for fund allocation purposes.

Contributor Commitment

Amount(s) committed by a contributor to a Fund in a signed donor agreement with the UNDP Multi-Partner Trust Fund Office (MPTF Office), in its capacity as the Administrative Agent. A commitment may be paid or pending payment.

Contributor Deposit

Cash deposit received by the MPTF Office for the Fund from a contributor in accordance with a signed donor agreement.

Delivery Rate

The percentage of funds that have been utilized, calculated by comparing expenditures reported by a Participating Organization and Non-UN Organization against the 'net funded amount'. This does not include expense commitments by Participating Organizations.

Donor Agreement

Standard Administrative Arrangement and/or European Commission contribution agreement between contributor/donor and MPTF Office.

Net Funded Amount

Amount transferred to a Participating Organization less any refunds transferred back to the MPTF Office by a Participating Organization.

Participating Organization

A UN Organization or other inter-governmental Organization that is a partner in a Fund, as represented by signing a Memorandum of Understanding (MOU) with the MPTF Office for a particular Fund.

Project Expenditure

The sum of expenses and/or expenditure reported by all Participating Organizations for a Fund irrespective of which basis of accounting each Participating Organization follows for donor reporting.

Project Financial Closure

A project or programme is considered financially closed when all financial obligations of an operationally completed project or programme have been settled, and no further financial charges may be incurred. MPTF Office will report a project financially closed once the financial report(s) has been received and any balance of funds refunded.

Project Operational Closure

A project or programme is deemed operationally closed once all activities funded for Participating Organization(s) have been concluded, and the Steering Committee has approved the final narrative report.

Project Start Date

Project/ Joint programme start date as per the programmatic document.

US Dollar Amount

The financial data in the report is recorded in US Dollars.

Transferred Funds

Funds transferred to Participating Organizations by the Administrative Agent in accordance with the Steering Committee's request.



TABLE OF CONTENTS

Introduction	4
1. Sources and Uses of Funds	5
2. Partner Contributions	6
3. Interest Earned	7
4. Transfer Of Funds	8
5. Expenditure and Financial Delivery Rates	9
6. Cost Recovery	11
7. Accountability and Transparency	11
8. Direct Cost	11
9. Annexes	12



INTRODUCTION

This Consolidated Annual Financial Report of the **United Nations Road Safety Trust Fund** is prepared by the United Nations Development Programme (UNDP) Multi-Partner Trust Fund Office (MPTF Office) in fulfillment of its obligations as Administrative Agent, as per the terms of Reference (TOR), the Memorandum of Understanding (MOU) signed between the UNDP MPTF Office and the Participating Organizations, and the donor agreement signed with contributors/donors.

The MPTF Office, as Administrative Agent, is responsible for concluding an MOU with Participating Organizations and donor agreements with contributors/donors. It receives, administers and manages contributions,

and disburses these funds to the Participating Organizations. The Administrative Agent prepares and submits annual consolidated financial reports, as well as regular financial statements, for transmission to stakeholders.

This consolidated financial report covers the period 1 January to 31 December 2023 and provides financial data on progress made in the implementation of projects of the **United Nations Road Safety Trust Fund**. It is posted on the MPTF Office GATEWAY (<https://mptf.undp.org/fund/rds00>).



2023 FINANCIAL PERFORMANCE

This chapter presents financial data and analysis of the **United Nations Road Safety Trust Fund** using the pass-through funding modality as of 31 December **2023**. Financial information for this Fund is also available on the MPTF Office GATEWAY, at the following address: <https://mptf.undp.org/fund/rds00>.

1. SOURCES AND USES OF FUNDS

As of 31 December **2023**, **27** contributors deposited US\$ **27,879,585** and US\$ **691,043** was earned in interest.

The cumulative source of funds was US\$ **28,570,629**.

Of this amount, US\$ **19,094,325** has been net funded to **10** Participating Organizations, of which US\$ **11,694,157** has been reported as expenditure. The Administrative Agent fee has been charged at the approved rate of 1% on deposits and amounts to US\$ **253,800**. Table 1 provides an overview of the overall sources, uses, and balance of the **United Nations Road Safety Trust Fund** as of 31 December 2023.

Table 1 Financial Overview, as of 31 December 2023 (in US Dollars)

	Prior Years up to 31 Dec 2022	Financial Year Jan-Dec 2023	Total
Sources of Funds			
Contributions from donors	24,662,436	3,217,149	27,879,585
Sub-total Contributions	24,662,436	3,217,149	27,879,585
Fund Interest and Investment Income Earned	391,381	296,609	687,990
Interest Income received from Participating Organizations	3,053	-	3,053
Total: Sources of Funds	25,056,871	3,513,758	28,570,629
Use of Funds			
Transfers to Participating Organizations	8,911,840	3,749,452	12,661,292
Transfers to Participating Organizations for Direct Cost - Fund Secretariat etc	5,327,673	1,457,800	6,785,473
Sub-Total Transfers	14,239,513	5,207,252	19,446,765
Refunds received from Participating Organizations	(176,565)	(1,792)	(178,357)
Refunds received from Participating Organizations for Direct Cost	-	(174,084)	(174,084)
Sub-Total Refunds	(176,565)	(175,876)	(352,441)
Administrative Agent Fees	236,629	17,172	253,800
Bank Charges	1,059	476	1,534
Other Expenditures	9,995	15,000	24,995
Total: Uses of Funds	14,310,632	5,064,023	19,374,655
Change in Fund cash balance with Administrative Agent	10,746,239	(1,550,265)	9,195,973
Opening Fund balance (1 January)	7,584,362	10,746,239	-
Closing Fund balance (31 December)	10,746,239	9,195,973	9,195,973
Net Funded Amount (Includes Direct Cost)	14,062,948	5,031,376	19,094,325
Participating Organizations Expenditure (Includes Direct Cost)	7,268,077	4,426,080	11,694,157
Balance of Funds with Participating Organizations	6,794,871	605,296	7,400,168



2. PARTNER CONTRIBUTIONS

Table 2 provides information on cumulative contributions received from all contributors to this fund as of 31 December 2023.

The **United Nations Road Safety Trust Fund** is currently being financed by **27** contributors, as listed in the table below.

The table includes financial commitments made by the contributors through signed Standard Administrative Agreements with an anticipated deposit date as per the schedule of payments by 31 December 2023 and deposits received by the same date. It does not include commitments that were made to the fund beyond 2023.

Table 2. Contributions, as of 31 December 2023 (in US Dollars)

Contributors	Total Commitments	Total Deposits
Agence Française de Développement	1,096,613	1,096,613
Autoliv Inc.	1,000,000	1,000,000
Bridgestone Corporation	450,000	450,000
Essilor	200,000	200,000
European Union	2,499,540	2,499,540
FIA Foundation	11,032,459	11,032,459
Fondazione Unipolis	10,450	10,450
GlobalGiving on behalf of 3M	250,000	250,000
Government of Bahrain	250,000	250,000
Government of Croatia	211,160	211,160
Government of Cyprus	11,400	11,400
Government of Germany	1,049,602	1,049,602
Government of Hungary	90,000	90,000
Government of Luxembourg	1,134,959	1,134,959
Government of Mauritius	6,000	6,000
Government of Monaco	114,660	114,660
Government of Russian Federation	4,000,000	4,000,000
Government of Slovakia	17,123	17,123
HUMDA - Hungarian Motorsport and Green Mobility Development Agency	400,000	200,000
Keep Fighting Foundation	167,150	167,150
La Nuez Audiovisual Productions	5,027	5,027
Michelin Corporate Foundation	2,044,190	2,044,190
Pirelli	1,000,000	1,000,000
Private Sector (Online Individual Donations)	2,760	2,760
Revel	15,084	15,084
Swiss Philanthropy Foundation	21,408	21,408
TOTAL	1,000,000	1,000,000
Grand Total	28,079,585	27,879,585



3. INTEREST EARNED

Interest income is earned in two ways: 1) on the balance of funds held by the Administrative Agent (Fund earned interest), and 2) on the balance of funds held by the Participating Organizations (Agency earned interest) where their Financial Regulations and Rules allow return of interest to the AA.

As of 31 December **2023**, Fund earned interest amounts to US\$ **687,990**.

Interest received from Participating Organizations amounts to US\$ **3,053**, bringing the cumulative interest received to US\$ **691,043**. Details are provided in the table below.

Table 3. Sources of Interest and Investment Income, as of 31 December 2023 (in US Dollars)

Interest Earned	Prior Years up to 31-Dec-2022	Financial Year Jan-Dec-2023	Total
Administrative Agent			
Fund Interest and Investment Income Earned	391,381	296,609	687,990
Total: Fund Interest Earned	391,381	296,609	687,990
Participating Organization			
ESCAP	3,053	-	3,053
Total: Agency Interest Earned	3,053	-	3,053
Grand Total	394,434	296,609	691,043

4. TRANSFER OF FUNDS

Allocations to Participating Organizations are approved by the Steering Committee and disbursed by the Administrative Agent. As of 31 December 2023, the AA has transferred US\$ 19,446,765 to 10 Participating Organizations (see list below).

Table 4 provides additional information on the refunds received by the MPTF Office, and the net funded amount for each of the Participating Organizations.

Table 4. Transfer, Refund, and Net Funded Amount by Participating Organization (in US Dollars)

Participating Organization	Prior Years up to 31-Dec-2022			Financial Year Jan-Dec-2023			Total		
	Transfers	Refunds	Net Funded	Transfers	Refunds	Net Funded	Transfers	Refunds	Net Funded
ECA	968,573	-	968,573	10,000	-	10,000	978,573	-	978,573
ECE	5,619,248	-	5,619,248	1,778,630	(174,084)	1,604,546	7,397,878	(174,084)	7,223,795
ECLAC	1,156,000	-	1,156,000	-	-	-	1,156,000	-	1,156,000
ESCAP	973,986	(13,595)	960,391	993,500	-	993,500	1,967,486	(13,595)	1,953,891
ESCWA	865,709	-	865,709	415,452	-	415,452	1,281,161	-	1,281,161
UNDP	857,000	-	857,000	246,500	-	246,500	1,103,500	-	1,103,500
UNEP	312,750	-	312,750	396,170	-	396,170	708,920	-	708,920
UNHABITAT	1,156,480	-	1,156,480	600,500	(1,792)	598,708	1,756,980	(1,792)	1,755,188
UNICEF	1,325,079	-	1,325,079	-	-	-	1,325,079	-	1,325,079
WHO	1,004,688	(162,970)	841,718	766,500	-	766,500	1,771,188	(162,970)	1,608,218
Grand Total	14,239,513	(176,565)	14,062,948	5,207,252	(175,876)	5,031,376	19,446,765	(352,441)	19,094,325

5. EXPENDITURE AND FINANCIAL DELIVERY RATES

All final expenditures reported are submitted as certified financial information by the Headquarters of the Participating Organizations. These were consolidated by the MPTF Office.

Joint programme/ project expenditures are incurred and monitored by each Participating Organization, and are reported to the Administrative Agent as per the agreed upon categories for inter-agency harmonized reporting. The expenditures are reported via the MPTF Office's online expenditure reporting tool. The **2023** expenditure data has been posted on the MPTF Office GATEWAY at <https://mptf.undp.org/fund/rds00>.

5.1 EXPENDITURE REPORTED BY PARTICIPATING ORGANIZATION

In **2023**, US\$ **5,031,376** was net funded to Participating Organizations, and US\$ **4,426,080** was reported in expenditure.

As shown in table below, the cumulative net funded amount is US\$ **19,094,325** and cumulative expenditures reported by the Participating Organizations amount to **US\$ 11,694,157**. This equates to an overall Fund expenditure delivery rate of **61.24** percent.

Table 5.1 Net Funded Amount and Reported Expenditures by Participating Organization, as of 31 December 2023 (in US Dollars)

Participating Organization	Approved Amount	Net Funded Amount	Expenditure			Delivery Rate %
			Prior Years up to 31-Dec-2022	Financial Year Jan-Dec-2023	Cumulative	
ECA	978,573	978,573	449,685	313,602	763,287	78.00
ECE	7,397,878	7,223,795	3,896,384	1,386,286	5,282,669	73.13
ECLAC	1,156,000	1,156,000	552,817	272,935	825,752	71.43
ESCAP	1,967,486	1,953,891	221,674	206,449	428,123	21.91
ESCWA	1,281,161	1,281,161	394,522	160,377	554,899	43.31
UNDP	1,103,500	1,103,500	386,608	394,559	781,167	70.79
UNEP	708,920	708,920	295,014	178,106	473,120	66.74
UNHABITAT	1,756,980	1,755,188	259,354	291,770	551,124	31.40
UNICEF	1,325,079	1,325,079	355,925	853,136	1,209,061	91.24
WHO	1,771,188	1,608,218	456,094	368,860	824,954	51.30
Grand Total	19,446,765	19,094,325	7,268,077	4,426,080	11,694,157	61.24

*The expenditures reported represent payments made against obligations made by PUNOs prior to the operational closure of projects

5.2. Expenditures Reported by Category

Project expenditures are incurred and monitored by each Participating Organization and are reported as per the agreed categories for inter-agency harmonized reporting. In 2006 the UN Development Group (UNDG) established six categories against which UN entities must report inter-agency project expenditures. Effective 1 January 2012, the UN Chief Executives Board (CEB) modified these categories as a result of IPSAS adoption to comprise eight categories.

Table 5.2. Expenditure by UNSDG Budget Category, as of 31 December 2023 (in US Dollars)

Category	Expenditures			Percentage of Total Programme Cost
	Prior Years up to 31-Dec-2022	Financial Year Jan-Dec-2023	Total	
Staff & Personnel Cost	3,304,528	1,669,563	4,974,091	45.59
Supplies, commodities and materials	28	21,495	21,523	0.20
Equipment, vehicles, furniture and depreciation	123,105	(7,267)	115,838	1.06
Contractual Services Expenses	1,605,200	888,023	2,493,223	22.85
Travel	248,291	248,720	497,011	4.56
Transfers and Grants	1,280,362	970,947	2,251,310	20.63
General Operating	228,546	329,457	558,003	5.11
Programme Costs Total	6,790,061	4,120,939	10,911,000	100.00
¹ Indirect Support Costs Total	478,016	305,141	783,158	7.18
Grand Total	7,268,077	4,426,080	11,694,157	-

1 Indirect Support Costs charged by Participating Organization, based on their financial regulations, can be deducted upfront or at a later stage during implementation. The percentage may therefore appear to exceed the 7% agreed-upon for on-going projects. Once projects are financially closed, this number is not to exceed 7%.

6. COST RECOVERY

Cost recovery policies for the Fund are guided by the applicable provisions of the Terms of Reference, the MOU concluded between the Administrative Agent and Participating Organizations, and the SAAs concluded between the Administrative Agent and Contributors, based on rates approved by UNDG.

The policies in place, as of 31 December 2023, were as follows:

- **The Administrative Agent (AA) fee:** 1% is charged at the time of contributor deposit and covers services provided on that contribution for the entire duration of the Fund. Cumulatively, as of 31 December 2023, US\$ **253,800** has been charged in AA-fees.
- **Indirect Costs of Participating Organizations:** A general cost that cannot be directly related to any particular programme or activity of the Participating Organizations. Participating Organizations may charge 7% indirect costs based on UNSDG policy, establishing an indirect cost rate as a percentage of the programmable costs for interagency pass-through pool funds. In the current reporting period US\$ **305,141** was deducted in indirect costs by Participating Organizations. Cumulatively, indirect costs amount to US\$ **783,158** as of 31 December **2023**.

8. DIRECT COSTS

The Fund governance mechanism may approve an allocation to a Participating Organization to cover costs associated with Fund coordination covering overall coordination, and fund level reviews and evaluations. These allocations are referred to as 'direct costs'. Cumulatively, as of 31 December 2023, US\$ 6,611,390 has been charged as Direct Costs.

Participating Organization	Approved Amount	Net Funded Amount	Expenditure			Delivery Rate %
			Prior Years up to 31-Dec-2022	Financial Year Jan-Dec-2023	Cumulative	
ECE	6,785,473	6,611,390	3,696,348	1,318,365	5,014,713	75.85
Grand Total	6,785,473	6,611,390	3,696,348	1,318,365	5,014,713	75.85



**United Nations Road Safety Trust
Fund**
Annexes to Financial Report

Annex 1. EXPENDITURE BY PROJECT GROUPED BY THEME/OUTCOME

Annex 1 displays the net funded amounts, expenditures reported and the financial delivery rates by Theme/Outcome by project/ joint programme and Participating Organization.

Annex 1 Expenditure by Project within Theme/Outcome

Theme/Outcome / Project No. and Project Title	Participating Organization	Project Status	Total Approved Amount	Net Funded Amount	Total Expenditure	Delivery Rate %	
1 Strengthened RS mgt capacity							
00115702	Strengthening Speed Management in Philippines	ESCAP	Financially Closed	198,546	184,951	184,951	100.00
00115906	Improving Road Traffic Fatality Data in Ivory Coast and Senegal	WHO	Financially Closed	199,500	130,676	130,676	100.00
00115907	Strengthening legal frameworks for road safety in countries	WHO	Financially Closed	145,188	51,042	51,042	100.00
00125035	Strengthen Road Safety Management for evidence-based intervention through reliable road crash data, building capacity in research and monitoring evaluation	ECA	On Going	265,082	265,082	92,858	35.03
00128653	Strengthening evidence-based interventions for road safety in the Arab region through effective and reliable data recording, processing and analysis	ESCWA	On Going	280,875	280,875	123,394	43.93
00128712	Re-framing Road Safety in Armenia connecting data, people and policies on Armenian roads	UNDP	On Going	407,000	407,000	348,527	85.63
00128712	Re-framing Road Safety in Armenia connecting data, people and policies on Armenian roads	UNICEF	On Going	81,321	81,321	81,356	100.04
00128732	Strengthening the capacity of the Iranian National Road Safety Commission (NRSC) as the lead national road safety agency in Iran	ESCAP	On Going	205,440	205,440	14,937	7.27
00128738	Expanding Safe School Zone Models in selected highly urbanized cities in the Philippines	UNICEF	On Going	535,364	535,364	431,407	80.58
00140103	Improve Motor 2 wheel Safety Thailand	ESCAP	On Going	307,000	307,000	-	-
00140103	Improve Motor 2 wheel Safety Thailand	UNHABITAT	On Going	46,500	46,500	-	-
00140103	Improve Motor 2 wheel Safety Thailand	WHO	On Going	46,500	46,500	-	-
00140127	The Global Alliance of Cities for Road Safety (ACROS)	ECA	On Going	10,000	10,000	-	-
00140127	The Global Alliance of Cities for Road Safety (ACROS)	ESCWA	On Going	10,000	10,000	-	-
00140127	The Global Alliance of Cities for Road Safety (ACROS)	UNEP	On Going	30,000	30,000	-	-
00140127	The Global Alliance of Cities for Road Safety (ACROS)	UNHABITAT	On Going	450,000	450,000	40,135	8.92
00140132	Safe System Approach Safer Roads in Jamaica	WHO	On Going	400,000	400,000	10,454	2.61
00140145	Road Safety Management in Nepal	ESCAP	On Going	53,500	53,500	11,295	21.11
00140145	Road Safety Management in Nepal	UNDP	On Going	246,500	246,500	13,398	5.44
00140146	Better Road Safety System in Bosnia and Herzegovina and Serbia	ECE	On Going	120,000	120,000	40,653	33.88
00140146	Better Road Safety System in Bosnia and Herzegovina and Serbia	WHO	On Going	220,000	220,000	11,410	5.19
1 Strengthened RS mgt capacity: Total				4,258,316	4,081,751	1,586,492	38.87



2 Improved safety road infrast							
00115690	Capacity development on child-responsive urban planning and sustainable urban transportation to enhance road safety	UNICEF	Financially Closed	197,694	197,694	197,694	100.00
00120883	Safe Roads Zambia - Creating Cities for Non-motorized Transportation Users	UNDP	On Going	450,000	450,000	419,242	93.16
00123596	Ten Step Plan for Safer Road Infrastructure in Tanzania	ECA	Operationally Closed	480,000	480,000	470,767	98.08
00128739	We all build road safety: Participative interventions throughout Colombia's regions	ECLAC	On Going	535,000	535,000	276,054	51.60
00129192	Reclaiming Streets for Pedestrians and Cyclists in Africa-Building	ECA	On Going	11,770	11,770	8,646	73.45
00129192	Reclaiming Streets for Pedestrians and Cyclists in Africa-Building	UNEP	On Going	16,050	16,050	-	-
00129192	Reclaiming Streets for Pedestrians and Cyclists in Africa-Building	UNHABITAT	On Going	461,480	461,480	247,161	53.56
00129192	Reclaiming Streets for Pedestrians and Cyclists in Africa-Building	UNICEF	On Going	10,700	10,700	-	-
00131669	People-friendly Streets in Afghan cities	UNHABITAT	On Going	495,000	495,000	49,845	10.07
00140099	Safe and Inclusive Road Design in Central Asia	ESCAP	On Going	500,000	500,000	137,307	27.46
00140100	Safe and Inclusive Road Design in Central Asia	ESCWA	On Going	405,452	405,452	-	-
00140101	Safer Streets for Road Users in Nigeria	UNHABITAT	On Going	104,000	104,000	15,776	15.17
2 Improved safety road infrast: Total				3,667,146	3,667,146	1,822,491	49.70

3 Enhanced safety of vehicles							
00122087	Safer and Cleaner Used Vehicle for Africa-Phase1	ECE	Operationally Closed	203,300	203,300	207,715	102.17
00122087	Safer and Cleaner Used Vehicle for Africa-Phase1	UNEP	Operationally Closed	296,700	296,700	283,657	95.60
00140102	Motorcycle Anti-Lock Braking System (ABS) Advocacy Campaign in the ASEAN	ECE	On Going	67,000	67,000	-	-
00140102	Motorcycle Anti-Lock Braking System (ABS) Advocacy Campaign in the ASEAN	ESCAP	On Going	133,000	133,000	33,216	24.97
00140147	Safer clean used vehicles in Africa and Asia	ECE	On Going	133,830	133,830	18,931	14.15
00140147	Safer clean used vehicles in Africa and Asia	UNEP	On Going	366,170	366,170	189,463	51.74
3 Enhanced safety of vehicles: Total				1,200,000	1,200,000	732,982	61.08

4 Improved behaviour road user							
00115689	SCALING UP Safe Street Designs	UNHABITAT	Operationally Closed	200,000	198,208	198,208	100.00
00122758	Reducing road deaths and injuries in Jordan through increasing restraint use	ESCWA	On Going	267,550	267,550	150,437	56.23
00122798	Speed Management project in Latin America: the case of Argentina	ECLAC	On Going	300,000	300,000	292,671	97.56
00122800	Strengthening Road Traffic Enforcement	ECLAC	Operationally Closed	321,000	321,000	257,027	80.07



00122900	Improvement of driver licensing system in Lao	ESCAP	On Going	570,000	570,000	46,419	8.14
00125147	Transformative Actions for Safe motorcycles in Tunisia	ESCWA	On Going	317,284	317,284	281,068	88.59
00128885	Safe and healthy cities for children and adolescents "Promoting road safety and sustainable mobility"	UNICEF	On Going	500,000	500,000	498,604	99.72
00129193	Tuwurinde - Let's Protect the head (Rwanda)	ECA	On Going	211,721	211,721	191,016	90.22
00129193	Tuwurinde - Let's Protect the head (Rwanda)	ECE	On Going	88,275	88,275	657	0.74
00140104	A model building national capacity for road policing through the respective road safety mandates and mechanisms of select United Nations Agencies	WHO	On Going	100,000	100,000	5,927	5.93
4 Improved behaviour road user: Total				2,875,830	2,874,038	1,922,034	66.88
5 Improved post-crash care							
00123431	Strengthening national capacity for the coordinated delivery of emergency medical services for victims of road traffic injuries in Azerbaijan	WHO	On Going	500,000	500,000	455,446	91.09
00128817	Strengthening the post-crash response (Bangladesh)	WHO	Operationally Closed	160,000	160,000	160,000	100.00
5 Improved post-crash care: Total				660,000	660,000	615,446	93.25
Direct Cost Budget							
00112512	UN Road Safety Trust Fund Secretariat	ECE	Operationally Closed	1,233,080	1,138,101	1,219,766	107.18
00124931	UN Road Safety TF Sec-2021	ECE	On Going	1,384,005	1,304,900	1,296,038	99.32
00129541	Road SafetyTF_2022 Secretariat	ECE	On Going	1,359,788	1,359,788	1,174,284	86.36
00133620	UN Road Safety Trust Fund Secretariat	ECE	On Going	1,457,800	1,457,800	1,324,626	90.86
00140351	United Nations Road Safety Trust Fund Secretariat	ECE	On Going	1,350,800	1,350,800	-	-
Direct Cost Budget: Total				6,785,473	6,611,390	5,014,713	75.85
Grand Total				19,446,765	19,094,325	11,694,157	61.24





Annex 2. EXPENDITURE BY PROJECT GROUPED BY COUNTRY

Annex 2 displays the net funded amounts, expenditures reported and the financial delivery rates by Country by project/ joint programme and Participating Organization.

Table Annex 2 Expenditure by Project, grouped by Country

Country / Project No. and Project Title		Participating Organization	Total Approved Amount	Net Funded Amount	Total Expenditure	Delivery Rate %
Afghanistan						
00131669	People-friendly Streets in Afghan cities	UNHABITAT	495,000	495,000	49,845	10.07
Afghanistan: Total			495,000	495,000	49,845	10.07
Argentina						
00122798	Speed Management project in Latin America: the case of Argentina	ECLAC	300,000	300,000	292,671	97.56
Argentina: Total			300,000	300,000	292,671	97.56
Armenia						
00128712	Re-framing Road Safety in Armenia connecting data, people and policies on Armenian roads	UNDP	407,000	407,000	348,527	85.63
00128712	Re-framing Road Safety in Armenia connecting data, people and policies on Armenian roads	UNICEF	81,321	81,321	81,356	100.04
Armenia: Total			488,321	488,321	429,883	100.04
Azerbaijan						
00123431	Strengthening national capacity for the coordinated delivery of emergency medical services for victims of road traffic injuries in Azerbaijan	WHO	500,000	500,000	455,446	91.09
Azerbaijan: Total			500,000	500,000	455,446	91.09
Bangladesh						
00128817	Strengthening the post-crash response (Bangladesh)	WHO	160,000	160,000	160,000	100.00
Bangladesh: Total			160,000	160,000	160,000	100.00
Bosnia and Herzegovina						
00140146	Better Road Safety System in Bosnia and Herzegovina and Serbia	ECE	-	120,000	-	-
00140146	Better Road Safety System in Bosnia and Herzegovina and Serbia	WHO	-	220,000	-	-
Bosnia and Herzegovina: Total			-	340,000	-	-
Brazil						
00122800	Strengthening Road Traffic Enforcement	ECLAC	321,000	321,000	257,027	80.07
Brazil: Total			321,000	321,000	257,027	80.07



Colombia						
00128739	We all build road safety: Participative interventions throughout Colombia's regions	ECLAC	535,000	535,000	276,054	51.60
Colombia: Total			535,000	535,000	276,054	51.60
Ethiopia						
00115689	SCALING UP Safe Street Designs in Ethiopia	UNHABITAT	200,000	198,208	198,208	100.00
Ethiopia: Total			200,000	198,208	198,208	100.00
Global and Interregional						
00112512	UN Road Safety Trust Fund Secretariat	ECE	1,233,080	1,138,101	1,219,766	107.18
00115690	Capacity development on child-responsive urban planning and sustainable urban transportation to enhance road safety	UNICEF	197,694	197,694	197,694	100.00
00115906	Improving Road Traffic Fatality Data in Ivory Coast and Senegal	WHO	199,500	130,676	130,676	100.00
00115907	Strengthening legal frameworks for road safety in countries	WHO	145,188	51,042	51,042	100.00
00122087	Safer and Cleaner Used Vehicle for Africa-Phase1	ECE	203,300	203,300	207,715	102.17
00122087	Safer and Cleaner Used Vehicle for Africa-Phase1	UNEP	296,700	296,700	283,657	95.60
00124931	UN Road Safety TF Sec-2021	ECE	1,384,005	1,304,900	1,296,038	99.32
00125035	Strengthen Road Safety Management for evidence-based intervention through reliable road crash data, building capacity in research and monitoring evaluation	ECA	265,082	-	92,858	-
00128653	Strengthening evidence-based interventions for road safety in the Arab region through effective and reliable data recording, processing and analysis	ESCWA	280,875	280,875	123,394	43.93
00129192	Reclaiming Streets for Pedestrians and Cyclists in Africa-Building	ECA	11,770	11,770	8,646	73.45
00129192	Reclaiming Streets for Pedestrians and Cyclists in Africa-Building	UNEP	16,050	16,050	-	-
00129192	Reclaiming Streets for Pedestrians and Cyclists in Africa-Building	UNHABITAT	461,480	461,480	247,161	53.56
00129192	Reclaiming Streets for Pedestrians and Cyclists in Africa-Building	UNICEF	10,700	10,700	-	-
00129541	Road SafetyTF_2022 Secretariat	ECE	1,359,788	1,359,788	1,174,284	86.36
00133620	UN Road Safety Trust Fund Secretariat	ECE	1,457,800	1,457,800	1,324,626	90.86
00140099	Safe and Inclusive Road Design in Central Asia	ESCAP	500,000	500,000	137,307	27.46
00140100	Safe and Inclusive Road Design in Central Asia	ESCWA	405,452	405,452	-	-
00140102	Motorcycle Anti-Lock Braking System (ABS) Advocacy Campaign in the ASEAN	ECE	67,000	67,000	-	-
00140102	Motorcycle Anti-Lock Braking System (ABS) Advocacy Campaign in the ASEAN	ESCAP	133,000	133,000	33,216	24.97



00140104	A model building national capacity for road policing through the respective road safety mandates and mechanisms of select United Nations Agencies	WHO	100,000	100,000	5,927	5.93
00140127	The Global Alliance of Cities for Road Safety (ACROS)	ECA	10,000	10,000	-	-
00140127	The Global Alliance of Cities for Road Safety (ACROS)	ESCWA	10,000	10,000	-	-
00140127	The Global Alliance of Cities for Road Safety (ACROS)	UNEP	30,000	30,000	-	-
00140127	The Global Alliance of Cities for Road Safety (ACROS)	UNHABITAT	450,000	450,000	40,135	8.92
00140146	Better Road Safety System in Bosnia and Herzegovina and Serbia	ECE	120,000	-	40,653	-
00140146	Better Road Safety System in Bosnia and Herzegovina and Serbia	WHO	220,000	-	11,410	-
00140147	Safer clean used vehicles in Africa and Asia	ECE	133,830	133,830	18,931	14.15
00140147	Safer clean used vehicles in Africa and Asia	UNEP	366,170	366,170	189,463	51.74
00140351	United Nations Road Safety Trust Fund Secretariat	ECE	1,350,800	1,350,800	-	-
Global and Interregional: Total			11,419,264	10,477,129	6,834,597	107.18

Iran (Islamic Republic of)

00128732	Strengthening the capacity of the Iranian National Road Safety Commission (NRSC) as the lead national road safety agency in Iran	ESCAP	205,440	205,440	14,937	7.27
Iran (Islamic Republic of): Total			205,440	205,440	14,937	7.27

Jamaica

00140132	Safe System Approach Safer Roads in Jamaica	WHO	400,000	400,000	10,454	2.61
Jamaica: Total			400,000	400,000	10,454	2.61

Jordan

00122758	Reducing road deaths and injuries in Jordan through increasing restraint use	ESCWA	267,550	267,550	150,437	56.23
Jordan: Total			267,550	267,550	150,437	56.23

Lao People's Democratic Republic (the)

00122900	Improvement of driver licensing system in Lao	ESCAP	570,000	570,000	46,419	8.14
Lao People's Democratic Republic (the): Total			570,000	570,000	46,419	8.14

Nepal

00140145	Road Safety Management in Nepal	ESCAP	53,500	53,500	11,295	21.11
00140145	Road Safety Management in Nepal	UNDP	246,500	246,500	13,398	5.44
Nepal: Total			300,000	300,000	24,692	21.11




Nigeria						
00140101	Safer Streets for Road Users in Nigeria	UNHABITAT	104,000	104,000	15,776	15.17
Nigeria: Total			104,000	104,000	15,776	15.17
Paraguay						
00128885	Safe and healthy cities for children and adolescents "Promoting road safety and sustainable mobility"	UNICEF	500,000	500,000	498,604	99.72
Paraguay: Total			500,000	500,000	498,604	99.72
Philippines (the)						
00115702	Strengthening Speed Management in Philippines	ESCAP	198,546	184,951	184,951	100.00
00128738	Expanding Safe School Zone Models in selected highly urbanized cities in the Philippines	UNICEF	535,364	535,364	431,407	80.58
Philippines (the): Total			733,910	720,315	616,358	100.00
Rwanda						
00129193	Tuwurinde - Let's Protect the head (Rwanda)	ECA	211,721	211,721	191,016	90.22
00129193	Tuwurinde - Let's Protect the head (Rwanda)	ECE	88,275	88,275	657	0.74
Rwanda: Total			299,996	299,996	191,673	0.74
Tanzania, United Republic of						
00123596	Ten Step Plan for Safer Road Infrastructure in Tanzania	ECA	480,000	480,000	470,767	98.08
Tanzania, United Republic of: Total			480,000	480,000	470,767	98.08
Thailand						
00140103	Improve Motor 2 wheel Safety Thailand	ESCAP	307,000	307,000	-	-
00140103	Improve Motor 2 wheel Safety Thailand	UNHABITAT	46,500	46,500	-	-
00140103	Improve Motor 2 wheel Safety Thailand	WHO	46,500	46,500	-	-
Thailand: Total			400,000	400,000	-	-
Tunisia						
00125147	Transformative Actions for Safe motorcycles in Tunisia	ESCWA	317,284	317,284	238,268	75.10
Tunisia: Total			317,284	317,284	238,268	75.10
Uganda						
00125035	Strengthen Road Safety Management for evidence-based intervention through reliable road	ECA	-	265,082	-	-



crash data, building capacity in research and monitoring evaluation					
Uganda: Total		-	265,082	-	-
Zambia					
00120883	Safe Roads Zambia - Creating Cities for Non-motorized Transportation Users	UNDP	450,000	450,000	419,242
Zambia: Total			450,000	450,000	419,242
Grand Total			19,446,765	19,094,325	11,651,357
				61.02	



Contributors



Agence Française
de Développement



Autoliv Inc.



Bridgestone
Corporation



Essilor




European Union



FIA Foundation



Fondazione
Unipolis



GlobalGiving on
behalf of 3M



Government of
Bahrain



Government of
Croatia



Government of
Cyprus



Government of
Germany



Government of
Hungary




Government of
Luxembourg



Government of
Mauritius



Government of
Monaco



Government of
Russian Federation



Government of
Slovakia



HUMDA-Hungarian
Motorsport and
Green Mobility
Development
Agency



Keep Fighting
Foundation



La Nuez
Audiovisual
Productions



Michelin Corporate
Foundation



Pirelli



Private Sector



REVEL

Revel

**Swiss
Philanthropy
Foundation**

Swiss Philanthropy
Foundation

TOTAL

TOTAL



UN Participating Organizations

