



# CONSOLIDATED ANNUAL FINANCIAL REPORT of the Administrative Agent

## Ebola Response MPTF

for the period 1 January to 31 December 2023

**UN Multi-Partner Trust Fund Office**  
United Nations Development Programme  
**GATEWAY:** <https://mptf.undp.org>

May 2024



United Nations  
MPTF Office

## DEFINITIONS

### **Allocation/Total Approved Budget**

Amount approved by the Steering Committee for a project/programme. The total approved budget represents the cumulative amount of allocations approved by the Steering Committee.

### **Approved Project/Programme**

A project/programme including budget, etc., that is approved by the Steering Committee for fund allocation purposes.

### **Contributor Commitment**

Amount(s) committed by a contributor to a Fund in a signed donor agreement with the UNDP Multi-Partner Trust Fund Office (MPTF Office), in its capacity as the Administrative Agent. A commitment may be paid or pending payment.

### **Contributor Deposit**

Cash deposit received by the MPTF Office for the Fund from a contributor in accordance with a signed donor agreement.

### **Delivery Rate**

The percentage of funds that have been utilized, calculated by comparing expenditures reported by a Participating Organization and Non-UN Organization against the 'net funded amount'. This does not include expense commitments by Participating Organizations.

### **Donor Agreement**

Standard Administrative Arrangement and/or European Commission contribution agreement between contributor/donor and MPTF Office.

### **Net Funded Amount**

Amount transferred to a Participating Organization less any refunds transferred back to the MPTF Office by a Participating Organization.

### **Participating Organization**

A UN Organization or other inter-governmental Organization that is a partner in a Fund, as represented by signing a Memorandum of Understanding (MOU) with the MPTF Office for a particular Fund.

### **Project Expenditure**

The sum of expenses and/or expenditure reported by all Participating Organizations for a Fund irrespective of which basis of accounting each Participating Organization follows for donor reporting.

### **Project Financial Closure**

A project or programme is considered financially closed when all financial obligations of an operationally completed project or programme have been settled, and no further financial charges may be incurred. MPTF Office will report a project financially closed once the financial report(s) has been received and any balance of funds refunded.

### **Project Operational Closure**

A project or programme is deemed operationally closed once all activities funded for Participating Organization(s) have been concluded, and the Steering Committee has approved the final narrative report.

### **Project Start Date**

Project/ Joint programme start date as per the programmatic document.

### **US Dollar Amount**

The financial data in the report is recorded in US Dollars.

### **Transferred Funds**

Funds transferred to Participating Organizations by the Administrative Agent in accordance with the Steering Committee's request.

## INTRODUCTION

This Consolidated Annual Financial Report of the **Ebola Response MPTF** is prepared by the United Nations Development Programme (UNDP) Multi-Partner Trust Fund Office (MPTF Office) in fulfillment of its obligations as Administrative Agent, as per the terms of Reference (TOR), the Memorandum of Understanding (MOU) signed between the UNDP MPTF Office and the Participating Organizations, and the Standard Administrative Arrangement (SAA) signed with contributors.

The MPTF Office, as Administrative Agent, is responsible for concluding an MOU with Participating Organizations and SAAs with contributors. It receives, administers and manages contributions, and disburses these funds to the Participating Organizations. The Administrative Agent prepares and submits annual consolidated financial reports, as well as regular financial statements, for transmission to stakeholders.

This consolidated financial report covers the period 1 January to 31 December 2023 and provides financial updates on projects of the **Ebola Response MPTF**, as posted on the MPTF Office GATEWAY (<https://mptf.undp.org/fund/ebo00>).

## 2023 FINANCIAL PERFORMANCE

This chapter presents financial data and analysis of the **Ebola Response MPTF** using the pass-through funding modality as of 31 December 2023. Financial information for this Fund is also available on the MPTF Office GATEWAY, at the following address:

<https://mptf.undp.org/fund/ebo00>.

This Multi-Partner Trust Fund operationally closed on **30 November 2018** and is in the process of being financially closed. Subsequent to operational closure, Participating Organization finalize all expenses, financially close their portion of each project/programme and report final expenses along with a final refund (if any) to the MPTFO. Once all Participating Organizations have completed financial closure, any remaining balance will be finalized in line with the MOU and the MPTF will be financially closed.

### 1. SOURCES AND USES OF FUNDS

As of 31 December 2023, **47** contributors deposited US\$ **166,358,262** and US\$ **277,725** was earned in interest.

The cumulative source of funds was US\$ **165,928,981**.

Of this amount, US\$ **163,708,268** has been net funded to **14** Participating Organizations, of which US\$ **163,715,120** has been reported as expenditure. The Administrative Agent fee has been charged at the approved rate of 1% on deposits and amounts to US\$ **1,663,583**. Table 1 provides an overview of the overall sources, uses, and balance of the **Ebola Response MPTF** as of 31 December 2023.

**Table 1 Financial Overview, as of 31 December 2023 (in US Dollars)**

|   | Prior Years up to 31<br>Dec 2022 | Financial Year<br>Jan-Dec 2023 | Total              |
|---|----------------------------------|--------------------------------|--------------------|
| <b>Sources of Funds</b>   |                                  |                                |                    |
| Contributions from donors   | 166,358,262                      | -                              | 166,358,262        |
| <b>Sub-total Contributions</b>  | <b>166,358,262</b>               | <b>-</b>                       | <b>166,358,262</b> |
| Fund Interest and Investment Income Earned                                      | 234,695                          | 15,986                         | 250,681            |
| Interest Income received from Participating Organizations                       | 27,044                           | -                              | 27,044             |
| Refunds by Administrative Agent to Contributors                                 | (707,006)                        | -                              | (707,006)          |
| <b>Total: Sources of Funds</b>  | <b>165,912,995</b>               | <b>15,986</b>                  | <b>165,928,981</b> |
| <b>Use of Funds</b>   |                                  |                                |                    |
| Transfers to Participating Organizations  | 169,507,218                      | -                              | 169,507,218        |
| Transfers to Participating Organizations for Direct Cost - Fund Secretariat etc | 1,320,000                        | -                              | 1,320,000          |
| <b>Sub-Total Transfers</b>  | <b>170,827,218</b>               | <b>-</b>                       | <b>170,827,218</b> |
| Refunds received from Participating Organizations                               | (7,086,196)                      | -                              | (7,086,196)        |
| Refunds received from Participating Organizations for Direct Cost               | (32,754)                         | -                              | (32,754)           |
| <b>Sub-Total Refunds</b>  | <b>(7,118,950)</b>               | <b>-</b>                       | <b>(7,118,950)</b> |
| Administrative Agent Fees   | 1,663,583                        | -                              | 1,663,583          |
| Bank Charges  | 1,651                            | 19                             | 1,669              |
| <b>Total: Uses of Funds</b>   | <b>165,373,501</b>               | <b>19</b>                      | <b>165,373,520</b> |
| <b>Change in Fund cash balance with Administrative Agent</b>                    | <b>539,494</b>                   | <b>15,967</b>                  | <b>555,461</b>     |
| Opening Fund balance (1 January)  | 532,227                          | 539,494                        | -                  |
| <b>Closing Fund balance (31 December)</b>                                       | <b>539,494</b>                   | <b>555,461</b>                 | <b>555,461</b>     |
| Net Funded Amount   | 163,708,268                      | -                              | 163,708,268        |
| Participating Organizations Expenditure   | 163,715,120                      | -                              | 163,715,120        |
| <b>Balance of Funds with Participating Organizations</b>                        | <b>(6,852)</b>                   | <b>-</b>                       | <b>(6,852)</b>     |

## 2. PARTNER CONTRIBUTIONS

Table 2 provides information on cumulative contributions received from all contributors to this fund as of 31 December **2023**.

The **Ebola Response MPTF** was financed by **47** contributors, as listed in the table below.

The table includes financial commitments made by the contributors through signed Standard Administrative Agreements with an anticipated deposit date as per the schedule of payments by 31 December **2023** and deposits received by the same date. It does not include commitments that were made to the fund beyond **2023**.

**Table 2. Contributions, as of 31 December 2023 (in US Dollars)**

| <b>Contributors</b>                            | <b>Total Commitments</b> | <b>Total Deposits</b> |
|--|--------------------------|-----------------------|
| Government of Australia                        | 8,755,000                | 8,755,000             |
| Government of Belgium                          | 8,945,028                | 8,945,028             |
| Government of Bolivia (Plurinational State of) | 1,000,000                | 1,000,000             |
| Government of Brazil                           | 602,845                  | 602,845               |
| Government of Canada                           | 7,154,056                | 7,154,056             |
| Government of Chile                            | 300,000                  | 300,000               |
| Government of China                            | 11,000,000               | 11,000,000            |
| Government of Colombia                         | 100,000                  | 100,000               |
| Government of Cyprus                           | 6,350                    | 6,350                 |
| Government of Czechia                          | 205,052                  | 205,052               |
| Government of Denmark                          | 5,042,695                | 5,042,695             |
| Government of Estonia                          | 50,216                   | 50,216                |
| Government of Finland                          | 8,824,590                | 8,824,590             |
| Government of Georgia                          | 25,000                   | 25,000                |
| Government of Germany                          | 11,606,933               | 11,606,933            |
| Government of Guyana                           | 50,363                   | 50,363                |
| Government of Holy See                         | 20,000                   | 20,000                |
| Government of India                            | 10,000,000               | 10,000,000            |
| Government of Israel                           | 8,750,000                | 8,750,000             |
| Government of Japan                            | 5,940,000                | 5,940,000             |
| Government of Kazakhstan                       | 50,000                   | 50,000                |
| Government of Latvia                           | 48,876                   | 48,876                |
| Government of Luxembourg                       | 902,060                  | 902,060               |
| Government of Malaysia                         | 100,000                  | 100,000               |
| Government of Malta                            | 62,295                   | 62,295                |
| Government of Mauritius                        | 20,000                   | 20,000                |
| Government of Montenegro                       | 5,000                    | 5,000                 |
| Government of New Zealand                      | 1,169,400                | 1,169,400             |
| Government of Norway                           | 2,061,147                | 2,061,147             |
| Government of Peru                             | 48,479                   | 48,479                |
| Government of Philippines                      | 2,041,742                | 2,041,742             |
| Government of Portugal                         | 30,293                   | 30,293                |
| Government of Republic of Korea                | 10,000,000               | 10,000,000            |
| Government of Romania                          | 40,000                   | 40,000                |
| Government of Russian Federation               | 1,000,000                | 1,000,000             |
| Government of the United Kingdom (other)       | 31,884,000               | 31,884,000            |

|  |                    |                    |
|--|--------------------|--------------------|
| Government of Togo                               | 1,581              | 1,581              |
| Government of Turkey                             | 1,500,000          | 1,500,000          |
| Government of Venezuela (Bolivarian Republic of) | 5,000,000          | 5,000,000          |
| Irish Aid  | 1,233,100          | 1,233,100          |
| Non-profit Organization                          | 20,000             | 20,000             |
| Private Sector                                   | 10,350             | 10,350             |
| Royal Charity Organization                       | 1,000,000          | 1,000,000          |
| Sida   | 13,217,001         | 13,217,001         |
| Swiss Agency for Development and Cooperation     | 4,927,079          | 4,927,079          |
| UN Foundation/UN Partnership Office              | 300,371            | 300,371            |
| Volvo Group                                      | 1,307,360          | 1,307,360          |
| <b>Grand Total</b>                               | <b>166,358,262</b> | <b>166,358,262</b> |

### 3. EXPENDITURE AND FINANCIAL DELIVERY RATES

All final expenditures reported are submitted as certified financial information by the Headquarters of the Participating Organizations. These were consolidated by the MPTF Office.

Joint programme/ project expenditures are incurred and monitored by each Participating Organization, and are reported to the Administrative Agent as per the agreed upon categories for inter-agency harmonized reporting. The expenditures are reported via the MPTF Office's online expenditure reporting tool. The **2023** expenditure data has been posted on the MPTF Office GATEWAY at <https://mptf.undp.org/fund/ebo00>.

### 3.1 EXPENDITURE REPORTED BY PARTICIPATING ORGANIZATION

In **2023**, US\$ was net funded to Participating Organizations, and US\$ was reported in expenditure.

As shown in table below, the cumulative net funded amount is US\$ **163,708,268** and cumulative expenditures reported by the Participating Organizations amount to **US\$ 163,715,120**. This equates to an overall Fund expenditure delivery rate of **100** percent.

**Table 3.1 Net Funded Amount and Reported Expenditures by Participating Organization, as of 31 December 2023 (in US Dollars)**

| Participating Organization | Approved Amount    | Net Funded Amount  | Expenditure                   |                             |                    | Delivery Rate % |
|----------------------------|--------------------|--------------------|-------------------------------|-----------------------------|--------------------|-----------------|
|                            |                    |                    | Prior Years up to 31-Dec-2022 | Financial Year Jan-Dec-2023 | Cumulative         |                 |
| FAO                        | 212,166            | 201,355            | 201,355                       | -                           | 201,355            | 100.00          |
| ICAO                       | 1,000,000          | 829,690            | 829,690                       | -                           | 829,690            | 100.00          |
| ILO                        | 284,620            | 283,809            | 283,809                       | -                           | 283,809            | 100.00          |
| IOM                        | 600,000            | 600,000            | 600,000                       | -                           | 600,000            | 100.00          |
| UNAIDS                     | 165,850            | 165,850            | 165,850                       | -                           | 165,850            | 100.00          |
| UNDP                       | 34,428,199         | 33,845,201         | 33,852,053                    | -                           | 33,852,053         | 100.02          |
| UNFPA                      | 9,817,819          | 9,400,156          | 9,400,156                     | -                           | 9,400,156          | 100.00          |
| UNHABITAT                  | 53,500             | 52,521             | 52,521                        | -                           | 52,521             | 100.00          |
| UNICEF                     | 25,686,754         | 25,661,004         | 25,661,004                    | -                           | 25,661,004         | 100.00          |
| UNMEER                     | 8,328,304          | 3,818,391          | 3,818,391                     | -                           | 3,818,391          | 100.00          |
| UNOPS                      | 4,501,490          | 3,768,191          | 3,768,191                     | -                           | 3,768,191          | 100.00          |
| UNWOMEN                    | 472,673            | 463,526            | 463,526                       | -                           | 463,526            | 100.00          |
| WFP                        | 40,611,862         | 40,584,014         | 40,584,014                    | -                           | 40,584,014         | 100.00          |
| WHO                        | 44,496,848         | 44,034,561         | 44,034,561                    | -                           | 44,034,561         | 100.00          |
| <b>Grand Total</b>         | <b>170,660,086</b> | <b>163,708,268</b> | <b>163,715,120</b>            | <b>-</b>                    | <b>163,715,120</b> | <b>100.00</b>   |

\*The expenditures reported represent payments made against obligations made by PUNOs prior to the operational closure of projects



### 3.2. Expenditures Reported by Category

Project expenditures are incurred and monitored by each Participating Organization and are reported as per the agreed categories for inter-agency harmonized reporting. In 2006 the UN Development Group (UNDG) established six categories against which UN entities must report inter-agency project expenditures. Effective 1 January 2012, the UN Chief Executives Board (CEB) modified these categories as a result of IPSAS adoption to comprise eight categories.

**Table 3.2. Expenditure by UNSDG Budget Category, as of 31 December 2023 (in US Dollars)**

| Category  | Expenditures                  |                             |                    | Percentage of Total Programme Cost |
|---|-------------------------------|-----------------------------|--------------------|------------------------------------|
|   | Prior Years up to 31-Dec-2022 | Financial Year Jan-Dec-2023 | Total              |                                    |
| Staff & Personnel Cost                          | 12,699,074                    | -                           | 12,699,074         | 8.29                               |
| Supplies, commodities and materials             | 10,783,222                    | -                           | 10,783,222         | 7.04                               |
| Equipment, vehicles, furniture and depreciation | 22,809,889                    | -                           | 22,809,889         | 14.89                              |
| Contractual Services Expenses                   | 60,168,255                    | -                           | 60,168,255         | 39.29                              |
| Travel  | 10,897,347                    | -                           | 10,897,347         | 7.12                               |
| Transfers and Grants                            | 19,493,371                    | -                           | 19,493,371         | 12.73                              |
| General Operating                               | 16,288,917                    | -                           | 16,288,917         | 10.64                              |
| <b>Programme Costs Total</b>                    | <b>153,140,074</b>            | <b>-</b>                    | <b>153,140,074</b> | <b>100.00</b>                      |
| <sup>1</sup> Indirect Support Costs Total       | 10,575,046                    | -                           | 10,575,046         | 6.91                               |
| <b>Grand Total</b>                              | <b>163,715,120</b>            | <b>-</b>                    | <b>163,715,120</b> | <b>-</b>                           |

**1 Indirect Support Costs** charged by Participating Organization, based on their financial regulations, can be deducted upfront or at a later stage during implementation. The percentage may therefore appear to exceed the 7% agreed-upon for on-going projects. Once projects are financially closed, this number is not to exceed 7%.

#### 4. COST RECOVERY

Cost recovery policies for the Fund are guided by the applicable provisions of the Terms of Reference, the MOU concluded between the Administrative Agent and Participating Organizations, and the SAAs concluded between the Administrative Agent and Contributors, based on rates approved by UNDG.

The policies in place, as of 31 December 2023, were as follows:

- **The Administrative Agent (AA) fee:** 1% is charged at the time of contributor deposit and covers services provided on that contribution for the entire duration of the Fund. Cumulatively, as of 31 December 2023, US\$ **1,663,583** has been charged in AA-fees.
- **Indirect Costs of Participating Organizations:** A general cost that cannot be directly related to any particular programme or activity of the Participating Organizations. Participating Organizations may charge 7% indirect costs based on UNSDG policy, establishing an indirect cost rate as a percentage of the programmable costs for interagency pass-through pool funds. In the current reporting period US\$ **00** was deducted in indirect costs by Participating Organizations. Cumulatively, indirect costs amount to US\$ **10,575,046** as of 31 December **2023**.

#### 6. DIRECT COSTS

The Fund governance mechanism may approve an allocation to a Participating Organization to cover costs associated with Fund coordination covering overall coordination, and fund level reviews and evaluations. These allocations are referred to as 'direct costs'. Cumulatively, as of 31 December 2023, US\$ 1,287,246 has been charged as Direct Costs.

| Participating Organization | Approved Amount  | Net Funded Amount | Expenditure                   |                             |                  | Delivery Rate % |
|----------------------------|------------------|-------------------|-------------------------------|-----------------------------|------------------|-----------------|
|                            |                  |                   | Prior Years up to 31-Dec-2022 | Financial Year Jan-Dec-2023 | Cumulative       |                 |
| UNDP                       | 1,320,000        | 1,287,246         | 1,287,246                     | -                           | 1,287,246        | 100.00          |
| <b>Grand Total</b>         | <b>1,320,000</b> | <b>1,287,246</b>  | <b>1,287,246</b>              | <b>-</b>                    | <b>1,287,246</b> | <b>100.00</b>   |

#### 5. ACCOUNTABILITY AND TRANSPARENCY

In order to effectively provide fund administration services and facilitate monitoring and reporting to the UN system and its partners, the MPTF Office has developed a public website, the MPTF Office Gateway (<https://mptf.undp.org>). Refreshed daily from an internal enterprise resource planning system, the MPTF Office Gateway has become a standard setter for providing transparent and accountable trust fund administration services.

The Gateway provides financial information including: contributor commitments and deposits, approved programme budgets, transfers to and expenditures reported by Participating Organizations, interest income and other expenses. In addition, the Gateway provides an overview of the MPTF Office portfolio and extensive information on individual Funds, including their purpose, governance structure and key documents. By providing easy access to the growing number of narrative and financial reports, as well as related project documents, the Gateway collects and preserves important institutional knowledge and facilitates knowledge sharing and management among UN Organizations and their development partners, thereby contributing to UN coherence and development effectiveness.

# **Ebola Response MPTF**

## Annexes to Financial Report

## **Annex 1. EXPENDITURE BY PROJECT GROUPED BY THEME/OUTCOME**

Annex 1 displays the net funded amounts, expenditures reported and the financial delivery rates by Theme/Outcome by project/ joint programme and Participating Organization

**Annex 1 Expenditure by Project within Theme/Outcome**

| Theme/Outcome / Project No. and Project Title | Participating Organization | Project Status | Total Approved Amount | Net Funded Amount | Total Expenditure | Delivery Rate %  |
|---|----------------------------|----------------|-----------------------|-------------------|-------------------|------------------|
| <b>Direct Cost Budget</b>                     |                            |                |                       |                   |                   |                  |
| 00093607                                      | EBOLA #24 UNDP DC M&E      | UNDP           | Operationally Closed  | 1,320,000         | 1,287,246         | 1,287,246 100.00 |
| <b>Direct Cost Budget: Total</b>              |                            |                | <b>1,320,000</b>      | <b>1,287,246</b>  | <b>1,287,246</b>  | <b>100.00</b>    |

| <b>RSO1 Health Nutrition WASH</b>        |                                |           |                    |                  |                  |                  |
|--|--------------------------------|-----------|--------------------|------------------|------------------|------------------|
| 00096703                                 | RSO1 #33 LBR RESTORING MIDWIFE | UNFPA     | Financially Closed | 1,000,000        | 1,000,000        | 1,000,000 100.00 |
| 00097566                                 | RSO1 #46 LBR UPGRADING WATER A | ILO       | Financially Closed | 284,620          | 283,809          | 283,809 100.00   |
| 00097566                                 | RSO1 #46 LBR UPGRADING WATER A | UNHABITAT | Financially Closed | 53,500           | 52,521           | 52,521 100.00    |
| 00097566                                 | RSO1 #46 LBR UPGRADING WATER A | UNICEF    | Financially Closed | 661,880          | 661,880          | 661,880 100.00   |
| 00102292                                 | RSO1 #63 SLE EVD SURVIVORS SUP | UNAIDS    | Financially Closed | 165,850          | 165,850          | 165,850 100.00   |
| 00102292                                 | RSO1 #63 SLE EVD SURVIVORS SUP | WHO       | Financially Closed | 429,070          | 392,208          | 392,208 100.00   |
| <b>RSO1 Health Nutrition WASH: Total</b> |                                |           | <b>2,594,920</b>   | <b>2,556,268</b> | <b>2,556,268</b> | <b>100.00</b>    |

| <b>RSO2 Socio-EcoNmic Revitalizn</b>        |                                |       |                      |                  |                  |                  |
|---|--------------------------------|-------|----------------------|------------------|------------------|------------------|
| 00096705                                    | RSO2 #43 GIN STRENGTHENING COM | UNDP  | Financially Closed   | 458,651          | 458,079          | 458,079 100.00   |
| 00096705                                    | RSO2 #43 GIN STRENGTHENING COM | UNFPA | Financially Closed   | 290,077          | 281,925          | 281,925 100.00   |
| 00099263                                    | RSO2 #52 GIN RECOVERY SUPPORT  | UNDP  | Operationally Closed | 1,500,000        | 1,500,000        | 1,500,000 100.00 |
| <b>RSO2 Socio-EcoNmic Revitalizn: Total</b> |                                |       | <b>2,248,728</b>     | <b>2,240,004</b> | <b>2,240,003</b> | <b>100.00</b>    |

| <b>RSO3 Basic Service &amp; Infrastr</b>        |                                |        |                    |                  |                  |                |
|---|--------------------------------|--------|--------------------|------------------|------------------|----------------|
| 00096723  | RSO3 #45 SLE EBOLA SURVIVORS - | UNICEF | Financially Closed | 788,456          | 788,456          | 788,456 100.00 |
| 00096723  | RSO3 #45 SLE EBOLA SURVIVORS - | WHO    | Financially Closed | 258,940          | 258,940          | 258,940 100.00 |
| 00100017  | RSO3 #55 GIN EMERGENCY MATERNA | UNFPA  | Financially Closed | 999,998          | 991,814          | 991,814 100.00 |
| <b>RSO3 Basic Service &amp; Infrastr: Total</b> |                                |        | <b>2,047,395</b>   | <b>2,039,210</b> | <b>2,039,210</b> | <b>100.00</b>  |

| <b>RSO4 Govern PeaceBldg Cohesion</b>        |                                |      |                    |                |                |                |
|--|--------------------------------|------|--------------------|----------------|----------------|----------------|
| 00096708                                     | RSO4 #44 GIN GOVERNMENT SUPPOR | UNDP | Financially Closed | 247,915        | 244,887        | 244,887 100.00 |
| 00103816                                     | RSO4 #56 SLE SUPPORT TO THE GO | UNDP | Financially Closed | 250,000        | 239,695        | 239,695 100.00 |
| <b>RSO4 Govern PeaceBldg Cohesion: Total</b> |                                |      | <b>497,915</b>     | <b>484,582</b> | <b>484,582</b> | <b>100.00</b>  |

**SO1 STOP the outbreak**

|                                     |                                |       |                      |                   |                   |                   |               |
|-------------------------------------|--------------------------------|-------|----------------------|-------------------|-------------------|-------------------|---------------|
| 00093218                            | MCA01 #10 LBR INTERRUPT TRANSM | UNDP  | Financially Closed   | 3,398,610         | 3,391,659         | 3,391,659         | 100.00        |
| 00093218                            | MCA01 #10 LBR INTERRUPT TRANSM | UNFPA | Financially Closed   | 4,549,552         | 4,186,735         | 4,186,735         | 100.00        |
| 00093218                            | MCA01 #10 LBR INTERRUPT TRANSM | WHO   | Financially Closed   | 3,655,050         | 3,399,196         | 3,399,196         | 100.00        |
| 00093251                            | MCA01 #16 GIN EPIDEM DIST MNGM | WHO   | Financially Closed   | 6,308,640         | 6,308,640         | 6,308,640         | 100.00        |
| 00093252                            | MCA01 #16 LBR EPIDEM DIST MNGM | WHO   | Financially Closed   | 5,312,789         | 5,312,789         | 5,312,789         | 100.00        |
| 00093253                            | MCA01 #16 SLE EPIDEM DIST MNGM | WHO   | Financially Closed   | 5,065,084         | 5,016,253         | 5,016,253         | 100.00        |
| 00094960                            | MCA01 #35 GIN Sensitization an | WHO   | Financially Closed   | 400,000           | 400,000           | 400,000           | 100.00        |
| 00095447                            | MCA02 #30 GIN RED CROSS REINFO | UNDP  | Financially Closed   | 454,193           | 407,086           | 407,086           | 100.00        |
| 00095447                            | MCA02 #30 GIN RED CROSS REINFO | WHO   | Financially Closed   | 545,807           | 545,807           | 545,807           | 100.00        |
| 00095944                            | MCA02 #32 GIN SAFE BURIALS     | UNDP  | Financially Closed   | 4,458,330         | 4,451,397         | 4,451,397         | 100.00        |
| 00096318                            | MCA01 #17 SLE STRNG EVD SURVIL | WHO   | Financially Closed   | 2,073,205         | 2,073,205         | 2,073,205         | 100.00        |
| 00101174                            | MCA2 #58 Strengthening the Ebo | UNDP  | Operationally Closed | 198,395           | 198,395           | 198,207           | 99.91         |
| <b>SO1 STOP the outbreak: Total</b> |                                |       |                      | <b>36,419,655</b> | <b>35,691,163</b> | <b>35,690,975</b> | <b>100.00</b> |

| <b>SO2 TREAT the infected</b> |                                |        |                    |            |            |            |        |
|-------------------------------|--------------------------------|--------|--------------------|------------|------------|------------|--------|
| 00092448                      | MCA03 #1 LBR AIR SERVICES      | WFP    | Financially Closed | 4,000,000  | 4,000,000  | 4,000,000  | 100.00 |
| 00092450                      | MCA03 #1 GIN AIR SERVICES      | WFP    | Financially Closed | 4,000,000  | 4,000,000  | 4,000,000  | 100.00 |
| 00092527                      | MCA03 #1 SLE AIR SERVICES      | WFP    | Financially Closed | 4,675,724  | 4,675,724  | 4,675,724  | 100.00 |
| 00092528                      | MCA03 #1 SLE TRANSP ESS. ITEMS | WFP    | Financially Closed | 11,052,470 | 11,052,470 | 11,052,470 | 100.00 |
| 00092529                      | MCA03 #1 GIN ESTABLISHMNT ETUs | WFP    | Financially Closed | 2,687,375  | 2,687,375  | 2,687,375  | 100.00 |
| 00092530                      | MCA03 #1 SLE COMMUNCTN EQPMNT  | WFP    | Financially Closed | 167,547    | 167,547    | 167,547    | 100.00 |
| 00092643                      | MCA03 #1 LBR TRANSP ESS. ITEMS | WFP    | Financially Closed | 3,780,000  | 3,780,000  | 3,780,000  | 100.00 |
| 00092644                      | MCA03 #1 GIN TRANSP ESS. ITEMS | WFP    | Financially Closed | 3,780,000  | 3,780,000  | 3,780,000  | 100.00 |
| 00092847                      | MCA03 #1 GIN STORAGE CAPACITY  | WFP    | Financially Closed | 658,902    | 658,902    | 658,902    | 100.00 |
| 00093219                      | MCA03 #23 GIN CCCs             | UNICEF | Financially Closed | 9,813,619  | 9,813,619  | 9,813,619  | 100.00 |
| 00093254                      | MCA03 #16 GIN IPC DISTRCT MNGM | WHO    | Financially Closed | 1,990,380  | 1,990,380  | 1,990,380  | 100.00 |
| 00093255                      | MCA03 #16 LBR IPC DISTRCT MNGM | WHO    | Financially Closed | 1,212,945  | 1,212,945  | 1,212,945  | 100.00 |
| 00093256                      | MCA03 #16 SLE IPC DISTRCT MNGM | WHO    | Financially Closed | 1,302,584  | 1,302,584  | 1,302,584  | 100.00 |
| 00093282                      | MCA03 #1 LBR STORAGE CAPACITY  | WFP    | Financially Closed | 1,592,796  | 1,592,796  | 1,592,796  | 100.00 |
| 00093283                      | MCA03 #1 SLE STORAGE CAPACITY  | WFP    | Financially Closed | 658,902    | 658,902    | 658,902    | 100.00 |

|                                      |                                |      |                    |                   |                   |                   |               |
|--------------------------------------|--------------------------------|------|--------------------|-------------------|-------------------|-------------------|---------------|
| 00093284                             | MCA04 #1 GIN UN CLINICS        | WFP  | Financially Closed | 1,577,030         | 1,577,030         | 1,577,030         | 100.00        |
| 00093285                             | MCA04 #1 SLE UN CLINICS        | WFP  | Financially Closed | 1,392,970         | 1,392,970         | 1,392,970         | 100.00        |
| 00096294                             | MCA04 #40 GIN UN MEDICAL CLINI | UNDP | Financially Closed | 608,518           | 535,296           | 535,296           | 100.00        |
| 00096306                             | MCA04 #40 SLE UN MEDICAL CLINI | UNDP | Financially Closed | 609,900           | 605,058           | 605,058           | 100.00        |
| 00098865                             | MCA03 #54 GIN VACCINATION COHO | WHO  | Financially Closed | 299,547           | 299,547           | 299,547           | 100.00        |
| 00099916                             | MCA3 #57 GIN VACCINATION COHOR | WHO  | Financially Closed | 1,199,603         | 1,179,553         | 1,179,553         | 100.00        |
| 00101175                             | MCA3 #58 Strengthening the Ebo | UNDP | Financially Closed | 396,970           | 396,970           | 396,970           | 100.00        |
| <b>SO2 TREAT the infected: Total</b> |                                |      |                    | <b>57,457,782</b> | <b>57,359,668</b> | <b>57,359,668</b> | <b>100.00</b> |

| <b>SO3 ENSURE essential services</b>        |                                |         |                      |                   |                   |                   |              |
|---|--------------------------------|---------|----------------------|-------------------|-------------------|-------------------|--------------|
| 00092902                                    | MCA07 #6 PAYMNT EBOLA WORKERS  | UNDP    | Operationally Closed | 524,300           | 524,300           | 466,509           | 88.98        |
| 00092903                                    | MCA07 #8 LBR PAYMNT EBOLA WORK | UNDP    | Financially Closed   | 2,245,832         | 2,150,123         | 2,150,123         | 100.00       |
| 00092904                                    | MCA07 #7 GIN PAYMNT EBOLA WORK | UNDP    | Operationally Closed | 2,204,200         | 2,204,200         | 2,194,523         | 99.56        |
| 00092905                                    | MCA07 #9 SLE PAYMNT EBOLA WORK | UNDP    | Operationally Closed | 1,261,625         | 1,260,910         | 1,301,718         | 103.24       |
| 00093136                                    | MCA06 #4 LBR CHILDREN PROTECTN | UNICEF  | Financially Closed   | 4,007,578         | 4,007,218         | 4,007,218         | 100.00       |
| 00094514                                    | MCA08 SLE #15 EBOLA SURVIVORS  | UNDP    | Operationally Closed | 1,635,337         | 1,627,554         | 1,629,597         | 100.13       |
| 00094514                                    | MCA08 SLE #15 EBOLA SURVIVORS  | UNWOMEN | Operationally Closed | 472,673           | 463,526           | 463,526           | 100.00       |
| 00095545                                    | MCA08 #38 SLE RED CROSS EBOLA  | UNDP    | Financially Closed   | 1,975,640         | 1,975,640         | 1,975,640         | 100.00       |
| 00096725                                    | MCA06 #48 SLE SOCIAL MOBILIZAT | UNICEF  | Financially Closed   | 856,000           | 856,000           | 856,000           | 100.00       |
| 00100247                                    | MCA6 #53 LBR STRENGTHENING REP | UNFPA   | Financially Closed   | 650,000           | 637,692           | 637,692           | 100.00       |
| 00100247                                    | MCA6 #53 LBR STRENGTHENING REP | UNICEF  | Financially Closed   | 200,000           | 200,000           | 200,000           | 100.00       |
| 00100247                                    | MCA6 #53 LBR STRENGTHENING REP | WHO     | Financially Closed   | 150,000           | 146,405           | 146,405           | 100.00       |
| 00101177                                    | MCA6 #59 Prevent new Infection | UNICEF  | Financially Closed   | 1,000,000         | 987,373           | 987,373           | 100.00       |
| 00102805                                    | MCA6 #62 LBR IMPROVING MATERNA | UNFPA   | Financially Closed   | 519,860           | 516,864           | 516,864           | 100.00       |
| 00102805                                    | MCA6 #62 LBR IMPROVING MATERNA | UNICEF  | Financially Closed   | 498,620           | 498,620           | 498,620           | 100.00       |
| 00102805                                    | MCA6 #62 LBR IMPROVING MATERNA | WHO     | Financially Closed   | 481,500           | 481,500           | 481,500           | 100.00       |
| 00104216                                    | MCA6 #64 LBR COMMUNITY PERCEPT | WHO     | Financially Closed   | 249,952           | 249,952           | 249,952           | 100.00       |
| <b>SO3 ENSURE essential services: Total</b> |                                |         |                      | <b>18,933,116</b> | <b>18,787,877</b> | <b>18,763,261</b> | <b>99.87</b> |

| <b>SO4 PRESERVE stability</b> |                                |      |                    |         |         |         |        |
|-------------------------------|--------------------------------|------|--------------------|---------|---------|---------|--------|
| 00093105                      | MCA11 #3 GIN SOCIAL MOB&COMMUN | UNDP | Financially Closed | 809,000 | 808,326 | 808,326 | 100.00 |

|                                      |                                 |        |                    |                   |                   |                   |               |
|--------------------------------------|---------------------------------|--------|--------------------|-------------------|-------------------|-------------------|---------------|
| 00093105                             | MCA11 #3 GIN SOCIAL MOB&COMMUN  | UNICEF | Financially Closed | 3,139,364         | 3,136,832         | 3,136,832         | 100.00        |
| 00093189                             | MCA10 #22 LBR EBOLA CHARTERS    | UNICEF | Financially Closed | 322,898           | 322,898           | 322,898           | 100.00        |
| 00093220                             | MCA11 #25 LBR OUTRCH&AWARNESS   | UNICEF | Financially Closed | 283,088           | 278,402           | 278,402           | 100.00        |
| 00093223                             | MCA10 #22 SLE EBOLA CHARTERS    | UNICEF | Financially Closed | 278,558           | 278,558           | 278,558           | 100.00        |
| 00093226                             | MCA10 #22 GIN EBOLA CHARTERS    | UNICEF | Financially Closed | 276,262           | 276,262           | 276,262           | 100.00        |
| 00093526                             | MCA09 #16 GIN DISTRICT LOGISTI  | WHO    | Financially Closed | 2,618,660         | 2,618,660         | 2,618,660         | 100.00        |
| 00093527                             | MCA09 #16 LBR DISTRICT LOGISTI  | WHO    | Financially Closed | 2,574,893         | 2,574,893         | 2,574,893         | 100.00        |
| 00093528                             | MCA09 #16 SLE DISTRICT LOGISTI  | WHO    | Financially Closed | 2,026,848         | 2,026,848         | 2,026,848         | 100.00        |
| 00093970                             | MCA11 #16 GIN DISTRICT SOCIAL   | WHO    | Financially Closed | 570,788           | 570,788           | 570,788           | 100.00        |
| 00093971                             | MCA11 #16 LBR DISTRICT SOCIAL   | WHO    | Financially Closed | 552,963           | 552,963           | 552,963           | 100.00        |
| 00093972                             | MCA11 #16 SLE DISTRICT SOCIAL   | WHO    | Financially Closed | 473,469           | 473,469           | 473,469           | 100.00        |
| 00094442                             | MCA11 #29 GIN SUPPORT CBU's MRU | UNDP   | Financially Closed | 1,308,752         | 1,307,757         | 1,307,757         | 100.00        |
| 00094442                             | MCA11 #29 GIN SUPPORT CBU's MRU | UNFPA  | Financially Closed | 631,300           | 627,303           | 627,303           | 100.00        |
| 00094442                             | MCA11 #29 GIN SUPPORT CBU's MRU | UNICEF | Financially Closed | 896,020           | 896,020           | 896,020           | 100.00        |
| 00095292                             | MCA11 #36 GIN SOCIAL MOBILIZAT  | UNICEF | Financially Closed | 999,915           | 995,780           | 995,780           | 100.00        |
| 00096648                             | MCA09 #42 GIN PREVENT EVD SPRE  | UNDP   | Financially Closed | 991,467           | 789,513           | 789,513           | 100.00        |
| 00096724                             | MCA11 #47 GIN SOCIAL MOBILIZAT  | UNICEF | Financially Closed | 909,500           | 908,089           | 908,089           | 100.00        |
| 00101347                             | MCA10 #61 Ebola Flare-up expen  | WFP    | Financially Closed | 400,000           | 400,000           | 400,000           | 100.00        |
| <b>SO4 PRESERVE stability: Total</b> |                                 |        |                    | <b>20,063,745</b> | <b>19,843,362</b> | <b>19,843,362</b> | <b>100.00</b> |

#### SO5 PREVENT

|          |                                |        |                    |           |           |           |        |
|----------|--------------------------------|--------|--------------------|-----------|-----------|-----------|--------|
| 00092648 | MCA13 #11LBR QUICK IMPCT PRJCT | UNDP   | Financially Closed | 344,277   | 341,345   | 341,345   | 100.00 |
| 00092648 | MCA13 #11LBR QUICK IMPCT PRJCT | UNMEER | Financially Closed | 1,000,000 | 625,635   | 625,635   | 100.00 |
| 00092649 | MCA13 #11GIN QUICK IMPCT PRJCT | UNDP   | Financially Closed | 1,000,000 | 994,738   | 994,738   | 100.00 |
| 00092649 | MCA13 #11GIN QUICK IMPCT PRJCT | UNMEER | Financially Closed | 2,006,672 | 1,006,672 | 1,006,672 | 100.00 |
| 00092650 | MCA13 #11SLE QUICK IMPCT PRJCT | UNDP   | Financially Closed | 630,000   | 606,707   | 606,707   | 100.00 |
| 00092650 | MCA13 #11SLE QUICK IMPCT PRJCT | UNMEER | Financially Closed | 1,500,000 | 796,014   | 796,014   | 100.00 |
| 00092907 | MCA13 #17 SLE RRSTs ESTABLISHM | UNMEER | Financially Closed | 2,643,548 | 598,511   | 598,511   | 100.00 |
| 00092907 | MCA13 #17 SLE RRSTs ESTABLISHM | UNOPS  | Financially Closed | 4,501,490 | 3,768,191 | 3,768,191 | 100.00 |
| 00092908 | MCA13 #18 SLE NERC SECRETARIAT | UNMEER | Financially Closed | 1,178,084 | 791,558   | 791,558   | 100.00 |



|                           |                                |        |                      |                    |                    |                    |               |
|---------------------------|--------------------------------|--------|----------------------|--------------------|--------------------|--------------------|---------------|
| 00093085                  | MCA13 #2 AVIA EBOLA ACTN PLAN  | ICAO   | Financially Closed   | 1,000,000          | 829,690            | 829,690            | 100.00        |
| 00093086                  | MCA13 #5 SLE DETENTION CENTERS | UNDP   | Financially Closed   | 1,201,725          | 1,188,421          | 1,188,421          | 100.00        |
| 00096704                  | MCA13 #41 EBOLA RESPONSE INTER | WHO    | Financially Closed   | 119,000            | 119,000            | 119,000            | 100.00        |
| 00097554                  | MCA13 #49 GIN SUPPORT TO THE U | UNDP   | Operationally Closed | 983,231            | 983,231            | 1,014,894          | 103.22        |
| 00097555                  | MCA13 #50 SLE SUPPORT TO THE U | UNDP   | Financially Closed   | 695,527            | 681,561            | 681,561            | 100.00        |
| 00097556                  | MCA13 #51 LBR SUPPORT TO THE U | UNDP   | Financially Closed   | 132,840            | 132,840            | 132,840            | 100.00        |
| 00101176                  | MCA13 #58 Strengthening the Eb | UNDP   | Financially Closed   | 404,635            | 404,635            | 404,635            | 100.00        |
| 00106848                  | MCA13 #65 GIN SUPPORT PREPARED | UNDP   | Operationally Closed | 795,031            | 795,031            | 795,024            | 100.00        |
| 00106848                  | MCA13 #65 GIN SUPPORT PREPARED | UNFPA  | Operationally Closed | 446,757            | 442,813            | 442,813            | 100.00        |
| 00106848                  | MCA13 #65 GIN SUPPORT PREPARED | UNICEF | Operationally Closed | 446,033            | 446,033            | 446,033            | 100.00        |
| 00106848                  | MCA13 #65 GIN SUPPORT PREPARED | WFP    | Operationally Closed | 188,146            | 160,298            | 160,298            | 100.00        |
| 00106848                  | MCA13 #65 GIN SUPPORT PREPARED | WHO    | Operationally Closed | 624,033            | 624,033            | 624,033            | 100.00        |
| 00106849                  | MCA13 #66 LBR SUPPORT PREPARED | FAO    | Financially Closed   | 212,166            | 201,355            | 201,355            | 100.00        |
| 00106849                  | MCA13 #66 LBR SUPPORT PREPARED | IOM    | Financially Closed   | 600,000            | 600,000            | 600,000            | 100.00        |
| 00106849                  | MCA13 #66 LBR SUPPORT PREPARED | UNDP   | Financially Closed   | 650,000            | 650,000            | 650,000            | 100.00        |
| 00106849                  | MCA13 #66 LBR SUPPORT PREPARED | WHO    | Financially Closed   | 1,046,325          | 1,035,380          | 1,035,380          | 100.00        |
| 00106850                  | MCA13 #67 SLE SUPPORT PREPARED | UNFPA  | Financially Closed   | 730,275            | 715,010            | 715,010            | 100.00        |
| 00106850                  | MCA13 #67 SLE SUPPORT PREPARED | UNICEF | Financially Closed   | 308,963            | 308,963            | 308,963            | 100.00        |
| 00106850                  | MCA13 #67 SLE SUPPORT PREPARED | WHO    | Financially Closed   | 1,456,773          | 1,370,623          | 1,370,623          | 100.00        |
| 00106851                  | MCA13 #68 DRC STRENGTHENING EB | WHO    | Financially Closed   | 1,070,000          | 1,070,000          | 1,070,000          | 100.00        |
| 00107937                  | MCA13 #17 SLE STRENGTHENING LO | UNDP   | Financially Closed   | 733,299            | 702,598            | 702,598            | 100.00        |
| 00111013                  | MCA13 #69 WHO Strategic Respon | WHO    | Financially Closed   | 428,000            | 428,000            | 428,000            | 100.00        |
| <b>SO5 PREVENT: Total</b> |                                |        |                      | <b>29,076,830</b>  | <b>23,418,887</b>  | <b>23,450,543</b>  | <b>100.14</b> |
| <b>Grand Total</b>        |                                |        |                      | <b>170,660,086</b> | <b>163,708,268</b> | <b>163,715,120</b> | <b>100.00</b> |

## Annex 2. EXPENDITURE BY PROJECT GROUPED BY COUNTRY

Annex 2 displays the net funded amounts, expenditures reported and the financial delivery rates by Country by project/ joint programme and Participating Organization

**Table Annex 2 Expenditure by Project, grouped by Country**

| Country / Project No. and Project Title              | Participating Organization     | Total Approved Amount | Net Funded Amount | Total Expenditure | Delivery Rate %  |               |
|--|--------------------------------|-----------------------|-------------------|-------------------|------------------|---------------|
| <b>Congo (the Democratic Republic of the)</b>        |                                |                       |                   |                   |                  |               |
| 00106851   | MCA13 #68 DRC STRENGTHENING EB | WHO                   | 1,070,000         | 1,070,000         | 1,070,000        | 100.00        |
| 00111013   | MCA13 #69 WHO Strategic Respon | WHO                   | 428,000           | 428,000           | 428,000          | 100.00        |
| <b>Congo (the Democratic Republic of the): Total</b> |                                |                       | <b>1,498,000</b>  | <b>1,498,000</b>  | <b>1,498,000</b> | <b>100.00</b> |
| <b>Global and Interregional</b>                      |                                |                       |                   |                   |                  |               |
| 00092902   | MCA07 #6 PAYMNT EBOLA WORKERS  | UNDP                  | 524,300           | 524,300           | 466,509          | 88.98         |
| 00093085   | MCA13 #2 AVIA EBOLA ACTN PLAN  | ICAO                  | 1,000,000         | 829,690           | 829,690          | 100.00        |
| 00093607   | EBOLA #24 UNDP DC M&E          | UNDP                  | 1,320,000         | 1,287,246         | 1,287,246        | 100.00        |
| 00096704   | MCA13 #41 EBOLA RESPONSE INTER | WHO                   | 119,000           | 119,000           | 119,000          | 100.00        |
| <b>Global and Interregional: Total</b>               |                                |                       | <b>2,963,300</b>  | <b>2,760,237</b>  | <b>2,702,446</b> | <b>88.98</b>  |
| <b>Guinea</b>  |                                |                       |                   |                   |                  |               |
| 00092450   | MCA03 #1 GIN AIR SERVICES      | WFP                   | 4,000,000         | 4,000,000         | 4,000,000        | 100.00        |
| 00092529   | MCA03 #1 GIN ESTABLISHMNT ETUs | WFP                   | 2,687,375         | 2,687,375         | 2,687,375        | 100.00        |
| 00092644   | MCA03 #1 GIN TRANSP ESS. ITEMS | WFP                   | 3,780,000         | 3,780,000         | 3,780,000        | 100.00        |
| 00092649   | MCA13 #11GIN QUICK IMPCT PRJCT | UNDP                  | 1,000,000         | 994,738           | 994,738          | 100.00        |
| 00092649   | MCA13 #11GIN QUICK IMPCT PRJCT | UNMEER                | 2,006,672         | 1,006,672         | 1,006,672        | 100.00        |
| 00092847   | MCA03 #1 GIN STORAGE CAPACITY  | WFP                   | 658,902           | 658,902           | 658,902          | 100.00        |
| 00092904   | MCA07 #7 GIN PAYMNT EBOLA WORK | UNDP                  | 2,204,200         | 2,204,200         | 2,194,523        | 99.56         |
| 00093105   | MCA11 #3 GIN SOCIAL MOB&COMMUN | UNDP                  | 809,000           | 808,326           | 808,326          | 100.00        |
| 00093105   | MCA11 #3 GIN SOCIAL MOB&COMMUN | UNICEF                | 3,139,364         | 3,136,832         | 3,136,832        | 100.00        |
| 00093219   | MCA03 #23 GIN CCCs             | UNICEF                | 9,813,619         | 9,813,619         | 9,813,619        | 100.00        |
| 00093226   | MCA10 #22 GIN EBOLA CHARTERS   | UNICEF                | 276,262           | 276,262           | 276,262          | 100.00        |
| 00093251   | MCA01 #16 GIN EPIDEM DIST MNGM | WHO                   | 6,308,640         | 6,308,640         | 6,308,640        | 100.00        |
| 00093254   | MCA03 #16 GIN IPC DISTRCT MNGM | WHO                   | 1,990,380         | 1,990,380         | 1,990,380        | 100.00        |
| 00093284   | MCA04 #1 GIN UN CLINICS        | WFP                   | 1,577,030         | 1,577,030         | 1,577,030        | 100.00        |
| 00093526   | MCA09 #16 GIN DISTRICT LOGISTI | WHO                   | 2,618,660         | 2,618,660         | 2,618,660        | 100.00        |

|          |                                 |        |           |           |           |        |
|----------|---------------------------------|--------|-----------|-----------|-----------|--------|
| 00093970 | MCA11 #16 GIN DISTRICT SOCIAL   | WHO    | 570,788   | 570,788   | 570,788   | 100.00 |
| 00094442 | MCA11 #29 GIN SUPPORT CBU's MRU | UNDP   | 1,308,752 | 1,307,757 | 1,307,757 | 100.00 |
| 00094442 | MCA11 #29 GIN SUPPORT CBU's MRU | UNFPA  | 631,300   | 627,303   | 627,303   | 100.00 |
| 00094442 | MCA11 #29 GIN SUPPORT CBU's MRU | UNICEF | 896,020   | 896,020   | 896,020   | 100.00 |
| 00094960 | MCA01 #35 GIN Sensitization an  | WHO    | 400,000   | 400,000   | 400,000   | 100.00 |
| 00095292 | MCA11 #36 GIN SOCIAL MOBILIZAT  | UNICEF | 999,915   | 995,780   | 995,780   | 100.00 |
| 00095447 | MCA02 #30 GIN RED CROSS REINFO  | UNDP   | 454,193   | 407,086   | 407,086   | 100.00 |
| 00095447 | MCA02 #30 GIN RED CROSS REINFO  | WHO    | 545,807   | 545,807   | 545,807   | 100.00 |
| 00095944 | MCA02 #32 GIN SAFE BURIALS      | UNDP   | 4,458,330 | 4,451,397 | 4,451,397 | 100.00 |
| 00096294 | MCA04 #40 GIN UN MEDICAL CLINI  | UNDP   | 608,518   | 535,296   | 535,296   | 100.00 |
| 00096648 | MCA09 #42 GIN PREVENT EVD SPRE  | UNDP   | 991,467   | 789,513   | 789,513   | 100.00 |
| 00096705 | RSO2 #43 GIN STRENGTHENING COM  | UNDP   | 458,651   | 458,079   | 458,079   | 100.00 |
| 00096705 | RSO2 #43 GIN STRENGTHENING COM  | UNFPA  | 290,077   | 281,925   | 281,925   | 100.00 |
| 00096708 | RSO4 #44 GIN GOVERNMENT SUPPOR  | UNDP   | 247,915   | 244,887   | 244,887   | 100.00 |
| 00096724 | MCA11 #47 GIN SOCIAL MOBILIZAT  | UNICEF | 909,500   | 908,089   | 908,089   | 100.00 |
| 00097554 | MCA13 #49 GIN SUPPORT TO THE U  | UNDP   | 983,231   | 983,231   | 1,014,894 | 103.22 |
| 00098865 | MCA03 #54 GIN VACCINATION COHO  | WHO    | 299,547   | 299,547   | 299,547   | 100.00 |
| 00099263 | RSO2 #52 GIN RECOVERY SUPPORT   | UNDP   | 1,500,000 | 1,500,000 | 1,500,000 | 100.00 |
| 00099916 | MCA3 #57 GIN VACCINATION COHOR  | WHO    | 1,199,603 | 1,179,553 | 1,179,553 | 100.00 |
| 00100017 | RSO3 #55 GIN EMERGENCY MATERNA  | UNFPA  | 999,998   | 991,814   | 991,814   | 100.00 |
| 00101174 | MCA2 #58 Strengthening the Ebo  | UNDP   | 198,395   | 198,395   | 198,207   | 99.91  |
| 00101175 | MCA3 #58 Strengthening the Ebo  | UNDP   | 396,970   | 396,970   | 396,970   | 100.00 |
| 00101176 | MCA13 #58 Strengthening the Eb  | UNDP   | 404,635   | 404,635   | 404,635   | 100.00 |
| 00101177 | MCA6 #59 Prevent new Infection  | UNICEF | 1,000,000 | 987,373   | 987,373   | 100.00 |
| 00101347 | MCA10 #61 Ebola Flare-up expen  | WFP    | 400,000   | 400,000   | 400,000   | 100.00 |
| 00106848 | MCA13 #65 GIN SUPPORT PREPARED  | UNDP   | 795,031   | 795,031   | 795,024   | 100.00 |
| 00106848 | MCA13 #65 GIN SUPPORT PREPARED  | UNFPA  | 446,757   | 442,813   | 442,813   | 100.00 |
| 00106848 | MCA13 #65 GIN SUPPORT PREPARED  | UNICEF | 446,033   | 446,033   | 446,033   | 100.00 |
| 00106848 | MCA13 #65 GIN SUPPORT PREPARED  | WFP    | 188,146   | 160,298   | 160,298   | 100.00 |

|                      |                                |     |                   |                   |                   |               |
|----------------------|--------------------------------|-----|-------------------|-------------------|-------------------|---------------|
| 00106848             | MCA13 #65 GIN SUPPORT PREPARED | WHO | 624,033           | 624,033           | 624,033           | 100.00        |
| <b>Guinea: Total</b> |                                |     | <b>66,523,717</b> | <b>65,091,089</b> | <b>65,112,880</b> | <b>100.00</b> |

| <b>Liberia</b> |                                |           |           |           |           |        |
|----------------|--------------------------------|-----------|-----------|-----------|-----------|--------|
| 00092448       | MCA03 #1 LBR AIR SERVICES      | WFP       | 4,000,000 | 4,000,000 | 4,000,000 | 100.00 |
| 00092643       | MCA03 #1 LBR TRANSP ESS. ITEMS | WFP       | 3,780,000 | 3,780,000 | 3,780,000 | 100.00 |
| 00092648       | MCA13 #11LBR QUICK IMPCT PRJCT | UNDP      | 344,277   | 341,345   | 341,345   | 100.00 |
| 00092648       | MCA13 #11LBR QUICK IMPCT PRJCT | UNMEER    | 1,000,000 | 625,635   | 625,635   | 100.00 |
| 00092903       | MCA07 #8 LBR PAYMNT EBOLA WORK | UNDP      | 2,245,832 | 2,150,123 | 2,150,123 | 100.00 |
| 00093136       | MCA06 #4 LBR CHILDREN PROTECTN | UNICEF    | 4,007,578 | 4,007,218 | 4,007,218 | 100.00 |
| 00093189       | MCA10 #22 LBR EBOLA CHARTERS   | UNICEF    | 322,898   | 322,898   | 322,898   | 100.00 |
| 00093218       | MCA01 #10 LBR INTERRUPT TRANSM | UNDP      | 3,398,610 | 3,391,659 | 3,391,659 | 100.00 |
| 00093218       | MCA01 #10 LBR INTERRUPT TRANSM | UNFPA     | 4,549,552 | 4,186,735 | 4,186,735 | 100.00 |
| 00093218       | MCA01 #10 LBR INTERRUPT TRANSM | WHO       | 3,655,050 | 3,399,196 | 3,399,196 | 100.00 |
| 00093220       | MCA11 #25 LBR OUTRCH&AWARNESS  | UNICEF    | 283,088   | 278,402   | 278,402   | 100.00 |
| 00093252       | MCA01 #16 LBR EPIDEM DIST MNGM | WHO       | 5,312,789 | 5,312,789 | 5,312,789 | 100.00 |
| 00093255       | MCA03 #16 LBR IPC DISTRCT MNGM | WHO       | 1,212,945 | 1,212,945 | 1,212,945 | 100.00 |
| 00093282       | MCA03 #1 LBR STORAGE CAPACITY  | WFP       | 1,592,796 | 1,592,796 | 1,592,796 | 100.00 |
| 00093527       | MCA09 #16 LBR DISTRICT LOGISTI | WHO       | 2,574,893 | 2,574,893 | 2,574,893 | 100.00 |
| 00093971       | MCA11 #16 LBR DISTRICT SOCIAL  | WHO       | 552,963   | 552,963   | 552,963   | 100.00 |
| 00096703       | RSO1 #33 LBR RESTORING MIDWIFE | UNFPA     | 1,000,000 | 1,000,000 | 1,000,000 | 100.00 |
| 00097556       | MCA13 #51 LBR SUPPORT TO THE U | UNDP      | 132,840   | 132,840   | 132,840   | 100.00 |
| 00097566       | RSO1 #46 LBR UPGRADING WATER A | ILO       | 284,620   | 283,809   | 283,809   | 100.00 |
| 00097566       | RSO1 #46 LBR UPGRADING WATER A | UNHABITAT | 53,500    | 52,521    | 52,521    | 100.00 |
| 00097566       | RSO1 #46 LBR UPGRADING WATER A | UNICEF    | 661,880   | 661,880   | 661,880   | 100.00 |
| 00100247       | MCA6 #53 LBR STRENGTHENING REP | UNFPA     | 650,000   | 637,692   | 637,692   | 100.00 |
| 00100247       | MCA6 #53 LBR STRENGTHENING REP | UNICEF    | 200,000   | 200,000   | 200,000   | 100.00 |
| 00100247       | MCA6 #53 LBR STRENGTHENING REP | WHO       | 150,000   | 146,405   | 146,405   | 100.00 |
| 00102805       | MCA6 #62 LBR IMPROVING MATERNA | UNFPA     | 519,860   | 516,864   | 516,864   | 100.00 |
| 00102805       | MCA6 #62 LBR IMPROVING MATERNA | UNICEF    | 498,620   | 498,620   | 498,620   | 100.00 |

|                       |                                |      |                   |                   |                   |               |
|-----------------------|--------------------------------|------|-------------------|-------------------|-------------------|---------------|
| 00102805              | MCA6 #62 LBR IMPROVING MATERNA | WHO  | 481,500           | 481,500           | 481,500           | 100.00        |
| 00104216              | MCA6 #64 LBR COMMUNITY PERCEPT | WHO  | 249,952           | 249,952           | 249,952           | 100.00        |
| 00106849              | MCA13 #66 LBR SUPPORT PREPARED | FAO  | 212,166           | 201,355           | 201,355           | 100.00        |
| 00106849              | MCA13 #66 LBR SUPPORT PREPARED | IOM  | 600,000           | 600,000           | 600,000           | 100.00        |
| 00106849              | MCA13 #66 LBR SUPPORT PREPARED | UNDP | 650,000           | 650,000           | 650,000           | 100.00        |
| 00106849              | MCA13 #66 LBR SUPPORT PREPARED | WHO  | 1,046,325         | 1,035,380         | 1,035,380         | 100.00        |
| <b>Liberia: Total</b> |                                |      | <b>46,224,533</b> | <b>45,078,417</b> | <b>45,078,417</b> | <b>100.00</b> |

| Sierra Leone |                                |         |            |            |            |        |
|--------------|--------------------------------|---------|------------|------------|------------|--------|
| 00092527     | MCA03 #1 SLE AIR SERVICES      | WFP     | 4,675,724  | 4,675,724  | 4,675,724  | 100.00 |
| 00092528     | MCA03 #1 SLE TRANSP ESS. ITEMS | WFP     | 11,052,470 | 11,052,470 | 11,052,470 | 100.00 |
| 00092530     | MCA03 #1 SLE COMMUNCTN EQPMNT  | WFP     | 167,547    | 167,547    | 167,547    | 100.00 |
| 00092650     | MCA13 #11SLE QUICK IMPCT PRJCT | UNDP    | 630,000    | 606,707    | 606,707    | 100.00 |
| 00092650     | MCA13 #11SLE QUICK IMPCT PRJCT | UNMEER  | 1,500,000  | 796,014    | 796,014    | 100.00 |
| 00092905     | MCA07 #9 SLE PAYMNT EBOLA WORK | UNDP    | 1,261,625  | 1,260,910  | 1,301,718  | 103.24 |
| 00092907     | MCA13 #17 SLE RRSTs ESTABLISHM | UNMEER  | 2,643,548  | 598,511    | 598,511    | 100.00 |
| 00092907     | MCA13 #17 SLE RRSTs ESTABLISHM | UNOPS   | 4,501,490  | 3,768,191  | 3,768,191  | 100.00 |
| 00092908     | MCA13 #18 SLE NERC SECRETARIAT | UNMEER  | 1,178,084  | 791,558    | 791,558    | 100.00 |
| 00093086     | MCA13 #5 SLE DETENTION CENTERS | UNDP    | 1,201,725  | 1,188,421  | 1,188,421  | 100.00 |
| 00093223     | MCA10 #22 SLE EBOLA CHARTERS   | UNICEF  | 278,558    | 278,558    | 278,558    | 100.00 |
| 00093253     | MCA01 #16 SLE EPIDEM DIST MNGM | WHO     | 5,065,084  | 5,016,253  | 5,016,253  | 100.00 |
| 00093256     | MCA03 #16 SLE IPC DISTRCT MNGM | WHO     | 1,302,584  | 1,302,584  | 1,302,584  | 100.00 |
| 00093283     | MCA03 #1 SLE STORAGE CAPACITY  | WFP     | 658,902    | 658,902    | 658,902    | 100.00 |
| 00093285     | MCA04 #1 SLE UN CLINICS        | WFP     | 1,392,970  | 1,392,970  | 1,392,970  | 100.00 |
| 00093528     | MCA09 #16 SLE DISTRICT LOGISTI | WHO     | 2,026,848  | 2,026,848  | 2,026,848  | 100.00 |
| 00093972     | MCA11 #16 SLE DISTRICT SOCIAL  | WHO     | 473,469    | 473,469    | 473,469    | 100.00 |
| 00094514     | MCA08 SLE #15 EBOLA SURVIVORS  | UNDP    | 1,635,337  | 1,627,554  | 1,629,597  | 100.13 |
| 00094514     | MCA08 SLE #15 EBOLA SURVIVORS  | UNWOMEN | 472,673    | 463,526    | 463,526    | 100.00 |
| 00095545     | MCA08 #38 SLE RED CROSS EBOLA  | UNDP    | 1,975,640  | 1,975,640  | 1,975,640  | 100.00 |
| 00096306     | MCA04 #40 SLE UN MEDICAL CLINI | UNDP    | 609,900    | 605,058    | 605,058    | 100.00 |

|                            |                                   |        |                    |                    |                    |               |
|----------------------------|-----------------------------------|--------|--------------------|--------------------|--------------------|---------------|
| 00096318                   | MCA01 #17 SLE STRNG<br>EVD SURVIL | WHO    | 2,073,205          | 2,073,205          | 2,073,205          | 100.00        |
| 00096723                   | RSO3 #45 SLE EBOLA<br>SURVIVORS - | UNICEF | 788,456            | 788,456            | 788,456            | 100.00        |
| 00096723                   | RSO3 #45 SLE EBOLA<br>SURVIVORS - | WHO    | 258,940            | 258,940            | 258,940            | 100.00        |
| 00096725                   | MCA06 #48 SLE SOCIAL<br>MOBILIZAT | UNICEF | 856,000            | 856,000            | 856,000            | 100.00        |
| 00097555                   | MCA13 #50 SLE SUPPORT<br>TO THE U | UNDP   | 695,527            | 681,561            | 681,561            | 100.00        |
| 00102292                   | RSO1 #63 SLE EVD<br>SURVIVORS SUP | UNAIDS | 165,850            | 165,850            | 165,850            | 100.00        |
| 00102292                   | RSO1 #63 SLE EVD<br>SURVIVORS SUP | WHO    | 429,070            | 392,208            | 392,208            | 100.00        |
| 00103816                   | RSO4 #56 SLE SUPPORT<br>TO THE GO | UNDP   | 250,000            | 239,695            | 239,695            | 100.00        |
| 00106850                   | MCA13 #67 SLE SUPPORT<br>PREPARED | UNFPA  | 730,275            | 715,010            | 715,010            | 100.00        |
| 00106850                   | MCA13 #67 SLE SUPPORT<br>PREPARED | UNICEF | 308,963            | 308,963            | 308,963            | 100.00        |
| 00106850                   | MCA13 #67 SLE SUPPORT<br>PREPARED | WHO    | 1,456,773          | 1,370,623          | 1,370,623          | 100.00        |
| 00107937                   | MCA13 #17 SLE<br>STRENGTHENING LO | UNDP   | 733,299            | 702,598            | 702,598            | 100.00        |
| <b>Sierra Leone: Total</b> |                                   |        | <b>53,450,536</b>  | <b>49,280,525</b>  | <b>49,323,377</b>  | <b>100.00</b> |
| <b>Grand Total</b>         |                                   |        | <b>170,660,086</b> | <b>163,708,268</b> | <b>163,715,120</b> | <b>100.00</b> |

## Contributors



Government of  
Australia



Government of  
Belgium



Government of  
Bolivia  
(Plurinational State  
of)



Government of  
Brazil



Government of  
Canada



Government of  
Chile



Government of  
China




Government of  
Colombia



Government of  
Cyprus



Government of  
Czechia



Government of  
Denmark



Government of  
Estonia



Government of  
Finland



Government of  
Georgia



Government of  
Germany



Government of  
Guyana




Government of  
Holy See



Government of  
India



Government of  
Israel



Government of  
Japan



Government of  
Kazakhstan



Government of  
Latvia



Government of  
Luxembourg



Government of  
Malaysia



Government of  
Malta



Government of  
Mauritius



Government of  
Montenegro



Government of  
New Zealand



Government of  
Norway



Government of  
Peru



Government of  
Philippines



Government of  
Portugal



Government of  
Republic of Korea



Government of  
Romania



Government of  
Russian Federation



Government of the  
United Kingdom  
(other)



Government of  
Togo




Government of  
Turkey



Government of  
Venezuela  
(Bolivarian Republic of)



Irish Aid



Non-profit  
Organization



Private Sector



Royal Charity  
Organization



Sida



Swiss Agency for  
Development and  
Cooperation



UN Foundation/UN  
Partnership Office



Volvo Group



## UN Participating Organizations

---

