

PBF June 2024 Project Progress Report



PROJECT OVERVIEW

Thank you for taking the time to complete the PBF Progress report. For projects with more than one recipient, please consult among co-recipients prior to filling out the form to ensure collaboration on the responses. You can generate a print out of the blank form by clicking on the *print* icon on the top right corner of the page. If you have any questions or require technical assistance in filling out the form, please send an email to gabriel.velasteguimoya@un.org

Click Next below to start

» Report Submission

Type of report *

☒ Semi-annual

☐ Annual

☐ Final

☐ Other

Date of submission of report *

2024-08-06

Name and Title of Person submitting the report *

Rigan, Programme Development Officer

Name and Title of Person who approved the report *

IOM Regional Office - Nairobi

Have all fund recipients for this project contributed to the report? *

☒ Yes

☐ No

Did PBF Secretariat or RCO focal point review the report? *

If there is no PBF secretariat in country, please select "Not applicable". If there is a PBF secretariat, you should normally ensure that they have an opportunity to review.

☒ Yes

☐ No

☐ Not Applicable

» Project Information and Geographical Scope

Is this a cross-border project? *

☐ Yes

☒ No

Please select the geographical region in which the project is implemented

- | | | |
|--|---|---|
| <input type="radio"/> Asia and the Pacific | <input type="radio"/> Central & Southern Africa | <input checked="" type="radio"/> East Africa |
| <input type="radio"/> Europe and Central Asia | <input type="radio"/> Global | <input type="radio"/> Latin America and the Caribbean |
| <input type="radio"/> Middle East and North Africa | <input type="radio"/> West Africa | |

Country of project implementation

- | | | |
|--------------------------------------|--|----------------------------------|
| <input type="radio"/> Ethiopia | <input type="radio"/> Kenya | <input type="radio"/> Madagascar |
| <input type="radio"/> Somalia | <input checked="" type="radio"/> South Sudan | <input type="radio"/> Sudan |
| <input type="radio"/> Other, Specify | | |

Other, please specify

Project Title

- ☐ 00130006: Building peace through promoting inclusive and participatory transitional justice processes and mechanisms in South Sudan
- ☐ 00130571: Challenging harmful and patriarchal gender norms for better mental health and peace and security, amongst women and girls and communities in the Wunlit Triangle
- ☒ 00129661: Community Action for Peaceful Resolution of Housing, Land and Property (HLP) Disputes and Conflicts
- ☐ 00113057: Enhancing Women's Access to Land to Consolidate Peace in South Sudan
- ☐ 00120688: Gender mainstreaming in Security Sector Reform
- ☐ 00129659: Secretariat support to the PBF portfolio in South Sudan
- ☐ 00129660: Support to a people-driven and gender responsive permanent constitution making process in South Sudan
- ☐ 00118940: Youth Action for Reduced Violence and Enhanced Social Cohesion in Wau, South Sudan
- ☐ 00134340: Youth Leading Peace: Establishing participatory and inclusive local and national mechanisms for implementation of Youth Peace and Security Agenda in South Sudan
- ☐ 00140011: Women's Leadership and Political Participation During South Sudan's Transitional Period
- ☐ 00140047: Local Solutions to Build Climate Resilience and Advance Peace and Stability in Bor Pibor and Malakal
- ☐ 00140050: Resourcing change: inclusive peacebuilding from the ground up
- ☐ Other, Specify

Write the 8 digit MPTFO number and Project Title exactly as it appears in the Project Document

EXAMPLE: 00118938: Community-based prevention of violence and social cohesion using innovation for young people in displaced and host communities

Please select the geographical region(s) in which the project is implemented

If the project you are looking for does not appear in the following question, please make sure that you have selected the correct regions. A limited number of cross border projects span multiple geographic regions. For example, a cross border project between Niger and Chad spans both West Africa and Central & Southern Africa

- | | | |
|---|--|--|
| <input type="checkbox"/> Asia and the Pacific | <input type="checkbox"/> Central & Southern Africa | <input type="checkbox"/> East Africa |
| <input type="checkbox"/> Europe and Central Asia | <input type="checkbox"/> Global | <input type="checkbox"/> Latin America and the Caribbean |
| <input type="checkbox"/> Middle East and North Africa | <input type="checkbox"/> West Africa | |

Please select the title of the project for which you are submitting the report

Write the 8 digit MPTFO numbers and Project Title exactly as it appears in the Project Document

EXAMPLE: 00129699/700: Supporting Cross-Border Cooperation for Increased Community Resilience and Social Cohesion in The Gambia and Senegal

Please select the countries where this project is being implemented

Other, Please specify

Project Start Date (Date of first transfer)	*
2021-12-15	
Project End Date	*
2024-06-14	
Has this project received an extension?	*
<input type="radio"/> YES, Cost Extension <input type="radio"/> YES, No Cost Extension <input type="radio"/> YES, Both Cost and No Cost Extensions <input checked="" type="radio"/> NO, No Extensions	
Will this project be requesting an extension?	*
<input type="radio"/> YES, Cost Extension <input type="radio"/> YES, No Cost Extension <input type="radio"/> YES, Both Cost and No Cost Extensions <input checked="" type="radio"/> NO, No Extensions	
Is the current project end date within 6 months?	*
<input checked="" type="radio"/> Yes <input type="radio"/> No	
Is funding disbursed either into a national or regional trust fund?	*
<input type="radio"/> Yes <input checked="" type="radio"/> No	
If yes, please select which	*
<input type="radio"/> National Trust Fund <input type="radio"/> Regional Trust Fund	

Recipients

Is the convening agency a UN agency or a non UN entity?	*
<input checked="" type="radio"/> UN entity <input type="radio"/> Non-UN Entity	
Please select the convening agency recipient	*
<input type="radio"/> UNDP: United Nations Development Programme <input checked="" type="radio"/> IOM: International Organization for Migration <input type="radio"/> UNICEF: United Nations Children's Fund <input type="radio"/> OHCHR: Office of the United Nations High Commissioner for Human Rights <input type="radio"/> UNWOMEN: United Nations Entity for Gender Equality and the Empowerment of Women <input type="radio"/> UNHCR: United Nations High Commissioner for Refugees <input type="radio"/> UNFPA: United Nations Population Fund <input type="radio"/> FAO: Food and Agriculture Organization <input type="radio"/> WFP: World Food Programme <input type="radio"/> UNHABITAT: United Nations Human Settlements Programme <input type="radio"/> UNESCO: United Nations Educational, Scientific and Cultural Organization <input type="radio"/> UNEP: United Nations Environment Programme <input type="radio"/> ILO: International Labour Organization <input type="radio"/> WHO: World Health Organization <input type="radio"/> PAHO/WHO <input type="radio"/> UNCDF: United Nations Capital Development Fund <input type="radio"/> UNODC: United Nations Office on Drugs and Crime <input type="radio"/> UNOPS: United Nations Office for Project Services <input type="radio"/> UNIDO: United Nations Industrial Development Organization <input type="radio"/> ITC: International Trade Centre <input type="radio"/> UNDPO <input type="radio"/> Other, Specify	
Other, Please specify	*

Are there other recipients for this project? *

- ☐ No other recipients
- ☒ Yes, other UN recipients only
- ☐ Yes, other non-UN recipients only
- ☐ Yes, both UN and non-UN recipients

Please select other UN recipients *

Select all that apply

- ☐ UNDP: United Nations Development Programme ☐ IOM: International Organization for Migration ☐ UNICEF: United Nations Children's Fund
- ☐ OHCHR: Office of the United Nations High Commissioner for Human Rights
- ☐ UNWOMEN: United Nations Entity for Gender Equality and the Empowerment of Women ☐ UNHCR: United Nations High Commissioner for Refugees
- ☐ UNFPA: United Nations Population Fund ☒ FAO: Food and Agriculture Organization ☐ WFP: World Food Programme
- ☐ UNHABITAT: United Nations Human Settlements Programme ☐ UNESCO: United Nations Educational, Scientific and Cultural Organization
- ☐ UNEP: United Nations Environment Programme ☐ ILO: International Labour Organization ☐ WHO: World Health Organization
- ☐ PAHO/WHO ☐ UNCDF: United Nations Capital Development Fund ☐ UNODC: United Nations Office on Drugs and Crime
- ☐ UNOPS: United Nations Office for Project Services ☐ UNIDO: United Nations Industrial Development Organization
- ☐ ITC: International Trade Centre ☐ UN Department of Peace Operations ☐ Other, Specify

Other, Please specify *

Please select other non-UN recipients *

- ☐ ACTED ☐ Action Aid ☐ AEDE
- ☐ African Centre for the Constructive Resolution of Disputes (ACCORD) ☐ Agence de Coopération et de Recherche pour le Développement (ACORD)
- ☐ American Friends Service Committee (AFSC) ☐ Avocats Sans Frontières ☐ Avocats Sans Frontières Belgium
- ☐ Avocats sans frontières Canada ☐ CARE International UK
- ☐ Centre d'étude et de coopération internationale (CECI) - BF ☐ Christian Aid Ireland
- ☐ COIPRODEN ☐ Concern Worldwide ☐ Conexion Guatemala
- ☐ COOPI - Cooperazione Internazionale ☐ CORD Burundi ☐ CORDAID
- ☐ Corporacion Sisma Mujer ☐ CRS - Catholic Relief Services ☐ DanChurchAid
- ☐ Fund for Congolese Women ☐ Fundacion Estudios Superior (FESU) ☐ Fundación Mi Sangre (FMS)
- ☐ Fundación Nacional para el Desarrollo de Honduras (FUNADEH) ☐ Fundación para la Libertad de Prensa (FLIP)
- ☐ HELVETAS Swiss Intercooperation ☐ Humanity & Inclusion (HI) ☐ ICTJ (International Center for Transitional Justice)
- ☐ Instituto Holandes para Democracia Multipartidaria (NIMD) ☐ Integrity Watch
- ☐ International Alert ☐ International Rescue Committee ☐ Interpeace
- ☐ Kvinna till Kvinna Foundation ☐ Life and Peace Institute (LPI)
- ☐ MDG-EISA - Institut Electoral pour une Démocratie Durable en Afrique (EISA), bureau de Madagascar ☐ Mercy Corps
- ☐ MLAL - ProgettoMondo ☐ MSIS-TATAO ☐ NIMD (Netherlands Institute for Multiparty Democracy)
- ☐ Norwegian Refugee Council (NRC) ☐ ONG Adkoul - ONG Adkoul ☐ ONG AZHAR
- ☐ OXFAM ☐ Peace Direct ☐ Plan International
- ☐ PNG UN Country Fund ☐ Red de Instituciones por los Derechos de la Niñez ☐ ROI - Roza Otunbayeva Initiati
- ☐ Saferworld ☐ Sampan'Asa Momba ny Fampandrosoana (SAF/FJKM) ☐ Save the Children
- ☐ Search for Common Ground (SFCG) ☐ SismaMujer ☐ SOS Sahel Sudan
- ☐ Stichting Impunity Watch ☐ Tearfund ☐ The Carter Center, Inc.
- ☐ Trocaire ☐ War Child ☐ World Vision International
- ☐ World Vision Myanmar ☐ ZOA ☐ blank_placeholder
- ☐ Other, Please specify

Other, Please specify *

Implementing Partners

To how many implementing partners has the project transferred money to date?

2

Please list all of the project's implementing partners and the amounts (in USD) transferred to each to date	
Please select the type of organisation which best describes the type of implementing partner *	
<input type="radio"/> National youth CSO <input type="radio"/> National women's CSO <input checked="" type="radio"/> Other National CSO <input type="radio"/> Subnational youth CSO <input type="radio"/> Subnational women's CSO <input type="radio"/> Other subnational CSO <input type="radio"/> Regional CSO <input type="radio"/> Regional Organisation <input type="radio"/> International NGO <input type="radio"/> Governmental entity <input type="radio"/> Other	
Other, Please specify	
What is the name of the Implementing Partner *	
Humanitarian Aid for Development (HAD)	
What is the total amount (in USD) disbursed to the implementing partner to date during this reporting period *	
94520.00	
Briefly describe the main activities carried out by the Implementing Partner *	
<i>Please limit your response to 1500 characters</i> The overall target beneficiaries are 300 households (HH), comprising women and youth-headed households (116 male HH and 184 female HH). Youth was supported with seeds, tools, fishing kits, Fuel-Efficient Stoves (FES), food processing equipment/machinery, and trained for resilience-building activities relating to production and income generation. The target beneficiaries are required to be organized into Natural Resource Management Committees (NRMCS) in Bentiu and Rubkona Counties.	
Please list all of the project's implementing partners and the amounts (in USD) transferred to each to date	
Please select the type of organisation which best describes the type of implementing partner *	
<input type="radio"/> National youth CSO <input type="radio"/> National women's CSO <input type="radio"/> Other National CSO <input type="radio"/> Subnational youth CSO <input type="radio"/> Subnational women's CSO <input type="radio"/> Other subnational CSO <input type="radio"/> Regional CSO <input type="radio"/> Regional Organisation <input checked="" type="radio"/> International NGO <input type="radio"/> Governmental entity <input type="radio"/> Other	
Other, Please specify	
What is the name of the Implementing Partner *	
World Concern Development Organization (WCDO)	

What is the total amount (in USD) disbursed to the implementing partner to date during this reporting period

90027.00

Briefly describe the main activities carried out by the Implementing Partner

Please limit your response to 1500 characters

The overall target beneficiaries are 300 households, comprising women and youth-headed households (116 male HH and 184 female HH). Youth was supported with seeds, tools, fishing kits and FES, food processing equipment/machinery and trained for resilience-building activities relating to production and income generation. The target beneficiaries are required to be organized into NRMCs in Wau County.

Financial Reporting

» Delivery by Recipient

Please enter the total amounts in full US dollars allocated to each recipient organization

Please enter the original budget amount, amount transferred to date and estimated expenditure by recipient.

Please make sure you enter the correct amount. All values should be entered in US Dollars

For cross-border projects, group the amounts by agency, even if different country offices are involved. You will have the opportunity to share a more detailed budget in the next section.

Recipients	Total Project Budget (in full US \$) <i>Please enter the total budget as is in the project document in US Dollars</i>	Transfers to date (in full US \$) <i>Please enter the total amount transferred to each recipient to date in US Dollars</i>	Expenditure to date (in full US \$) <i>Please enter the approximate amount spent to date in US dollars</i>	Implementation rate as a percentage of total budget <i>(calculated automatically)</i>
IOM: International Organization for Migration	2480000	2480000	2266396	91.39%
	*	*	*	%
FAO: Food and Agriculture Organization	1220000	1220000	1079936	88.52%
	*	*	*	%
	*	*	*	%
	*	*	*	%
	*	*	*	%
	*	*	*	%
	*	*	*	%
	*	*	*	%
	*	*	*	%
	*	*	*	%
	*	*	*	%
	*	*	*	%
	*	*	*	%
	*	*	*	%
	*	*	*	%

	*	*	*	%
	*	*	*	%
TOTAL	3700000	3700000	3346332	90.44%

The approximate implementation rate as percentage of total project budget based on the values entered in the above matrix is **90.44%**. Can you confirm that this is correct?

☒ Correct ☐ Incorrect

If it is incorrect, please enter the approximate implementation rate as a %

» Gender-responsive Budgeting

Indicate what **percentage (%)** of the budget contributes to gender equality or women's empowerment (GEWE) as per the project document?

47.45

The dollar amount of the budget contributing to Gender Equality and Women's Empowerment (GEWE) based on percentage entered above and total project budget is **US \$ 1755650**. Can you confirm that this is correct?

☒ Correct ☐ Incorrect

If it is incorrect, please enter the *budget amount* allocated to GEWE in US Dollars

1755668.37

Amount expended to date on efforts contributing to gender equality or women's empowerment is **US \$ 1587834.53**. Is this correct?


☒ Correct ☐ Incorrect

If it is incorrect, please enter the *expenditure to date* on GEWE in US dollars

ATTACH PROJECT EXCEL BUDGET SHOWING CURRENT APPROXIMATE EXPENDITURE.

The templates for the budget are available [here](#)

Peacebuilding and HLP-Financial Report-021 PBF- 31 May 2024_AnnexD_Revised-16_50_17.xlsx



Project Markers

Please select the Gender Marker Associated with this project

☐ Score 1 for projects that contribute in some way to gender equality, but not significantly (less than 30% of the total budget for GEWE)

☒ Score 2 for projects that have gender equality as a significant objective and allocate between 30 and 79% of the total project budget to GEWE

☐ Score 3 for projects that have gender equality as a principal objective and allocate at least 80% of the total project budget to Gender Equality and Women's Empowerment (GEWE)

Please select the Risk Marker Associated with this project

☐ Risk marker 0 = low risk to achieving outcomes

☒ Risk marker 1 = medium risk to achieving outcomes

☐ Risk marker 2 = high risk to achieving outcomes

Please select the PBF Focus Area associated with this project *

- ☐ (1.1) Security Sector Reform
- ☐ (1.2) Rule of Law
- ☐ (1.3) Demobilisation, Disarmament and Reintegration
- ☒ (1.4) Political Dialogue
- ☐ (2.1) National reconciliation
- ☐ (2.2) Democratic Governance
- ☐ (2.3) Conflict prevention/management
- ☐ (3.1) Employment
- ☐ (3.2) Equitable access to social services
- ☐ (4.1) Strengthening of essential national state capacity
- ☐ (4.2) Extension of state authority/Local Administration
- ☐ (4.3) Governance of peacebuilding resources (including PBF Secretariats)

Is the project part of one or more PBF priority windows? *

Select all that apply

- ☐ Gender promotion initiative
- ☐ Youth promotion initiative
- ☐ Transition from UN or regional peacekeeping or special political missions
- ☐ Cross-border or regional project
- ☒ None

Steering Committee and Government engagement

Does the project have an active steering committee/ project board? *

- ☐ Yes
- ☒ No

If yes, please indicate how many times the Project Steering Committee has met over the last 6 months?

Please limit your response to 3000 characters

8/6/24, 6:05 PM

PBF June 2024 Project Progress Report

Please provide a brief description of any engagement that the project has had with the government over the last 6 months. Please indicate what level of government the project has been engaging with.

Please limit your response to 3000 characters

There is no steering committee, however, there is a technical working group between the implementing partners. The technical working group has met four times over the past six months, with constant follow-up and coordination on action points, including needed coordination and collaboration on the review of the land policy in its endorsement phases from the government and parliament, in addition to understanding the operational and programming priorities for each agency, ongoing activities, planned activities and areas of collaboration and challenges that were faced and recommendations on how to overcome.

The national and state governments including the National Ministry of Housing, land and Urban Development (MLHUD), the National Peacebuilding Ministry, the State Ministry of Housing, land and Public Utilities and the Peacebuilding Ministry in Wau, Juba, and Rubkona in addition to the judiciary and traditional authorities, state and county customary courts in the 3 targeted areas, and relevant departments that work with the national and state government including the judiciary office in Juba and the land registry offices and newly established land reform unit have been consulted and involved in each activity that has taken place, in addition to training sessions, and meetings to update them on the status of the project and the way forward.

PART I: OVERALL PROJECT PROGRESS

NOTES FOR COMPLETING THE REPORT:

- Avoid acronyms and UN jargon, use general /common language.
- Report on what has been achieved in the reporting period, not what the project aims to do.
- Be as concrete as possible. Avoid theoretical, vague or conceptual discourse.
- Ensure the analysis and project progress assessment is gender and age sensitive.

Please rate the implementation status of the following preliminary/preparatory activities

Contracting of partners	<div><div><input type="radio"/> Not Started</div><div><input checked="" type="radio"/> Completed</div></div> <div><div><input type="radio"/> Initiated</div><div><input type="radio"/> Not Applicable</div></div> <div><div><input type="radio"/> Partially Completed</div></div>
Staff Recruitment	<div><div><input type="radio"/> Not Started</div><div><input checked="" type="radio"/> Completed</div></div> <div><div><input type="radio"/> Initiated</div><div><input type="radio"/> Not Applicable</div></div> <div><div><input type="radio"/> Partially Completed</div></div>
Collection of baselines	<div><div><input type="radio"/> Not Started</div><div><input checked="" type="radio"/> Completed</div></div> <div><div><input type="radio"/> Initiated</div><div><input type="radio"/> Not Applicable</div></div> <div><div><input type="radio"/> Partially Completed</div></div>
Identification of beneficiaries	<div><div><input type="radio"/> Not Started</div><div><input checked="" type="radio"/> Completed</div></div> <div><div><input type="radio"/> Initiated</div><div><input type="radio"/> Not Applicable</div></div> <div><div><input type="radio"/> Partially Completed</div></div>

Provide any additional descriptive information relating to the status of the project, including whether preliminary/preparatory activities have been completed (i.e. contracting of partners, staff recruitment, etc.)

Please limit your response to 3000 characters

The project completed its main activities aimed at enhancing governance and resilience in housing, land, and property (HLP) management. It focused on building consensus among institutions for resolving HLP disputes to reduce conflict and violence arising from competition over limited resources. Key achievements include developing South Sudan's first alternative dispute resolution toolkit and conducting extensive training for national and state governments and traditional authorities. The project also established a new case management and referral system for the Ministry of Housing, Land, Property, and Urban Development at the national level, and for the Ministry of Housing, Land, and Public Utilities in Wau, Juba, and Rubkona counties to enhance dispute resolution capacities.

Currently, the project is in the process of completing external evaluations and compiling land documentation for beneficiaries in Juba and Wau counties, collaborating closely with traditional authorities and local government officials.

Describe overall progress under each Outcome made during the reporting period (for June reports: January-June; for November reports: January-November; for final reports: full project duration). Do not list individual activities. If the project is starting to make/has made a difference at the outcome level, provide specific evidence for the progress (quantitative and qualitative) and explain how it impacts the broader political and peacebuilding context.

Is the project on track for the timely completion of outputs as indicated in the workplan?

- ☒ Yes
- ☐ No

If no, please provide an explanation

Please limit your response to 6000 characters

Project progress summary

Please limit your response to 6000 characters

In February 2024, the project provided comprehensive training to media stakeholders, including journalists and radio anchors in Juba and Wau. The training sessions, led by IOM's HLP experts, aimed to enhance their understanding of housing, land, and property (HLP) rights, alternative dispute resolution mechanisms, and effective reporting on HLP issues. A total of 46 media professionals participated: 25 in Wau (9 females, 16 males) and 21 in Juba (6 females, 15 males). Additionally, six training sessions were conducted for government officials and traditional authorities, with an average attendance of 25 participants per session.

IOM's awareness campaigns targeted host, displaced, and returning communities, focusing on HLP knowledge, gender-based violence prevention, and dispute resolution mechanisms. The sessions reached 645 individuals in Juba (513 females, 153 males), 2,470 in Wau (1,624 females, 846 males), and 650 in Rubkona (376 females, 274 males). The key messages included understanding HLP rights, regulatory frameworks, land types in South Sudan, land acquisition processes, common HLP issues, and dispute resolution methods.

To ensure secure tenure and due diligence, IOM updated its unified due diligence tools in collaboration with the National HLP Area of Responsibility. This process includes verifying land status, legal ownership, and previous disputes, and consulting with communities to prevent future conflicts. Additionally, IOM developed new mechanisms, including alternative dispute resolution systems, case management tools, and referral pathways, to assist national and state governments and traditional authorities in managing HLP cases.

To support governance, IOM provided essential materials, such as desks and stationery, to national and state governments and traditional authorities. Notably, IOM renovated and equipped the newly established Land Reforms Unit in the Ministry of Housing, Land, and Urban Development. This unit will implement the National Land Policy and continue capacity-building efforts. Support was also extended to the Ministry of Housing, Land, and Public Utilities in Central Equatoria State and Rubkona County, including the renovation of office spaces and the provision of necessary items.

A conflict assessment report was disseminated on March 6, 2024, highlighting findings and recommendations to promote conflict sensitivity and peacebuilding through livelihood activities. FAO organized a cross-partner learning workshop on March 7-8, 2024, with 59 participants to review and plan the implementation of FAO's PBF portfolio. The workshop included key staff from various ministries and implementing partners, including representatives from Wau and Bentiu.

In Rubkona, five Natural Resources Management Committees (NRMCs) were established with a total of 300 members, and conflict mapping was updated through GIS training from April 23 to May 2, 2024. The mapping will aid in preventing future conflicts and support early warning mechanisms during flood periods.

The market appraisal assessment was completed on November 23, 2023, in Rubkona Market and Bentiu POC, Sector 2, providing insights for developing sustainable business models. Five business plans targeting NRMCM members were developed, and a dialogue on HLP issues was held on March 13, 2024, with 56 participants.

In Wau County, three awareness sessions and four trainings on natural resource management and HLP were conducted, along with a livelihoods consultation and the distribution of livelihood kits. Sustainable business action plans and VSLA materials were provided, and six demo farms were established.

Based on the lessons learned, FAO plans to distribute agriculture and fisheries inputs during the main season to sustain the peace gains after the project ends on June 10, 2024.

Indicate any additional analysis on how Gender Equality and Women's Empowerment and/or Youth Inclusion and Responsiveness has been ensured by the project to date

Please limit your response to 3000 characters

One of the key topics of SDG5 is gender equality and women's empowerment, especially women's land rights in South Sudan. SDG5.a.2 focuses on how women's land rights are essential for their socio-economic empowerment. However, in South Sudan, there are structural barriers and discriminatory social norms that prevent women from having secure tenure, making independent decisions about land use, or joining organizations in their communities and beyond. The Government of South Sudan has shown its commitment to gender equality and the empowerment of women and girls by reporting on SDG 5.a.2. The assessment provided important information and evidence that can help implement the National Land Policy to strengthen women's land rights and increase their participation in land governance.

As a result, women and girls remain disproportionately affected by poverty, inequality, exclusion, the effects of conflicts, and shocks such as climate change and environmental degradation. Due to structural barriers and discriminatory social norms, they are often unable to make independent decisions on how to use land or participate in organizations within their communities and beyond. The assessment came at a very opportune moment, with the draft National Land Policy under consideration by Parliament. The results of the assessment will provide key information and evidence that can inform the implementation of the National Land Policy towards strengthening women's land rights and promoting their meaningful participation in land governance.

Furthermore, the project prioritized female participation in awareness-raising sessions and mobilization and emphasized women's land rights in every workshop training session, consultation meeting, and assessment. The project also prioritized women's need for legal assistance.

Is the project 1+ year in implementation?

- ☒ Yes
☐ No

FOR PROJECTS 1+ YEAR IN IMPLEMENTATION ONLY:

Is the project demonstrating outcome-level peacebuilding results?

Outcome-level peacebuilding results entail results achieved at the societal or structural level, including changed attitudes, behaviours or institutions.

- ☒ Yes
☐ No

If yes, please provide concrete examples of such peacebuilding results

Please limit your response to 6000 characters

The project helps with housing, land, and property (HLP) issues in Wau and Juba. In Juba, 273 HLP cases were found (117 females and 156 males), and the project works with the authorities to get their HLP documents (lease and land agreement). In Wau, 273 people reported needing land documents to prevent conflicts (156 male, 117 female). The project supported 96 of them and is working on the rest with the authorities. 152 cases were referred for counselling to settle their land disputes peacefully (87 males and 65 females), reducing the risk of violence between communities. The project also supports the national and state authorities, traditional leaders, and media stakeholders in Juba and Wau on HLP topics such as alternative dispute resolution, case management, and role division.

If yes, please provide sources or references (including links) as evidence of peacebuilding results, or submit them as additional attachments.

Evidence may be quantitative or qualitative but needs to demonstrate progress against outcome indicators in the project results framework. Sources may include project surveys (such as perception surveys), monitoring reports, government documents, or other knowledge products that have been developed by the project.

Yes, they submitted in attachments.

File attachment

Annexes-17_28_37.pdf



PART II: PROJECT RESULTS FRAMEWORK

How many OUTCOMES does this project have

*

1 2 3 4 5 more than 5.

Please write out the project outcomes as they are in the project results framework found in the project document

Outcome 1:

*

Strengthened land governance mechanisms.

Outcome 2:

*

Consensus on institutional approach to housing, land and property dispute resolution built.

Outcome 3:

*

Reduced risk of conflict and violence due to HLP disputes because of competition over scarce resources.

Outcome 4:

*

Outcome 5:

*

Outcome 6:

*

Outcome 7:

*

Outcome 8:

*

Additional Outcomes

*

If the project has more than 8 outcomes, please enumerate the remaining outcomes here

INDICATOR BASED PERFORMANCE ASSESSMENT

Using the Project Results Framework as per the approved project document or any amendments, provide an update on the achievement of key **outcome** and **output** indicators in the table below.

- If the outcome has more than 3 indicators, select the 3 most relevant ones with most relevant progress to highlight.
- If the outcome has more than 5 outputs, please select 5 of the most relevant outputs per outcome, and provide an update on the progress made against 3 most relevant output indicators.
- Where it has not been possible to collect data on indicators, state this and provide any explanation. Provide gender and age disaggregated data. (500 characters max per entry)

» Outcome 1: Strengthened land governance mechanisms.

Outcome 1	Performance Indicators	Indicator Baseline	End of Project Indicator Target	Current Indicator progress	Reasons for Variance/ Delay (if any)
1.1	Number of land governance mechanisms reporting improved HLP dispute resolution capacity.	0	At least 9 by the end of 2023	Completed (9) (2 due diligence and land assessment mechanisms were developed, 1 alternative dispute resolution toolkit, 3 case management mechanisms, 1 for each county, and 3 referral pathways, 1 for each county. Through the development of these mechanisms and the capacity building that was conducted on these mechanisms, through the feedback in the development and training phases, government officials have reported their contribution to enhancing HLP dispute resolution capacity.	NA

1.2	Increase in the proportion of women, and youth components of the personnel of land governance mechanisms reporting improved HLP dispute resolution capacity.	0	At least 30% of women, 40% of youth (20% young women, 20% young men)	66% of women, 50% of youth (30% young women and 20% young men)	Given the significant underrepresentation of females in HLP (Housing, Land, and Property) matters in South Sudan, IOM has prioritized consulting with both females and males, with a special focus on women's perspectives. This approach is crucial because HLP mechanisms disproportionately impact women's rights to access and protect their property due to cultural norms and their limited involvement in government and traditional authority roles. Also, the per cent in the indicator refers to the Consultation and awareness session.
-----	--	---	--	--	--

1.3	Percent reduction in the reported occurrence of land-related conflict or dispute by the end of 2022	0	At least 20% by the end of 2022	35%	This overachievement demonstrates the dedication to fostering a peaceful and equitable environment for all stakeholders involved in land-related matters.
-----	---	---	---------------------------------	-----	---

How many outputs does outcome 1 have?

1

2

3

4

5

more than 5.

Please list up to 5 of most relevant outputs for outcome 1

Output 1.1
Capacity of community structures for functional alternative dispute resolution mechanisms built.
Output 1.2
Customary Authorities trained on management of housing, land, and property rights according to customary law.
Output 1.3
Capacities and skills of County or sub-county Land Authorities in target areas are strengthened.
Output 1.4
Support inclusive community awareness and inter-communal dialogues on housing, land, and property rights
Output 1.5
Material, operational, and technical support to existing land dispute resolution mechanisms provided
Other Outputs
<i>If Outcome 1 has more than 5 outputs, please enumerate the remaining outputs here</i>

For each output, and using the, project results framework, provide an update on the progress made against 3 most relevant output indicators

» Output 1.1

Output 1.1: Capacity of community structures for functional alternative dispute resolution mechanisms built.	Performance Indicators <i>Describe the indicator</i>	Indicator Baseline <i>State the baseline value of the indicator</i>	End of Project Indicator Target <i>State the target value of the indicator at the end of the project</i>	Indicator progress for reporting period <i>State the current value of the indicator for the reporting period</i>	Indicator progress to date <i>State the current cumulative value of the indicator since the start of the project</i>	Reasons for Variance/ Delay (if any) <i>Explain why the indicator is off track or has changed, where relevant</i>
---	--	---	---	--	---	--

1.1.1	Completed delivery of training curriculum, responsive to gender-power dynamics and inequality related to vulnerability status, aimed at bridging gaps in the capacity of community structures for ADR. The proportion of community structures trained and that report increased skills for ADR.	0	A finalized and adapted training curriculum by the end of the second	2	100% 2 comprehensive training modules were developed. 12 training sessions in total 4 were delivered in each location, 2 targeting government officials and 2 targeting traditional authorities in each county. In Juba County: 43 chiefs all males & 46 government officials (15 females and 31 males) In Wau County: 48 government officials (12 females and 36 males) In Rubkona county: 55 government officials all males, as there is a serious lack of females in government positions in Rubkona and 30 chiefs all males.	NA
1.1.2	Number of HLP-related ADRs successfully conducted by community structures	0	The proportion of community structures trained, and that report	2,925 males and females from community members	80%	NA

1.1.3	Increase in the proportion of women and youth involved in community structures conducting ADR (in accordance with applicable national laws, humanitarian/human rights laws, and international best practices following guidelines/SOPs). Several Community Justice Centres and safe dispute resolution spaces (Town Bench Courts, A, B, and C courts) resolving HLP contestations.	0	At least 30% women, 40% youth (20% young women)	66% women 55% youth 35% young women	(Out of 3786 who were involved in community)	NA
-------	--	---	---	-------------------------------------	--	----

» Output 1.2

1.2.1	Percent Traditional Authority institutions managing land rights according to customary laws that uphold gender equality and human rights of marginalized groups according to national HLP laws, and international norms/standards.	0	At least 50% by the end of the year 2023	55%	55%	NA
1.2.2	Increase in proportion of women, and youth judges, land administration / management officials, and customary authority personnel applying harmonized land rights management practices in target areas within mechanisms governing relationships between them.	To be determined by baseline survey	At least an increase of 20% women, 40% youth (20% young women, 20% young men)	37.5% women 20% youth	37.5% women 20% youth	NA
1.2.3						

» Output 1.3

1.3.1	Number of county or sub-county land authorities in target areas that report improved capacity for land administration due to the training.	0	At least 75% county or sub-county land authorities in target areas report improved capacity for land administration due to the training, by the end of the year 2023	75%	75%	NA
-------	--	---	--	-----	-----	----

1.3.2	Proportion of target County Land Authorities, Boma / Payam Council Land Committees, and or community Justice Centers resolving HLP disputes (ASRs) in accordance with national laws, international norms, and best practices with improved skills in case management and referral protocols. Proportion of women; and youth personnel of County Land Authority, Payam and Boma Council Land Committee, and community Justice Centers resolving HLP disputes according to national laws and international norms.	0	at least 80% by the end of the year 2023.	80%	80%	NA
1.3.3						

» Output 1.4

Output 1.4: Support inclusive community awareness and inter- communal dialogues on housing, land, and property rights	Performance Indicators <i>Describe the indicator</i>	Indicator Baseline <i>State the baseline value of the indicator</i>	End of Project Indicator Target <i>State the target value of the indicator at the end of the project</i>	Indicator progress for reporting period <i>State the current value of the indicator for the reporting period</i>	Indicator progress to date <i>State the current cumulative value of the indicator since the start of the project</i>	Reasons for Variance/ Delay (if any) <i>Explain why the indicator is off track or has changed, where relevant</i>
1.4.1	Number of female, and youth community members using HLP rights knowledge to defend those entitlements.	0	At least 15 by the end of 2022.	2,925 males and female from community	2,925 males and females from community	NA
1.4.2	Increased proportion of female; and youth journalists displaying an improved capacity for covering HLP and land-related disputes and conflicts.	0	At least 90% (30% women; 60% youth (30% young women and 30% young men)	25 in Wau, 16 Males and 9 females. 21 in Juba, 17 Males and 4 females.	25 in Wau, 16 Males and 9 females. 21 in Juba, 17 Males and 4 females.	NA
1.4.3	Proportion of female, and child-headed households (in targeted counties), holding tenancy documents issued by appropriate authorities.	0	At least 80% by the end of the year 2023	25%	25% Of females were supported with land documentation	The percentage is lower than the target due to the serious lack of financial and technical capacity of the persons in charge to support document issuance

» Output 1.5

Output 1.5: Material, operational, and technical support to existing land dispute resolution mechanisms provided	Performance Indicators <i>Describe the indicator</i>	Indicator Baseline <i>State the baseline value of the indicator</i>	End of Project Indicator Target <i>State the target value of the indicator at the end of the project</i>	Indicator progress for reporting period <i>State the current value of the indicator for the reporting period</i>	Indicator progress to date <i>State the current cumulative value of the indicator since the start of the project</i>	Reasons for Variance/ Delay (if any) <i>Explain why the indicator is off track or has changed, where relevant</i>
1.5.1	Proportion of the existing land dispute resolution mechanisms including customary and local courts that skillfully use supplied material/equipment in resolving HLP contentions	0	At least 80% by the end of the year 2022	30% in Juba County, 80% in Rubkona County, and 30% in <i>West County</i>	30% in Juba County, 80% of Rubkona County, and <i>200% in West County</i>	
1.5.2	Develop terms and conditions of use and maintenance to ensure that the materials provided are well kept, secured, and used	0	At least 30% women; 40% youth (20% young women and 20% young men) by the end of 2022	100%	100%	The terms of conditionals to use and maintain materials was conducted and all the donated materials were well kept, secured and used.
1.5.3						

» Outcome 2: Consensus on institutional approach to housing, land and property dispute resolution built.

Outcome 2	Performance Indicators	Indicator Baseline	End of Project Indicator Target	Current Indicator progress	Reasons for Variance/ Delay (if any)
2.1	Proportion of women; and youth (young women and young men) who perceive that consensus on institutional approach to HLP dispute resolution has been attained.	0	At least 40% women, 40% youth (20% young women, 20% young men) by the end of 2022	70%	NA
2.2					
2.3					

How many outputs does outcome 2 have?

12345more than 5.

Please list up to 5 of most relevant outputs for outcome 2

Output 2.1
Mapping of areas of contestation and contributing factors.

Output 2.2
Area-specific diagnosis of HLP disputes and development of tools for their resolution

Output 2.3
Returnee and host inter-communal engagements and dialogues supported.

Output 2.4

Output 2.5

Other Outputs
If Outcome 2 has more than 5 outputs, please enumerate the remaining outputs here

For each output, and using the, project results framework, provide an update on the progress made against 3 most relevant output indicators

» Output 2.1

Output 2.1: Mapping of areas of contestation and contributing factors.	Performance Indicators <i>Describe the indicator</i>	Indicator Baseline <i>State the baseline value of the indicator</i>	End of Project Indicator Target <i>State the target value of the indicator at the end of the project</i>	Indicator progress for reporting period <i>State the current value of the indicator for the reporting period</i>	Indicator progress to date <i>State the current cumulative value of the indicator since the start of the project</i>	Reasons for Variance/ Delay (if any) <i>Explain why the indicator is off track or has changed, where relevant</i>
2.1.1	Proportion of land dispute resolution efforts/interventions informed by the mapping of hotspots of the target areas	0	100%	100%	100%	NA
2.1.2	Percentage of women; and of youth (young women and young men) targeted and engaged in mapping areas of contestation and contributing factors in Juba, Rubkona and Wau Counties.	0	Percentage At least 30% women, 40% youth (20% young women and 20% youth)	30% women, 40% youth and 30% men	30% women, 40% youth and 30% men	NA
2.1.3						

» Output 2.2

Output 2.2: Area-specific diagnosis of HLP disputes and development of tools for their resolution	Performance Indicators <i>Describe the indicator</i>	Indicator Baseline <i>State the baseline value of the indicator</i>	End of Project Indicator Target <i>State the target value of the indicator at the end of the project</i>	Indicator progress for reporting period <i>State the current value of the indicator for the reporting period</i>	Indicator progress to date <i>State the current cumulative value of the indicator since the start of the project</i>	Reasons for Variance/ Delay (if any) <i>Explain why the indicator is off track or has changed, where relevant</i>
2.2.1	Percent of diagnosed area specific HLP disputes resolved as per the corresponding tools developed for negotiated options and referral processes.	0	80% by the end of the year 2022	60%	Due to the lack of harmonized approaches within the government institutions and the traditional settings, and the serious lack of communication and coordination between the government itself and between the government and traditional authorities.	
2.2.2						
2.2.3						

» Output 2.3

Output 2.3: Returnee and host inter- communal engagements and dialogues supported.	Performance Indicators <i>Describe the indicator</i>	Indicator Baseline <i>State the baseline value of the indicator</i>	End of Project Indicator Target <i>State the target value of the indicator at the end of the project</i>	Indicator progress for reporting period <i>State the current value of the indicator for the reporting period</i>	Indicator progress to date <i>State the current cumulative value of the indicator since the start of the project</i>	Reasons for Variance/ Delay (if any) <i>Explain why the indicator is off track or has changed, where relevant</i>
2.3.1	Increase in the proportion of women, and youth returnee and host communities (in HLP hotspot locations) using intercommunal engagement and dialogues for peaceful, fair, inclusive, sustainable processes, and approaches to address HLP issues.	0	At least 30%, women; 40% youth (20% young women; 20% young men)	72.2% Women 58% Youth 43.5% Young	72.2% Women 58% Youth 43.5% Young	NA
2.3.2	The number of returnee-host community; and grassroots groups engaged in inter-communal dialogues and social cohesion promotion activities	0	At least 50% increase in the numbers by 2023	559	559	NA

2.3.3	The proportion of women; and of youth comprising persons involved in the returnee-host community; and grassroots groups engaged in inter-communal dialogues and social cohesion promotion activities.	0	At least 30%, women; 40% youth (20% young women; 20% young men)	<div><div></div><div></div><div></div></div>	72.2% Women 58% Youth 43.5% Young	<div><div></div><div></div><div></div></div>	72.2% Women 58% Youth 43.5% Young	<div><div></div><div></div><div></div></div>	NA
-------	---	---	---	--	---	--	---	--	----

» Output 2.4

Output 2.4:	Performance Indicators <i>Describe the indicator</i>	Indicator Baseline <i>State the baseline value of the indicator</i>	End of Project Indicator Target <i>State the target value of the indicator at the end of the project</i>	Indicator progress for reporting period <i>State the current value of the indicator for the reporting period</i>	Indicator progress to date <i>State the current cumulative value of the indicator since the start of the project</i>	Reasons for Variance/ Delay (if any) <i>Explain why the indicator is off track or has changed, where relevant</i>
2.4.1						
2.4.2						
2.4.3						

» Output 2.5

Output 2.5:	Performance Indicators <i>Describe the indicator</i>	Indicator Baseline <i>State the baseline value of the indicator</i>	End of Project Indicator Target <i>State the target value of the indicator at the end of the project</i>	Indicator progress for reporting period <i>State the current value of the indicator for the reporting period</i>	Indicator progress to date <i>State the current cumulative value of the indicator since the start of the project</i>	Reasons for Variance/ Delay (if any) <i>Explain why the indicator is off track or has changed, where relevant</i>
2.5.1						
2.5.2						
2.5.3						

» Outcome 3: Reduced risk of conflict and violence due to HLP disputes because of competition over scarce resources.

Outcome 3	Performance Indicators	Indicator Baseline	End of Project Indicator Target	Current Indicator progress	Reasons for Variance/ Delay (if any)
3.1	Percentage reduction in the areas where risk of conflict and violence due to HLP disputes because of competition over scarce resources.	28%	At least 75% reduction in risk of violence and conflict in target areas by the end of the year <div><div></div><div></div><div></div><div></div><div></div></div>	50%	NA
3.2	Proportion of women, and youth comprising persons who perceive reduced risk of conflict and violence due to HLP disputes based on competition over scarce resources.	0	At least 30% women, 40% youth (20% young women; 20% young men	70.2% women 51.8% youth 39.4% young women <div><div></div><div></div><div></div><div></div><div></div></div>	NA
3.3	Proportion of other vulnerable persons who report reduced risk of conflict and violence due to HLP disputes because of competition over scarce resources.	0	At least 50% (25% female, 25% male) by the end of the year 2023	20.5% Female 9.3% Male	NA

How many outputs does outcome 3 have?

1 2 3 4 5 more than 5.

Please list up to 5 of most relevant outputs for outcome 3

Output 3.1

Community-driven prioritization of recovery, resilience and self-sustenance interventions for peace and stabilization, based on sustainable business models developed.

Output 3.2

Community prioritized assets, infrastructure, and services provided.

Output 3.3

Output 3.4













Output 3.5

Other Outputs

If Outcome 3 has more than 5 outputs, please enumerate the remaining outputs here

For each output, and using the, project results framework, provide an update on the progress made against 3 most relevant output indicators

» Output 3.1

Output 3.1: Community-driven prioritization of recovery, resilience and self-sustenance interventions for peace and stabilization, based on sustainable business models developed.	Performance Indicators <i>Describe the indicator</i>	Indicator Baseline <i>State the baseline value of the indicator</i>	End of Project Indicator Target <i>State the target value of the indicator at the end of the project</i>	Indicator progress for reporting period <i>State the current value of the indicator for the reporting period</i>	Indicator progress to date <i>State the current cumulative value of the indicator since the start of the project</i>	Reasons for Variance/ Delay (if any) <i>Explain why the indicator is off track or has changed, where relevant</i>
3.1.1	Proportion of community prioritized recovery, resilience and self-sustenance interventions using sustainable business models.	0	At least 80% by the end of the year 2023	61% (184 female) and 78% (235) were consulted at project    <input type="checkbox"/>	61% (184 female) and 78% (235) were consulted at project    <input type="checkbox"/>	NA
3.1.2	Percentage of women, and youth comprising persons consulted on key issues to be addressed through increasing access to scarce resources.	0	At least 30% women; 40% youth (20% young women and 20% young men)    <input type="checkbox"/>	40% of women and 28% youth	40% of women and 28% youth	NA
3.1.3	Analyze and prioritize support for rehabilitation or construction of communal and private HLP assets, and infrastructure.	0	At least 50% (25% female, 25% male) by the end of the year 2023    <input type="checkbox"/>	50%	50%	NA

» Output 3.2

Output 3.2: Community prioritized assets, infrastructure, and services provided.	Performance Indicators <i>Describe the indicator</i>	Indicator Baseline <i>State the baseline value of the indicator</i>	End of Project Indicator Target <i>State the target value of the indicator at the end of the project</i>	Indicator progress for reporting period <i>State the current value of the indicator for the reporting period</i>	Indicator progress to date <i>State the current cumulative value of the indicator since the start of the project</i>	Reasons for Variance/ Delay (if any) <i>Explain why the indicator is off track or has changed, where relevant</i>
3.2.1	Facilitate development of sustainable business models for maintenance and operation	0	30% women; 50% youth (25 % young women and 25% young men), by the end of the year 2022	100%	100%	NA
3.2.2	Extension support for enhanced agriculture production and natural resources management	0	At least 30% women; 50% youth (25 % young women and 25% young men)	100%	100%	NA
3.2.3						

» Output 3.3

Output 3.3:	Performance Indicators <i>Describe the indicator</i>	Indicator Baseline <i>State the baseline value of the indicator</i>	End of Project Indicator Target <i>State the target value of the indicator at the end of the project</i>	Indicator progress for reporting period <i>State the current value of the indicator for the reporting period</i>	Indicator progress to date <i>State the current cumulative value of the indicator since the start of the project</i>	Reasons for Variance/ Delay (if any) <i>Explain why the indicator is off track or has changed, where relevant</i>
3.3.1						
3.3.2						
3.3.3						

» Output 3.4

Output 3.4:	Performance Indicators <i>Describe the indicator</i>	Indicator Baseline <i>State the baseline value of the indicator</i>	End of Project Indicator Target <i>State the target value of the indicator at the end of the project</i>	Indicator progress for reporting period <i>State the current value of the indicator for the reporting period</i>	Indicator progress to date <i>State the current cumulative value of the indicator since the start of the project</i>	Reasons for Variance/ Delay (if any) <i>Explain why the indicator is off track or has changed, where relevant</i>
3.4.1						
3.4.2						
3.4.3						

» Output 3.5

Output 3.5:	Performance Indicators <i>Describe the indicator</i>	Indicator Baseline <i>State the baseline value of the indicator</i>	End of Project Indicator Target <i>State the target value of the indicator at the end of the project</i>	Indicator progress for reporting period <i>State the current value of the indicator for the reporting period</i>	Indicator progress to date <i>State the current cumulative value of the indicator since the start of the project</i>	Reasons for Variance/ Delay (if any) <i>Explain why the indicator is off track or has changed, where relevant</i>
3.5.1						
3.5.2						
3.5.3						

» Outcome 4:

Outcome 4	Performance Indicators	Indicator Baseline	End of Project Indicator Target	Current Indicator progress	Reasons for Variance/ Delay (if any)
4.1					
4.2					
4.3					

How many outputs does outcome 4 have?

12345more than 5.

Please list up to 5 of most relevant outputs for outcome 4

Output 4.1

Output 4.2

Output 4.3

Output 4.4

Output 4.5

Other Outputs

If Outcome 4 has more than 5 outputs, please enumerate the remaining outputs here

For each output, and using the, project results framework, provide an update on the progress made against 3 most relevant output indicators

» Output 4.1

Output 4.1:	Performance Indicators <i>Describe the indicator</i>	Indicator Baseline <i>State the baseline value of the indicator</i>	End of Project Indicator Target <i>State the target value of the indicator at the end of the project</i>	Indicator progress for reporting period <i>State the current value of the indicator for the reporting period</i>	Indicator progress to date <i>State the current cumulative value of the indicator since the start of the project</i>	Reasons for Variance/ Delay (if any) <i>Explain why the indicator is off track or has changed, where relevant</i>
4.1.1						
4.1.2						
4.1.3						

» Output 4.2

Output 4.2:	Performance Indicators <i>Describe the indicator</i>	Indicator Baseline <i>State the baseline value of the indicator</i>	End of Project Indicator Target <i>State the target value of the indicator at the end of the project</i>	Indicator progress for reporting period <i>State the current value of the indicator for the reporting period</i>	Indicator progress to date <i>State the current cumulative value of the indicator since the start of the project</i>	Reasons for Variance/ Delay (if any) <i>Explain why the indicator is off track or has changed, where relevant</i>
4.2.1						
4.2.2						
4.2.3						

» Output 4.3

Output 4.3:	Performance Indicators <i>Describe the indicator</i>	Indicator Baseline <i>State the baseline value of the indicator</i>	End of Project Indicator Target <i>State the target value of the indicator at the end of the project</i>	Indicator progress for reporting period <i>State the current value of the indicator for the reporting period</i>	Indicator progress to date <i>State the current cumulative value of the indicator since the start of the project</i>	Reasons for Variance/ Delay (if any) <i>Explain why the indicator is off track or has changed, where relevant</i>
4.3.1						
4.3.2						
4.3.3						

» Output 4.4

Output 4.4:	Performance Indicators <i>Describe the indicator</i>	Indicator Baseline <i>State the baseline value of the indicator</i>	End of Project Indicator Target <i>State the target value of the indicator at the end of the project</i>	Indicator progress for reporting period <i>State the current value of the indicator for the reporting period</i>	Indicator progress to date <i>State the current cumulative value of the indicator since the start of the project</i>	Reasons for Variance/ Delay (if any) <i>Explain why the indicator is off track or has changed, where relevant</i>
4.4.1						
4.4.2						
4.4.3						

» Output 4.5

Output 4.5:	Performance Indicators <i>Describe the indicator</i>	Indicator Baseline <i>State the baseline value of the indicator</i>	End of Project Indicator Target <i>State the target value of the indicator at the end of the project</i>	Indicator progress for reporting period <i>State the current value of the indicator for the reporting period</i>	Indicator progress to date <i>State the current cumulative value of the indicator since the start of the project</i>	Reasons for Variance/ Delay (if any) <i>Explain why the indicator is off track or has changed, where relevant</i>
4.5.1						
4.5.2						
4.5.3						

If the project has more than 4 outcomes, use this space to describe progress on progress on indicators for the remaining outcomes

*

PART III: Cross-Cutting Issues

Is the project planning any significant events in the next six months? (eg. national dialogues, youth congresses, film screenings, etc.)

If yes, please state how many, and for each, provide the approximate date of the event and a brief description, including its key objectives, target audience and location (if known)	Event Description	Tentative Date	Location	Target Audience	Event Objectives (900 characters)
	Event 1	NA	NA	NA	NA
	Event 2	NA	NA	NA	NA
	Event 3	NA	NA	NA	NA
	Event 4	NA	NA	NA	NA

Human Impact

This section is about the human impact of the project. Please state the number of key stakeholders (including but not limited to: Civil Society Organizatiions, Beneficiaries, etc.) of the project, and for each, please briefly describe:

i. The challenges/problem they faced prior to the project implemantation

ii. The impact of the project in their lives

iii. Provide, where possible, a quote or testimonial from a representative of each stakeholder group

This is an optional question. You may leave it unanswered if not relevant

Human Impact	Type of stakeholder	What has been the impact of the project on their lives?	Provide, where possible, a quote or testimonial from the stakeholder
1	The national government and state govern	Housing, land, and property are sensitive t	Through the project, there has been a rise
2	Traditional Authorities	Through the process of revising the custon	Providing a suitable environment with tech
3	Women who received awareness raising or	Ensuring the inclusion of women in awarer	The awareness-raising sessions led to the i
4			

In addition to the stakeholder specific impact described above, please use this space to describe any additional human impact that the project has had.

Please limit your response to 4000 characters.

This project focuses on HLP rights as part of peacebuilding efforts; therefore, IOM, FAO and UNMISS are working with the following stakeholders: 1) The National and State Governments 2) Traditional authorities 3) HLP and Peacebuilding key actors in South Sudan (UN agencies, INGOs, NGOs, CSOs, academia's, unions, and committees) 4) Returnees, IDPs and Host Communities.

Through working jointly with all key stakeholders, we ensure to lead inclusive community-led activities when it's possible to ensure the empowerment of women and reach gender equality, through 1) assessments that will give the space to the stakeholders to provide their inputs, consult them and seek their feedback on planned and conducted activities, ensuring the participation of women, youth, elders and people with disabilities. This has led to human impact relevant to building the capacity and enhancing the knowledge of these stakeholders on HLP disputes and alternative dispute resolutions and provided the needed environment and platform to provide their inputs, feedback, and expectations from this project, through all communication, we ensured to have detailed discussions on the expectations and the prioritization of needs that were reflected.

You can also upload upto 3 files in various formats (picture files, powerpoint, pdf, video, etc.) to illustrate the human impact of the project

OPTIONAL

File 1

OPTIONAL

Click here to upload file. (< 10MB)

File 2

OPTIONAL

Click here to upload file. (< 10MB)

File 3

OPTIONAL

Click here to upload file. (< 10MB)

You can also add upto 3 links to online resources which illustrate the human impact of the project

OPTIONAL

Link 1

OPTIONAL

Link 2

OPTIONAL

Link 3

OPTIONAL

Please tick the applicable change based on above narrative.

How we worked:

*

Please select up to 3.

- ☐ Enhanced digitization
- ☒ Innovative ways of working
- ☐ Mobilized additional resources
- ☒ Improved or initiated policy frameworks
- ☒ Strengthened capacities
- ☒ Partnered with with local/grassroots Civil Society Organizations
- ☒ Expanding coalitions & galvanizing political will
- ☒ Strengthened partnerships with IFIs
- ☐ Strengthened partnerships with UN Agencies

Please explain

Please limit your response to 3000 characters.

Please explain

Please limit your response to 3000 characters.

Please explain

Please limit your response to 3000 characters.

Who are we working with (in addition to the implementing partners)

*

- ☐ Strengthened partnerships with IFIs
- ☒ Strengthened partnerships within UN Agencies
- ☐ Partnered with local civil society organizations
- ☐ Partnered with local academia
- ☒ Partnered with sub-national entities
- ☒ Partnered with national entities
- ☐ Partnered with local volunteers

Please explain

Please limit your response to 3000 characters

FAO, UNMISS and IOM were working jointly to achieve the main outcomes.

The project coordinates directly with state technical working groups on HLP in Rubkona and Wau counties, in addition to close coordination and collaboration with the state authorities such as the governor, commissioner, minister of housing, land and public utilities, and the minister of peacebuilding.

The project facilitates directly with the national HLP AoR, Protection Cluster, CCCM Cluster, and Shelter/NFI cluster, in addition to close coordination and collaboration with the state authorities such as the governor, commissioner, minister of housing, land and public utilities, and the minister of peacebuilding.

Leave No one Behind

Select all beneficiaries targeted with the PBF resources as evidenced by the narrative

Mandatory

☒ Unemployed persons

☒ Minorities (e.g. race, ethnicity, linguistic, religion, etc.)

☒ Indigenous communities

☒ Persons with Disabilities

☒ Persons affected by violence (e.g. GBV)

☒ Women

☒ Youth

☐ Children

☒ Minorities related to sexual orientation and/or gender identity and expression

☒ People living in and around border areas

☒ Persons affected by natural disasters

☒ Persons affected by armed conflicts

☒ Internally displaced persons, refugees or migrants

PART IV: Monitoring, Evaluation and Compliance

» Monitoring

Please list key monitoring activities undertaken in the reporting period

Please limit your response to 3000 characters.

Field visits:

- Joint field visits with UNMISS and FAO in Rubkona

- Joint Field visits by the PBF secretariate to Wau county

- Continues field visits by the management and reporting officers.

Consultation meetings with communities, government and traditional authorities to get their additional feedback on the conducted activities and proposed areas of improvement.Reviewing the reports submitted and the evaluation forms and interviews forms

Do outcome indicators have baselines?

If only some of the outcome indicators have baselines, select 'yes'

☒ Yes

☐ No

If yes, please provide a brief description. If not, explain why not and when they will be available.

Please limit your response to 3000 characters.

The baseline and end line were concluded. The identification of targeted groups is completed, and the baseline and end-line questionnaires are designed in a simplified manner,

Elaborate on what sources of evidence have been used to report on indicators (and are available upon request)

Please limit your response to 3000 characters.

Concept notes, reports, case studies, observational techniques, meetings, workshops, and assessments, attendance sheets.

Has the project launched outcome level data collection initiatives? e.g. perception surveys

☒ Yes

☐ No

Please provide a brief description

Please limit your response to 3000 characters.

Perceptions survey and needs assessments were conducted in addition to conflict analysis reports.

Has the project used or established community feedback mechanisms?

☒ Yes

☐ No

Please provide a brief description

Please limit your response to 3000 characters.

The community feedback mechanism now, is documented in the reports through a questionnaire for participants during focused group discussions, workshops, and training ses

» Evaluation

Is the project on track to conduct its evaluation?

☒ Yes

☐ No

☐ Not Applicable

Evaluation budget (in USD) included in the project budget:

Response required

0

If project will end in next six months, and the overall project budget is above USD 1.5 million, is your upcoming evaluation on track?

☒ Yes

☐ No

☐ Not Applicable

Please describe the preparations

Please limit your response to 3000 characters.

Yes, in addition to the internal monitoring and evaluation mechanisms IOM and FAO have internally an external evaluator to ensure proper evaluation of the project.

Contact information	Name	Organization	Job title	Email
Please mention the focal person responsible for sharing the final evaluation report with the PBF:	Aia KHADEM Aljame	IOM	HLP Officer	akhadem@iom.int

» Catalytic Effect

Catalytic Effect (financial): Has the project mobilized additional non-PBF financial resources to date?

☒ Yes

☐ No

How many funders has the project received additional non-PBF funding from?

1

Indicate name of funder and amount of additional non-PBF funding support that has been leveraged by the project since it started.

Please enter each funding agent and their contributions separately

Name of Funder

Bureau for Humanitarian Assistance (BHA)

Amount in USD

60000

Catalytic Effect (non-financial): Has the project enabled or created a larger or longer-term peacebuilding change to occur, in addition to the direct project changes?

☒ Yes

☐ No

If yes, please select the relevant option below:

☐ Some catalytic effect

☒ Significant catalytic effect

If relevant, please describe how the project has had a (non-financial) catalytic effect, i.e. removed barriers to unblock stalled political, institutional or other peacebuilding processes at different levels in a country, and/or created the conditions to establish new processes to do so

Please limit your response to 3000 characters.

The project supported establishing the groundwork for enhancing governance, by providing the key stakeholders, national and state government, the traditional authorities, and the communities with key mechanisms and tools that support in enhancing the case management on land-related disputes and mitigate the use of violence in resolving land related issues, during the implementation of a durable solutions project in Wau county that is aiming to locally integrate communities from the Hai Masna and Naivasha IDP site, part of the targeted communities for awareness raising and consultation on development of mechanisms and conducted hot spots mapping and assessments, this has resulted in securing a funding from the Norway donor to complement the efforts on this project and 45,000 USD were dedicated to complement the efforts of alternative dispute resolution mechanisms, the tools, and mechanisms that were developed during this project, also contributed to a new peacebuilding funded project target Malakal town in Upper Nile state, and adapt the mechanisms and tools to the context there, in addition to that securing a 12 million USD RSRTF Phase 2 project in Central Equatoria, and 4.5 Million project from EU INPTA DG to support the response for the sudan crisis and tackle land related issues based on the mechanisms that were developed through the span of the project.

Sustainability

Does the project have an explicit exit strategy?

Please describe any steps that have been taken to ensure the sustainability of peacebuilding gains, including any mechanisms, platforms, networks and socio-economic initiatives supported, beyond the duration of the project

Please limit your response to 3000 characters.

The project is establishing innovative approaches to tackle housing, land, and property-related disputes, improving identification modalities, case management, referral mechanisms, and governance structures, developing and mainstreaming alternative dispute resolution mechanisms for resolving disputes in the targeted areas in a peaceful manner, and contributing to peacebuilding efforts in mitigating arising issues and resolving disputes. Through building the capacity of government officials and traditional authorities on identification, referral, case management, and dispute resolution mechanisms, IOM, jointly with relevant stakeholders, is creating a pool of experts who can peacefully resolve these disputes, in addition to rehabilitation of structures that were handed over to the government, 1 office in Wau ministry of housing, land, and public utility, 1 office of land registration in Rubkona county to support in being equipped with land registration to mitigate land disputes that resulted from lack of land management and registration, and the establishment of an HLP help desk, in addition to land reform unit that was recently established to ensure the operationalization of the Land Policy of 2022 and dedicate a space for an HLP help desk.

Are there any other issues concerning project implementation that you want to share, including any capacity needs of the recipient organizations?

Please limit your response to 3000 characters.

The main challenges are related to access due to floods and security, lack of technical capacities of local civil society organizations on HLP, in humanitarian service provision as well as social norms including the exclusion of females from decision making. All these issues are being addressed and they are navigated and resolved with a strategic approach.

Monitoring and Oversight Activities

Please describe any key event related to monitoring and oversight. Please click next if no activities have yet taken place.

Events include Steering Committee meetings, Monitoring visits, Third party monitoring, Community based monitoring, any data collection, Perception or other survey findings, evaluation reports, audit or investigations.

Monitoring and oversight activities	Name of the Event	Summary	Key Findings
-------------------------------------	-------------------	---------	--------------

Event 1	Endline Survey	Data collection was conducted, and analys	To measure the impact of the project activi
Event 2	Field visits to Wau, Rubkona and Juba	To measure the impact of the activities in v	There is a need to have joint sessions betw
Event 3	After sessions interviews	After each awareness-raising session, ther	Recommendations of: Continuity of raisin
Event 4			
Event 5			
Event 6			
Event 7			
Event 8			

Final Steps

- Please save a pdf copy of the form by clicking on the *Printer* icon on the top right corner of the page.
- A dialogue box will appear: Please select the A4 size and portrait orientation.
- Click "prepare" and save the document as a PDF
- (If on first attempt, the generated page is not readable, close the pop up page and go back to the first page of the online form using the "Return to Beginning" option and try to print the PDF version from there)
- After printing the PDF version, please submit the report in the last page of the form. You can use the "Go to End" button in the bottom right corner.
- **Please upload the pdf version of the report as well as your financial report in excel format on the MPTF-O gateway.**

If you encounter any difficulty in filling the form or generating the print-out for MPTFO gateway, please contact Gabriel Velastegui gabriel.velasteguimoya@un.org

Thank You. You have finished the report. Please Click on the SUBMIT button below. When the report is submitted, a confirmation note will appear on a yellow banner on top of the page. This can take a few seconds.