



UN ROAD SAFETY FUND

CONSOLIDATED ANNUAL FINANCIAL REPORT of the Administrative Agent

United Nations Road Safety Trust Fund

for the period 03 April 2018 to 31 December 2024

UN Multi-Partner Trust Fund Office
United Nations Development Programme
GATEWAY: <https://mptf.undp.org>

May 2025



United Nations
MPTF Office



DEFINITIONS

Allocation/Total Approved Budget

Amount approved by the Steering Committee for a project/programme. The total approved budget represents the cumulative amount of allocations approved by the Steering Committee.

Approved Project/Programme

A project/programme including budget, etc., that is approved by the Steering Committee for funds' allocation purposes.

Contributor Commitment

Amount(s) committed by a contributor to a Fund in a signed donor agreement with the UNDP Multi-Partner Trust Fund Office (MPTF Office), in its capacity as the Administrative Agent. A commitment may be paid or pending payment.

Contributor Deposit

Cash deposit received by the MPTF Office for the Fund from a contributor in accordance with a signed donor agreement.

Delivery Rate

The percentage of funds that have been utilized, calculated by comparing expenditures reported by a Participating Organization or Non-UN Organization against the 'net funded amount'. This does not include expense commitments by Participating Organizations.

Donor Agreement

Standard Administrative Arrangement and/or European Commission contribution agreement between contributor/donor and MPTF Office.

Net Funded Amount

Amount transferred to a Participating Organization less any refunds transferred back to the MPTF Office by a Participating Organization.

Participating Organization

A UN Organization or other inter-governmental Organization that is a partner in a Fund, as represented by signing the applicable legal agreement with the MPTF Office for a particular Fund.

Project Expenditure

The sum of expenses and/or expenditure reported by all Participating Organizations for a Fund irrespective of which basis of accounting each Participating Organization follows for donor reporting.

Project Financial Closure

A project or programme is considered financially closed when all financial obligations of an operationally completed project or programme have been settled, and no further financial charges may be incurred. MPTF Office will report a project financially closed once the financial report(s) has been received and any balance of funds refunded.

Project Operational Closure

A project or programme is deemed operationally closed once all activities funded for Participating Organization(s) have been concluded, and the Steering Committee has approved the final narrative report.

Project Start Date

Project/ Joint programme start date as per the programmatic document.

US Dollar Amount

The financial data in the report is recorded in US Dollars.

Transferred Funds

Funds transferred to Participating Organizations by the Administrative Agent in accordance with the Steering Committee's request.



TABLE OF CONTENTS

Introduction	4
1. Sources and Uses of Funds	5
2. Partner Contributions	6
3. Interest Earned	8
4. Transfer Of Funds	9
5. Expenditure and Financial Delivery Rates	10
6. Cost Recovery	12
7. Accountability and Transparency	12
8. Direct Cost	12
9. Annexes	13



INTRODUCTION

This Consolidated Annual Financial Report of the **United Nations Road Safety Trust Fund** is prepared by the United Nations Development Programme (UNDP) Multi-Partner Trust Fund Office (MPTF Office) in fulfillment of its obligations as Administrative Agent, as per the Terms of Reference (TOR), the Memorandum of Understanding (MOU) signed between the UNDP MPTF Office and the Participating Organizations, and the donor agreement signed with contributors/donors.

The MPTF Office, as Administrative Agent, is responsible for concluding an MOU with Participating Organizations and donor agreements with contributors/donors. It receives, administers and manages contributions,

and disburses these funds to the Participating Organizations. The Administrative Agent prepares and submits annual consolidated financial reports, as well as regular financial statements, for transmission to stakeholders.

This consolidated financial report covers the period 03 April 2018 to 31 December 2024 and provides financial data on progress made in the implementation of projects of the **United Nations Road Safety Trust Fund**. It is posted on the MPTF Office GATEWAY (<https://mptf.undp.org/fund/rds00>).



2024 FINANCIAL PERFORMANCE

This chapter presents financial data and analysis of the **United Nations Road Safety Trust Fund** using the pass-through funding modality as of 31 December **2024**. Financial information for this Fund is also available on the MPTF Office GATEWAY, at the following address: <https://mptf.undp.org/fund/rds00>.

1. SOURCES AND USES OF FUNDS

As of 31 December **2024**, **29** contributors deposited US\$ **31,722,840** and US\$ **1,093,155** was earned in interest.

The cumulative source of funds was US\$ **32,815,996**.

Of this amount, US\$ **23,414,390** has been net funded to **13** Participating Organizations, of which US\$ **15,449,958** has been reported as expenditure. The Administrative Agent fee has been charged at the approved rate of 1% on deposits and amounts to US\$ **292,233**. Other expenditures on EU contributions amount to USD 24,995. Table 1 provides an overview of the overall sources, uses, and balance of the **United Nations Road Safety Trust Fund** as of 31 December 2024.

Table 1. Financial Overview, as of 31 December 2024 (in US Dollars)

	Prior Years up to 31 Dec 2023	Financial Year Jan-Dec 2024	Total
Sources of Funds			
Contributions from donors	27,879,585	3,843,255	31,722,840
Sub-total Contributions	27,879,585	3,843,255	31,722,840
Fund Interest and Investment Income Earned	687,990	381,713	1,069,703
Interest Income received from Participating Organizations	3,053	20,399	23,453
Total: Sources of Funds	28,570,629	4,245,367	32,815,996
Use of Funds			
Transfers to Participating Organizations	12,661,292	3,095,442	15,756,734
Transfers to Participating Organizations for Direct Cost - Fund Secretariat etc	6,785,473	1,350,850	8,136,323
Sub-Total Transfers	19,446,765	4,446,292	23,893,057
Refunds received from Participating Organizations	(178,357)	(126,226)	(304,583)
Refunds received from Participating Organizations for Direct Cost	(174,084)	-	(174,084)
Sub-Total Refunds	(352,441)	(126,226)	(478,667)
Administrative Agent Fees	253,800	38,433	292,233
Bank Charges	1,534	401	1,936
Other Expenditures	24,995	-	24,995
Total: Uses of Funds	19,374,655	4,358,899	23,733,554
Change in Fund cash balance with Administrative Agent	9,195,973	(113,532)	9,082,441
Opening Fund balance (1 January)	10,746,239	9,195,973	-
Closing Fund balance (31 December)	9,195,973	9,082,441	9,082,441
Net Funded Amount (Includes Direct Cost)	19,094,325	4,320,066	23,414,390
Participating Organizations Expenditure (Includes Direct Cost)	11,694,157	3,755,801	15,449,958
Balance of Funds with Participating Organizations	7,400,168	564,265	7,964,432



2. PARTNER CONTRIBUTIONS

Table 2 provides information on cumulative contributions received from all contributors to this fund as of 31 December 2024.

The **United Nations Road Safety Trust Fund** is currently being financed by **29** contributors¹, as listed in the table below.

The table includes financial commitments made by the contributors through signed Standard Administrative Agreements with an anticipated deposit date as per the schedule of payments by 31 December 2024 and deposits received by the same date. It does not include commitments that were made to the fund beyond 2024.

Table 2. Contributions, as of 31 December 2024 (in US Dollars)

Contributors	Total Commitments	Total Deposits
Government of France (Agence Française de Développement)	1,096,613	1,096,613
Autoliv Inc.	3,000,000	3,000,000
Bridgestone Corporation	725,000	725,000
Essilor	200,000	200,000
European Union	2,499,540	2,499,540
FIA Foundation	11,032,459	11,032,459
Fondazione Unipolis	10,450	10,450
GlobalGiving on behalf of 3M	250,000	250,000
Government of Bahrain	250,000	250,000
Government of Croatia	211,160	211,160
Government of Cyprus	11,400	11,400
Government of France	300,000	300,000
Government of Germany	1,049,602	1,049,602
Government of Hungary	90,000	90,000
Government of Luxembourg	1,134,959	1,134,959
Government of Mauritius	7,500	7,500
Government of Monaco	114,660	114,660
Government of Qatar	450,000	450,000
Government of Russian Federation	4,000,000	4,000,000
Government of Slovakia	17,123	17,123
Honda Motor Co. Ltd	200,000	200,000
HUMDA - Hungarian Motorsport and Green Mobility Development Agency	400,000	200,000
Keep Fighting Foundation	220,735	220,735
La Nuez Audiovisual Productions	5,027	5,027
Michelin Corporate Foundation	2,597,467	2,597,467
Pirelli	1,000,000	1,000,000
Private Sector (Online Individual Donations)	2,760	2,760
Revel	24,977	24,977
Swiss Philanthropy Foundation	21,408	21,408
TOTAL	1,000,000	1,000,000
Grand Total	31,922,840	31,722,840

¹ In case of contributions from different departments in the same Government, the contributions appear as separate in the financial report according to donors' indications, but are considered as a single contributor for purposes of the narrative report.



3. INTEREST EARNED

Interest income is earned in two ways: 1) on the balance of funds held by the Administrative Agent (Fund earned interest), and 2) on the balance of funds held by the Participating Organizations (Agency earned interest) where their Financial Regulations and Rules allow return of interest to the AA.

As of 31 December **2024**, Fund earned interest amounts to US\$ **1,069,703**.

Interest received from Participating Organizations amounts to US\$ **23,453**, bringing the cumulative interest received to US\$ **1,093,155**. Details are provided in the table below.

Table 3. Sources of Interest and Investment Income, as of 31 December 2024 (in US Dollars)

Interest Earned	Prior Years up to 31-Dec-2023	Financial Year Jan-Dec-2024	Total
Administrative Agent			
Fund Interest and Investment Income Earned	687,990	381,713	1,069,703
Total: Fund Interest Earned	687,990	381,713	1,069,703
Participating Organization			
ECA	-	6,414	6,414
ECLAC	-	13,985	13,985
ESCAP	3,053	-	3,053
Total: Agency Interest Earned	3,053	20,399	23,453
Grand Total	691,043	402,112	1,093,155



4. TRANSFER OF FUNDS

Allocations to Participating Organizations are approved by the Steering Committee and disbursed by the Administrative Agent. As of 31 December **2024**, the AA has transferred US\$ **23,893,057** to **13** Participating Organizations (see list below).

Table 4 provides additional information on the refunds received by the MPTF Office, and the net funded amount for each of the Participating Organizations.

Table 4. Transfer, Refund, and Net Funded Amount to Participating Organization (in US Dollars)

Participating Organization	Prior Years up to 31-Dec-2023			Financial Year Jan-Dec-2024			Total		
	Transfers	Refunds	Net Funded	Transfers	Refunds	Net Funded	Transfers	Refunds	Net Funded
AIPFOUND	-	-	-	800,000	-	800,000	800,000	-	800,000
ECA	978,573	-	978,573	-	(10,372)	(10,372)	978,573	(10,372)	968,201
ECE	7,397,878	(174,084)	7,223,795	1,453,570	-	1,453,570	8,851,448	(174,084)	8,677,365
ECLAC	1,156,000	-	1,156,000	102,720	(71,302)	31,418	1,258,720	(71,302)	1,187,418
ESCAP	1,967,486	(13,595)	1,953,891	100,000	-	100,000	2,067,486	(13,595)	2,053,891
ESCWA	1,281,161	-	1,281,161	-	-	-	1,281,161	-	1,281,161
ILO	-	-	-	100,000	-	100,000	100,000	-	100,000
IRAP	-	-	-	250,000	-	250,000	250,000	-	250,000
UNDP	1,103,500	-	1,103,500	-	-	-	1,103,500	-	1,103,500
UNEP	708,920	-	708,920	294,560	-	294,560	1,003,480	-	1,003,480
UNHABITAT	1,756,980	(1,792)	1,755,188	-	-	-	1,756,980	(1,792)	1,755,188
UNICEF	1,325,079	-	1,325,079	279,616	-	279,616	1,604,695	-	1,604,695
WHO	1,771,188	(162,970)	1,608,218	1,065,826	(44,552)	1,021,274	2,837,014	(207,522)	2,629,492
Grand Total	19,446,765	(352,441)	19,094,325	4,446,292	(126,226)	4,320,066	23,893,057	(478,667)	23,414,390



5. EXPENDITURE AND FINANCIAL DELIVERY RATES

All expenditures reported are submitted as certified financial information by the Headquarters of the Participating Organizations. These were consolidated by the MPTF Office.

Joint Programme/ project expenditures are incurred and monitored by each Participating Organization, and are reported to the Administrative Agent as per the agreed upon categories for inter-agency harmonized reporting. The expenditures are reported via the MPTF Office's online expenditure reporting tool. The **2024** expenditure data has been posted on the MPTF Office GATEWAY at <https://mptf.undp.org/fund/rds00>.

5.1 EXPENDITURE REPORTED BY PARTICIPATING ORGANIZATION

In **2024**, US\$ **4,320,066** was net funded to Participating Organizations, and US\$ **3,755,801** was reported in expenditure.

As shown in the table below, the cumulative net funded amount is US\$ **23,414,390** and cumulative expenditures reported by the Participating Organizations amount to **US\$ 15,449,958**. This equates to an overall Fund expenditure delivery rate of **65.98** percent.

Table 5.1 Net Funded Amount and Reported Expenditures by Participating Organization, as of 31 December 2024 (in US Dollars)

Participating Organization	Approved Amount	Net Funded Amount	Expenditure			Delivery Rate %
			Prior Years up to 31-Dec-2023	Financial Year Jan-Dec-2024	Cumulative	
AIPFOUND	800,000	800,000	-	8,121	8,121	1.02
ECA	978,573	968,201	763,287	116,780	880,066	90.90
ECE	8,851,398	8,677,365	5,282,669	927,370	6,210,039	71.57
ECLAC	1,258,720	1,187,418	825,752	163,599	989,351	83.32
ESCAP	2,067,486	2,053,891	428,123	528,336	956,459	46.57
ESCWA	1,281,161	1,281,161	554,899	340,175	895,074	69.86
ILO	100,000	100,000	-	-	-	-
IRAP	500,000	250,000	-	22,586	22,586	9.03
UNDP	1,103,500	1,103,500	781,167	162,181	943,348	85.49
UNEP	1,003,480	1,003,480	473,120	153,010	626,131	62.40
UNHABITAT	1,756,980	1,755,188	551,124	790,624	1,341,748	76.44
UNICEF	1,724,531	1,604,695	1,209,061	84,548	1,293,609	80.61
WHO	3,149,886	2,629,492	824,954	458,472	1,283,426	48.81
Grand Total	24,575,715	23,414,390	11,694,157	3,755,801	15,449,958	65.98



5.2. Expenditures Reported by Category

Project expenditures are incurred and monitored by each Participating Organization and are reported as per the agreed categories for inter-agency harmonized reporting. In 2006 the UN Development Group (UNDG) established six categories against which UN entities must report inter-agency project expenditures. Effective 1 January 2012, the UN Chief Executives Board (CEB) modified these categories as a result of IPSAS adoption to comprise eight categories.

Table 5.2. Expenditure by UNSDG Budget Category, as of 31 December 2024 (in US Dollars)

Category	Expenditures			Percentage of Total Programme Cost
	Prior Years up to 31-Dec-2023	Financial Year Jan-Dec-2024	Total	
Staff & Personnel Cost	4,974,091	1,241,741	6,215,832	44.03
Supplies, commodities and materials	21,523	7,953	29,476	0.21
Equipment, vehicles, furniture and depreciation	115,838	15,057	130,895	0.93
Contractual Services Expenses	2,493,223	746,110	3,239,333	22.95
Travel	497,011	193,929	690,940	4.89
Transfers and Grants	2,251,310	821,552	3,072,862	21.77
General Operating	558,003	178,420	736,423	5.22
Programme Costs Total	10,911,000	3,204,761	14,115,761	100.00
¹ Indirect Support Costs Total	783,158	551,040	1,334,197	9.45
Grand Total	11,694,157	3,755,801	15,449,958	-

1 Indirect Support Costs charged by Participating Organization, based on their financial regulations, can be deducted upfront or at a later stage during implementation. The percentage may therefore appear to exceed the 7% agreed upon for on-going projects. Once projects is financially closed, this number is not to exceed 7%.



6. COST RECOVERY

Cost recovery policies for the Fund are guided by the applicable provisions of the Terms of Reference, the MOU concluded between the Administrative Agent and Participating Organizations, and the SAAs concluded between the Administrative Agent and Contributors, based on rates approved by UNDG.

The policies in place, as of 31 December 2024, were as follows:

- **The Administrative Agent (AA) fee:** 1% is charged at the time of the contributor deposit and covers services provided on that contribution for the entire duration of the Fund. Cumulatively, as of 31 December 2024, US\$ **292,233** has been charged in AA fees. AA cost related to EC contributions are charged as Other Expenditures.
- **Indirect Costs of Participating Organizations:** A general cost that cannot be directly related to any particular programme or activity of the Participating Organizations. Participating Organizations may charge 7% indirect costs based on UNSDG policy, establishing an indirect cost rate as a percentage of the programmable costs for interagency pass-through pool funds. In the current reporting period US\$ **551,040** was deducted in indirect costs by Participating Organizations. Cumulatively, indirect costs amount to US\$ **1,334,197** as of 31 December **2024**.

8. DIRECT COSTS

The Fund governance mechanism may approve an allocation to a Participating Organization to cover costs associated with Fund coordination covering overall coordination, and fund level reviews and evaluations. These allocations are referred to as 'direct costs'. Cumulatively, as of 31 December 2024, US\$ 7,962,240 has been charged as Direct Costs.

Participating Organization	Approved Amount	Net Funded Amount	Expenditure			Delivery Rate %
			Prior Years up to 31-Dec-2023	Financial Year Jan-Dec-2024	Cumulative	
ECE	8,136,273	7,962,240	5,014,713	768,526	5,783,239	72.63
Grand Total	8,136,273	7,962,240	5,014,713	768,526	5,783,239	72.63

7. ACCOUNTABILITY AND TRANSPARENCY

In order to effectively provide fund administration services and facilitate monitoring and reporting to the UN system and its partners, the MPTF Office has developed a public website, the MPTF Office Gateway (<https://mptf.undp.org>). Refreshed daily from an internal enterprise resource planning system, the MPTF Office Gateway has become a standard setter for providing transparent and accountable trust fund administration services.

The Gateway provides financial information including: contributor commitments and deposits, approved programme budgets, transfers to and expenditures reported by Participating Organizations, interest income and other expenses. In addition, the Gateway provides an overview of the MPTF Office portfolio and extensive information on individual Funds, including their purpose, governance structure and key documents. By providing easy access to the growing number of narrative and financial reports, as well as related project documents, the Gateway collects and preserves important institutional knowledge and facilitates knowledge sharing and management among UN Organizations and their development partners, thereby contributing to UN coherence and development effectiveness.



United Nations Road Safety Trust Fund Annexes to Financial Report



Annex 1. EXPENDITURE BY PROJECT GROUPED BY THEME/OUTCOME

Annex 1 displays the net funded amounts, expenditures reported and the financial delivery rates by Theme/Outcome by project/ joint programme and Participating Organization.

Table Annex 1. Expenditure by Project within Theme/Outcome

Theme/Outcome / Project No. and Project Title		Participating Organization	Project Status	Total Approved Amount	Net Funded Amount	Total Expenditure	Delivery Rate %
1 Strengthened RS mgt capacity							
00115702	Strengthening Speed Management in Philippines	ESCAP	Financially Closed	198,546	184,951	184,951	100.00
00115906	Improving Road Traffic Fatality Data in Ivory Coast and Senegal	WHO	Financially Closed	199,500	130,676	130,676	100.00
00115907	Strengthening legal frameworks for road safety in countries	WHO	Financially Closed	145,188	51,042	51,042	100.00
00125035	Strengthen Road Safety Management for evidence-based intervention through reliable road crash data, building capacity in research and monitoring evaluation	ECA	On Going	265,082	265,082	203,196	76.65
00128653	Strengthening evidence-based interventions for road safety in the Arab region through effective and reliable data recording, processing and analysis	ESCWA	On Going	280,875	280,875	123,394	43.93
00128712	Re-framing Road Safety in Armenia connecting data, people and policies on Armenian roads	UNDP	On Going	407,000	407,000	403,120	99.05
00128712	Re-framing Road Safety in Armenia connecting data, people and policies on Armenian roads	UNICEF	On Going	81,321	81,321	81,356	100.04
00128732	Strengthening the capacity of Iranian National Road Safety Commission (NRSC) as the lead national road safety agency in Iran	ESCAP	On Going	205,440	205,440	19,077	9.29
00128738	Expanding Safe School Zone Models in selected highly urbanised cities in the Philippines	UNICEF	On Going	535,364	535,364	512,788	95.78
00140103	Improve Motor 2 wheel Safety Thailand	ESCAP	On Going	307,000	307,000	1,921	0.63
00140103	Improve Motor 2 wheel Safety Thailand	UNHABITAT	On Going	46,500	46,500	-	-
00140103	Improve Motor 2 wheel Safety Thailand	WHO	On Going	46,500	46,500	-	-
00140127	The Global Alliance of Cities for Road Safety (ACROS)	ECA	On Going	10,000	10,000	-	-
00140127	The Global Alliance of Cities for Road Safety (ACROS)	ESCWA	On Going	10,000	10,000	-	-
00140127	The Global Alliance of Cities for Road Safety (ACROS)	UNEP	On Going	30,000	30,000	-	-
00140127	The Global Alliance of Cities for Road Safety (ACROS)	UNHABITAT	On Going	450,000	450,000	252,796	56.18
00140132	Safe System Approach Safer Roads in Jamaica	WHO	On Going	400,000	400,000	248,807	62.20
00140145	Road Safety Management in Nepal	ESCAP	On Going	53,500	53,500	30,520	57.05
00140145	Road Safety Management in Nepal	UNDP	On Going	246,500	246,500	120,028	48.69
00140146	Better Road Safety System in Bosnia and Herzegovina and Serbia	ECE	On Going	120,000	120,000	139,518	116.27
00140146	Better Road Safety System in Bosnia and Herzegovina and Serbia	WHO	On Going	220,000	220,000	12,931	5.88
1 Strengthened RS mgt capacity: Total				4,258,316	4,081,751	2,516,119	61.64
2 Improved safety road infrast							
00115690	Capacity development on child-responsive urban planning and	UNICEF	Financially Closed	197,694	197,694	197,694	100.00



	sustainable urban transportation to enhance road safety						
00120883	Safe Roads Zambia - Creating Cities for Non-motorized Transportation Users	UNDP	On Going	450,000	450,000	420,200	93.38
00123596	Ten Step Plan for Safer Road Infrastructure in Tanzania	ECA	Operationally Closed	480,000	470,761	470,767	100.00
00128739	We all build road safety: Participative interventions throughout Colombia's regions	ECLAC	On Going	535,000	535,000	439,653	82.18
00129192	Reclaiming Streets for Pedestrians and Cyclists in Africa-Building	ECA	On Going	11,770	10,637	10,637	100.00
00129192	Reclaiming Streets for Pedestrians and Cyclists in Africa-Building	UNEP	On Going	16,050	16,050	16,050	100.00
00129192	Reclaiming Streets for Pedestrians and Cyclists in Africa-Building	UNHABITAT	On Going	461,480	461,480	345,922	74.96
00129192	Reclaiming Streets for Pedestrians and Cyclists in Africa-Building	UNICEF	On Going	10,700	10,700	-	-
00131669	People-friendly Streets in Afghan cities	UNHABITAT	On Going	495,000	495,000	495,000	100.00
00140099	Safe and Inclusive Road Design in Central Asia	ESCAP	On Going	500,000	500,000	166,205	33.24
00140100	Safe and Inclusive Road Design in Central Asia	ESCWA	On Going	405,452	405,452	213	0.05
00140101	Safer Streets for Road Users in Nigeria	UNHABITAT	On Going	104,000	104,000	49,822	47.91
00140674	Better road data systems and crash investigation in Brazil	WHO	On Going	300,000	229,803	84,627	36.83
00140822	Senegal Ten Step Plan for Safer infrastructure	IRAP	On Going	500,000	250,000	22,586	9.03
00140883	Safe School Zones in Viet Nam	AIPFOUND	On Going	400,000	400,000	-	-
00140883	Safe School Zones in Viet Nam	ESCAP	On Going	100,000	100,000	-	-
2 Improved safety road infrast: Total				4,967,146	4,636,577	2,719,376	58.65

3 Enhanced safety of vehicles							
00122087	Safer and Cleaner Used Vehicle for Africa-Phase 1	ECE	Operationally Closed	203,300	203,300	202,340	99.53
00122087	Safer and Cleaner Used Vehicle for Africa-Phase 1	UNEP	Operationally Closed	296,700	296,700	295,014	99.43
00140102	Motorcycle Anti-Lock Braking System (ABS) Advocacy Campaign in the ASEAN	ECE	On Going	67,000	67,000	3,085	4.60
00140102	Motorcycle Anti-Lock Braking System (ABS) Advocacy Campaign in the ASEAN	ESCAP	On Going	133,000	133,000	40,730	30.62
00140147	Safer clean used vehicles in Africa and Asia	ECE	On Going	133,830	133,830	75,126	56.14
00140147	Safer clean used vehicles in Africa and Asia	UNEP	On Going	366,170	366,170	284,757	77.77
00140878	Safer and Cleaner Used Vehicles for Latin America and the Caribbean	ECE	On Going	102,720	102,720	-	-
00140878	Safer and Cleaner Used Vehicle for Latin America and the Caribbean	ECLAC	On Going	102,720	102,720	-	-
00140878	Safer and Cleaner Used Vehicles for Latin America and the Caribbean	UNEP	On Going	294,560	294,560	30,309	10.29
3 Enhanced safety of vehicles: Total				1,700,000	1,700,000	931,363	54.79

4 Improved behaviour road user							
00115689	SCALING UP Safe Street Designs	UNHABITAT	Financially Closed	200,000	198,208	198,208	100.00



00122758	Reducing road deaths and injuries in Jordan through increasing restraint use	ESCWA	On Going	267,550	267,550	173,115	64.70
00122798	Speed Management project in Latin America: the case of Argentina	ECLAC	On Going	300,000	292,671	292,671	100.00
00122800	Strengthening Road Traffic Enforcement	ECLAC	Operationally Closed	321,000	257,027	257,027	100.00
00122900	Improvement of driver licensing system in Lao	ESCAP	On Going	570,000	570,000	513,055	90.01
00125147	Transformative Actions for Safe motorcycles in Tunisia	ESCWA	On Going	317,284	317,284	598,352	188.59
00128885	Safe and healthy cities for children and adolescents	UNICEF	On Going	500,000	500,000	498,604	99.72
00129193	Tuwurinde - Let's Protect the head (Rwanda)	ECA	On Going	211,721	211,721	195,467	92.32
00129193	Tuwurinde - Let's Protect the head (Rwanda)	ECE	On Going	88,275	88,275	6,730	7.62
00140104	A model building national capacity for road policing through the respective road safety mandates and mechanisms of select UN agencies	WHO	On Going	100,000	100,000	19,441	19.44
00140920	Policy reform for safe journeys for Cambodian factory workers	AIPFOUND	On Going	400,000	400,000	8,121	2.03
00140920	Policy reform for safe journeys for Cambodian factory workers	ILO	On Going	100,000	100,000	-	-
4 Improved behaviour road user: Total				3,375,830	3,302,736	2,760,791	83.59

5 Improved post-crash care							
00123431	Strengthening national capacity for the coordinated delivery of emergency medical services for victims of road traffic injuries in Azerbaijan	WHO	On Going	500,000	455,448	455,446	100.00
00128817	Strengthening the post-crash response (Bangladesh)	WHO	Operationally Closed	160,000	160,000	160,000	100.00
00140635	Strengthening post-crash care in Tanzania	WHO	On Going	485,350	242,675	-	-
00140636	Strengthening post-crash care in Uganda, A pilot in an urban district, Mukono	UNICEF	On Going	399,452	279,616	3,167	1.13
00140636	Strengthening post-crash care in Uganda, A pilot in an urban district, Mukono	WHO	On Going	100,548	100,548	17	0.02
00140693	Strengthening emergency care systems in the Americas	WHO	On Going	492,800	492,800	120,441	24.44
5 Improved post-crash care: Total				2,138,150	1,731,087	739,070	42.69

Direct Cost Budget							
00112512	UN Road Safety Trust Fund Secretariat	ECE	Operationally Closed	1,233,080	1,138,101	1,138,102	100.00
00124931	UN Road Safety TF Sec-2021	ECE	On Going	1,384,005	1,304,900	1,296,037	99.32
00129541	Road SafetyTF_2022 Secretariat	ECE	On Going	1,359,788	1,359,788	1,174,641	86.38
00133620	UN Road Safety Trust Fund Secretariat	ECE	On Going	1,457,800	1,457,800	1,059,434	72.67
00140351	United Nations Road Safety Trust Fund Secretariat	ECE	On Going	1,350,800	1,350,800	1,115,025	82.55
00140850	UN Road Safety Trust Fund Secretariat	ECE	On Going	1,350,800	1,350,850	-	-
Direct Cost Budget: Total				8,136,273	7,962,240	5,783,239	72.63

Grand Total				24,575,715	23,414,390	15,449,958	65.98
--------------------	--	--	--	-------------------	-------------------	-------------------	--------------



Annex 2. EXPENDITURE BY PROJECT GROUPED BY COUNTRY

Annex 2 displays the net funded amounts, expenditures reported and the financial delivery rates by Country by project/ joint programme and Participating Organization.

Table Annex 2. Expenditure by Project, grouped by Country

Country / Project No. and Project Title		Participating Organization	Total Approved Amount	Net Funded Amount	Total Expenditure	Delivery Rate %
Afghanistan						
00131669	People-friendly Streets in Afghan cities	UNHABITAT	495,000	495,000	495,000	100.00
Afghanistan: Total			495,000	495,000	495,000	100.00
Argentina						
00122798	Speed Management project in Latin America: the case of Argentina	ECLAC	300,000	292,671	292,671	100.00
Argentina: Total			300,000	292,671	292,671	100.00
Armenia						
00128712	Re-framing Road Safety in Armenia connecting data, people and policies on Armenian roads	UNDP	407,000	407,000	403,120	99.05
00128712	Re-framing Road Safety in Armenia connecting data, people and policies on Armenian roads	UNICEF	81,321	81,321	81,356	100.04
Armenia: Total			488,321	488,321	484,476	99.21
Azerbaijan						
00123431	Strengthening national capacity for the coordinated delivery of emergency medical services for victims of road traffic injuries in Azerbaijan	WHO	500,000	455,448	455,446	100.00
Azerbaijan: Total			500,000	455,448	455,446	100.00
Bangladesh						
00128817	Strengthening the post-crash response (Bangladesh)	WHO	160,000	160,000	160,000	100.00
Bangladesh: Total			160,000	160,000	160,000	100.00
Brazil						
00122800	Strengthening Road Traffic Enforcement	ECLAC	321,000	257,027	257,027	100.00
00140674	Better road data systems and crash investigation in Brazil	WHO	300,000	229,803	84,627	36.83
Brazil: Total			621,000	486,830	341,654	70.18
Cambodia						
00140920	Policy reform for safe journeys for Cambodian factory workers	AIPFOUND	400,000	400,000	8,121	2.03
00140920	Policy reform for safe journeys for Cambodian factory workers	ILO	100,000	100,000	-	-
Cambodia: Total			500,000	500,000	8,121	1.62



Colombia						
00128739	We all build road safety: Participative interventions throughout Colombia's regions	ECLAC	535,000	535,000	439,653	82.18
Colombia: Total			535,000	535,000	439,653	82.18

Ethiopia						
00115689	SCALING UP Safe Street Designs UNHABITAT		200,000	198,208	198,208	100.00
Ethiopia: Total			200,000	198,208	198,208	100.00

Global and Interregional						
00112512	UN Road Safety Trust Fund Secretariat	ECE	1,233,080	1,138,101	1,138,102	100.00
00115690	Capacity development on child-responsive urban planning and sustainable urban transportation to enhance road safety	UNICEF	197,694	197,694	197,694	100.00
00115906	Improving Road Traffic Fatality Data in Ivory Coast and Senegal	WHO	199,500	130,676	130,676	100.00
00115907	Strengthening legal frameworks for road safety in countries	WHO	145,188	51,042	51,042	100.00
00122087	Safer and Cleaner Used Vehicle for Africa-Phase 1	ECE	203,300	203,300	202,340	99.53
00122087	Safer and Cleaner Used Vehicle for Africa-Phase 1	UNEP	296,700	296,700	295,014	99.43
00124931	UN Road Safety TF Sec-2021	ECE	1,384,005	1,304,900	1,296,037	99.32
00128653	Strengthening evidence-based interventions for road safety in the Arab region through effective and reliable data recording, processing and analysis	ESCWA	280,875	280,875	123,394	43.93
00129192	Reclaiming Streets for Pedestrians and Cyclists in Africa- Building	ECA	11,770	10,637	10,637	100.00
00129192	Reclaiming Streets for Pedestrians and Cyclists in Africa- Building	UNEP	16,050	16,050	16,050	100.00
00129192	Reclaiming Streets for Pedestrians and Cyclists in Africa- Building	UNHABITAT	461,480	461,480	345,922	74.96
00129192	Reclaiming Streets for Pedestrians and Cyclists in Africa- Building	UNICEF	10,700	10,700	-	-
00129541	Road SafetyTF_2022 Secretariat	ECE	1,359,788	1,359,788	1,174,641	86.38
00133620	UN Road Safety Trust Fund Secretariat	ECE	1,457,800	1,457,800	1,059,434	72.67
00140099	Safe and Inclusive Road Design in Central Asia	ESCAP	500,000	500,000	166,205	33.24
00140100	Safe and Inclusive Road Design in Central Asia	ESCWA	405,452	405,452	213	0.05
00140102	Motorcycle Anti-Lock Braking System (ABS) Advocacy Campaign in the ASEAN	ECE	67,000	67,000	3,085	4.60
00140102	Motorcycle Anti-Lock Braking System (ABS) Advocacy Campaign in the ASEAN	ESCAP	133,000	133,000	40,730	30.62
00140104	A model building national capacity for road policing through the respective road safety mandates and mechanisms of select UN agencies	WHO	100,000	100,000	19,441	19.44
00140127	The Global Alliance of Cities for Road Safety (ACROS)	ECA	10,000	10,000	-	-
00140127	The Global Alliance of Cities for Road Safety (ACROS)	ESCWA	10,000	10,000	-	-



00140127	The Global Alliance of Cities for Road Safety (ACROS)	UNEP	30,000	30,000	-	-
00140127	The Global Alliance of Cities for Road Safety (ACROS)	UNHABITAT	450,000	450,000	252,796	56.18
00140146	Better Road Safety System in Bosnia and Herzegovina and Serbia	ECE	120,000	120,000	139,518	116.27
00140146	Better Road Safety System in Bosnia and Herzegovina and Serbia	WHO	220,000	220,000	12,931	5.88
00140147	Safer clean used vehicles in Africa and Asia	ECE	133,830	133,830	75,126	56.14
00140147	Safer clean used vehicles in Africa and Asia	UNEP	366,170	366,170	284,757	77.77
00140351	United Nations Road Safety Trust Fund Secretariat	ECE	1,350,800	1,350,800	1,115,025	82.55
00140693	Strengthening emergency care systems in the Americas	WHO	492,800	492,800	120,441	24.44
00140850	UN Road Safety Trust Fund Secretariat	ECE	1,350,800	1,350,850	-	-
00140878	Safer and Cleaner Used Vehicle for Latin America and the Caribbean	ECE	102,720	102,720	-	-
00140878	Safer and Cleaner Used Vehicle for Latin America and the Caribbean	ECLAC	102,720	102,720	-	-
00140878	Safer and Cleaner Used Vehicle for Latin America and the Caribbean	UNEP	294,560	294,560	30,309	10.29
Global and Interregional: Total			13,497,782	13,159,645	8,301,561	63.08

Iran (Islamic Republic of)						
00128732	Strengthening the capacity of Iranian National Road Safety Commission (NRSC) as the lead national road safety agency in Iran	ESCAP	205,440	205,440	19,077	9.29
Iran (Islamic Republic of): Total			205,440	205,440	19,077	9.29

Jamaica						
00140132	Safe System Approach Safer Roads in Jamaica	WHO	400,000	400,000	248,807	62.20
Jamaica: Total			400,000	400,000	248,807	62.20

Jordan						
00122758	Reducing road deaths and injuries in Jordan through increasing restraint use	ESCWA	267,550	267,550	173,115	64.70
Jordan: Total			267,550	267,550	173,115	64.70

Lao People's Democratic Republic (the)						
00122900	Improvement of driver licensing system in Lao	ESCAP	570,000	570,000	513,055	90.01
Lao People's Democratic Republic (the): Total			570,000	570,000	513,055	90.01

Nepal						
00140145	Road Safety Management in Nepal	ESCAP	53,500	53,500	30,520	57.05
00140145	Road Safety Management in Nepal	UNDP	246,500	246,500	120,028	48.69



Nepal: Total			300,000	300,000	150,547	50.18
--------------	--	--	---------	---------	---------	-------

Nigeria						
00140101	Safer Streets for Road Users in Nigeria	UNHABITAT	104,000	104,000	49,822	47.91
Nigeria: Total			104,000	104,000	49,822	47.91

Paraguay						
00128885	Safe and healthy cities for children and adolescents	UNICEF	500,000	500,000	498,604	99.72
Paraguay: Total			500,000	500,000	498,604	99.72

Philippines (the)						
00115702	Strengthening Speed Management in Philippines	ESCAP	198,546	184,951	184,951	100.00
00128738	Expanding Safe School Zone Models in selected highly urbanised cities in the Philippines	UNICEF	535,364	535,364	512,788	95.78
Philippines (the): Total			733,910	720,315	697,739	96.87

Rwanda						
00129193	Tuwurinde - Let's Protect the head (Rwanda)	ECA	211,721	211,721	195,467	92.32
00129193	Tuwurinde - Let's Protect the head (Rwanda)	ECE	88,275	88,275	6,730	7.62
Rwanda: Total			299,996	299,996	202,197	67.40

Senegal						
00140822	Senegal Ten Step Plan for Safer infrastructure	IRAP	500,000	250,000	22,586	9.03
Senegal: Total			500,000	250,000	22,586	9.03

Tanzania, United Republic of						
00123596	Ten Step Plan for Safer Road Infrastructure in Tanzania	ECA	480,000	470,761	470,767	100.00
00140635	Strengthening post-crash care in Tanzania	WHO	485,350	242,675	-	-
Tanzania, United Republic of: Total			965,350	713,436	470,767	65.99

Thailand						
00140103	Improve Motor 2 wheel Safety Thailand	ESCAP	307,000	307,000	1,921	0.63
00140103	Improve Motor 2 wheel Safety Thailand	UNHABITAT	46,500	46,500	-	-
00140103	Improve Motor 2 wheel Safety Thailand	WHO	46,500	46,500	-	-
Thailand: Total			400,000	400,000	1,921	0.48

Tunisia						
00125147	Transformative Actions for Safe motorcycles in Tunisia	ESCWA	317,284	317,284	238,268	75.10
Tunisia: Total			317,284	317,284	238,268	75.10



Uganda						
00125035	Strengthen Road Safety Management for evidence-based intervention through reliable road crash data, building capacity in research and monitoring evaluation	ECA	265,082	265,082	181,428	68.44
00140636	Strengthening post-crash care in Uganda, A pilot in an urban district, Mukono	UNICEF	399,452	279,616	3,167	1.13
00140636	Strengthening post-crash care in Uganda, A pilot in an urban district, Mukono	WHO	100,548	100,548	17	0.02
Uganda: Total			765,082	645,246	184,612	28.61
Viet Nam						
00140883	Safe School Zones in Viet Nam	AIPFOUND	400,000	400,000	-	-
00140883	Safe School Zones in Viet Nam	ESCAP	100,000	100,000	-	-
Viet Nam: Total			500,000	500,000	-	0.00
Zambia						
00120883	Safe Roads Zambia - Creating Cities for Non-motorized Transportation Users	UNDP	450,000	450,000	420,200	93.38
Zambia: Total			450,000	450,000	420,200	93.38
Grand Total			24,575,715	23,414,390	15,068,107	64.35



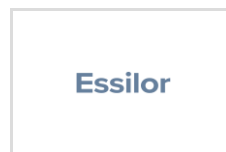
Contributors



Autoliv Inc.



Bridgestone
Corporation



Essilor



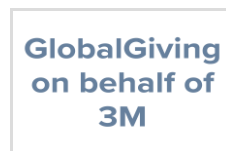
European Union



FIA Foundation



Fondazione
Unipolis



GlobalGiving on
behalf of 3M



Government of
Bahrain



Government of
Croatia



Government of
Cyprus



Government of
France, Agence
Française de
Développement



Government of
Germany



Government of
Hungary



Government of
Luxembourg




Government of
Mauritius



Government of
Monaco




Government of
Qatar



Government of
Russian Federation



Government of
Slovakia



Honda Motor Co.
Ltd



HUMDA - Hungarian
Motorsport and
Green Mobility
Development Agency




Keep Fighting
Foundation



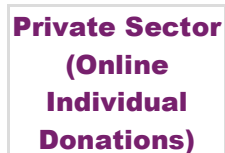
La Nuez
Audiovisual
Productions




Michelin Corporate
Foundation



Pirelli




Private Sector
(Online Individual
Donations)



Revel



Swiss Philanthropy
Foundation



TOTAL

UN Participating Organizations



Other Participating Organizations

AIP Found - Asia Injury
Prevention

IRAP (International Road
Assessment Programme)

