

2024 Annual Report

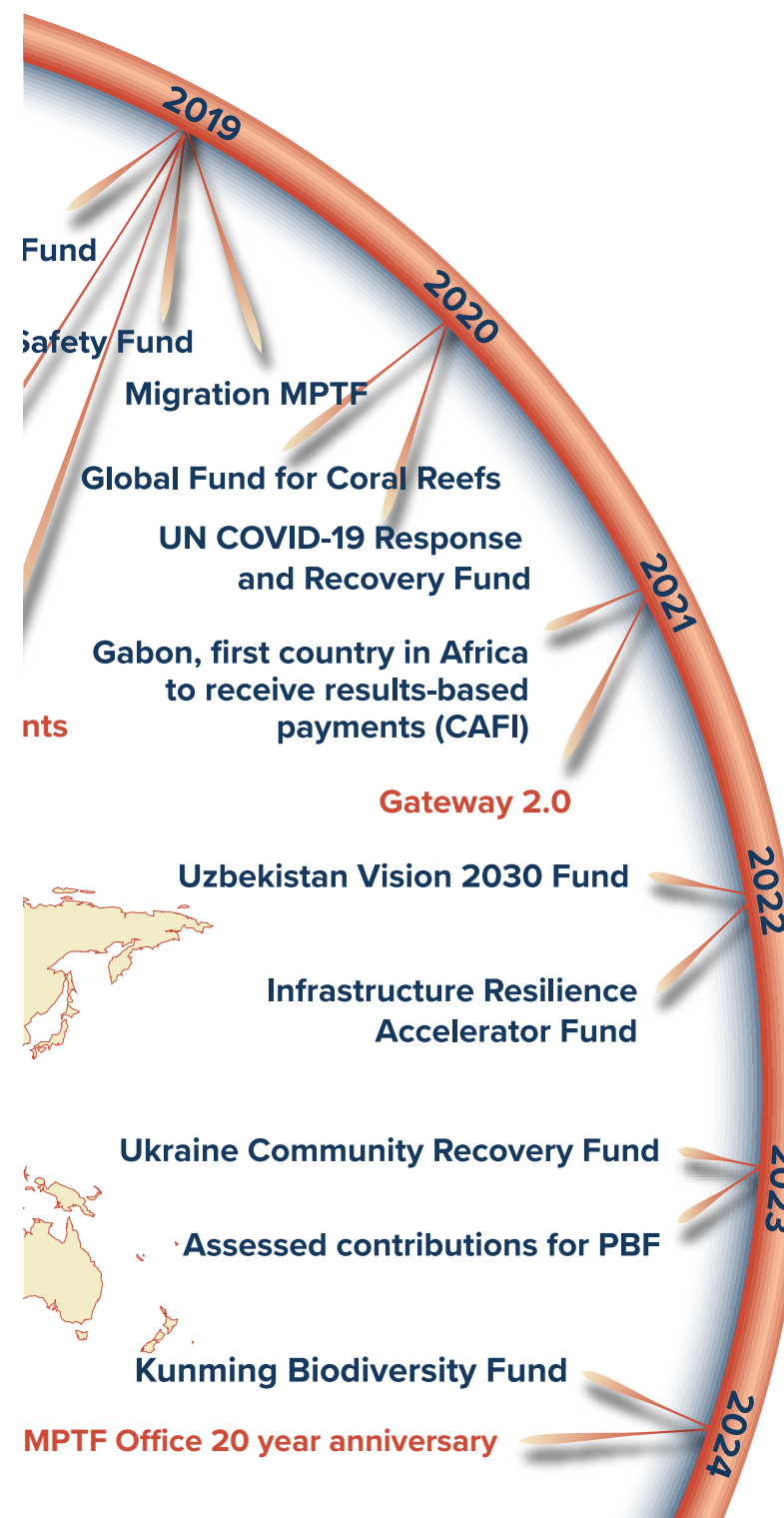
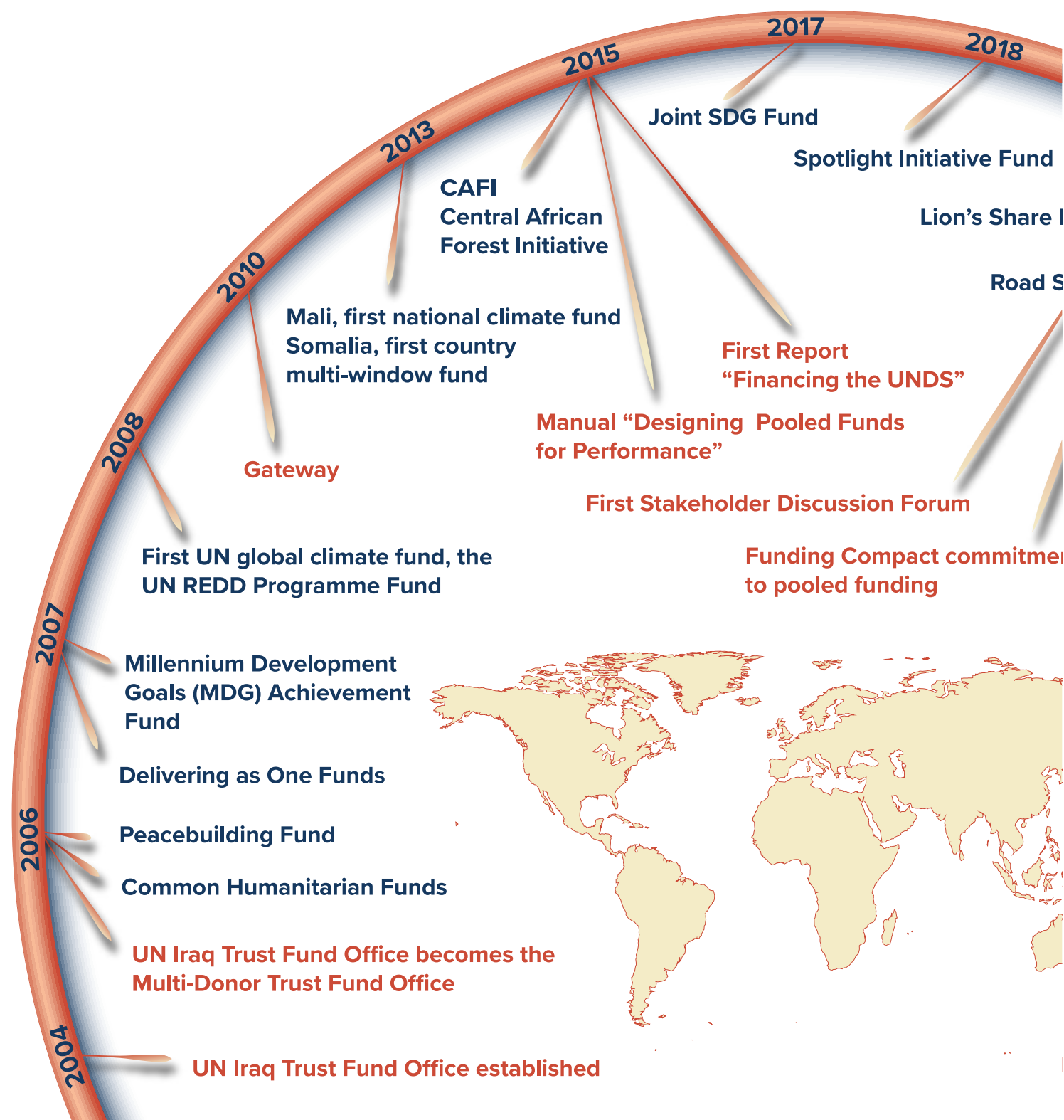


YEARS



**UN Multi-Partner
Trust Fund Office**

**The UN center of expertise on inter-agency pooled funding
instruments for achieving the Sustainable Development Goals**



UN Multi-Partner Trust Fund Office



2024 Annual Report
United Nations Multi-Partner Trust Fund Office

© 2025 UN MPTF Office. All rights reserved. May not be reproduced without written permission, except when citing and reposting a copy of this PDF document with appropriate attribution.

Sources: Unless noted, all information and data are courtesy of the UN Multi-Partner Trust Fund Office (MPTF Office).

All references to '\$' values should, unless indicated otherwise, be taken to be in United States dollars.

The views expressed in this publication are those of the authors and do not necessarily represent those of the United Nations, affiliated agencies, or Member States.

Author: UN MPTF Office
Text: Clemence Nyamandi
Editor: Rod Mamudi
Graphic Editor: Biljana Vasić
Icons: UNOCHA and the Noun Project

UN Multi-Partner Trust Fund Office

Milestones in 20 years of the Center of Expertise on UN Pooled Financing

Contributors

Results highlighted in this report would not have been possible without generous contributions to pooled funds administered by the MPTF Office. Contributors included Member States, foundations, multilateral institutions and the private sector.



Australia



Croatia



Ireland



Netherlands



Slovenia



United Nations*



Austria



Cyprus



Italy



New Zealand



Spain



Other*



Azerbaijan



Czechia



Japan



Norway



Sweden



Belgium



Denmark



Latvia



Peru



Switzerland



Canada



Estonia



Liechtenstein



Philippines



Thailand



Chile



European Union



Lithuania



Poland



Türkiye



China



Finland



Luxembourg



Portugal



United Arab Emirates

***Foundations:** Bill and Melinda Gates Foundation, CAN-Quebec Research Fund (FRQ), Cartier Philanthropy, Conrad N. Hilton Foundation, Ecobank Foundation, Fondazione Botnar, Fondazione Compagnia di San Paolo, Global Impact, Keep Fighting Foundation, Mohammed Bin Rashid Al Maktoum Global Initiatives, MySDG Foundation, Nordic Development Fund, UN Foundation/UN Partnership Office.

***Private sector:** Autoliv, Bridgestone Corporation, Honda Motor Co. Ltd, Michelin Corporate Foundation, Revel, Swisscontact.

***United nations:** UN MINUSMA, United Nations, United States Fund for UNICEF.

***Other:** Switzerland as custodian of recovered funds.



A member of the Women Entrepreneur Association of Bangladesh (WEAB), a local partner of the **United Nations Women's Peace and Humanitarian Fund (WPHF)** in Bangladesh, speaks about her work promoting the socio-economic recovery and leadership of displaced women and girls in Cox's Bazar.

© 2024 WPHF/MaBheW Rullo

Acronyms

Administrative Agent	AA
Central African Forest Initiative	CAFI
Chief Executives Board for Coordination	CEB
Country-Based Pooled Funds	CBPFs
Enterprise Resource Planning	ERP
European Union	EU
Food and Agriculture Organization of the United Nations	FAO
Fund Administration System	FAS
Gender-Based Violence	GBV
Gender Equality Marker	GEM
International Organization for Migration	IOM
Management and Accountability Framework	MAF
Memorandum of Understanding	MoU
Multi-Partner Trust Fund	MPTF
Non-Governmental Organization	NGO
Non-UN entity	NUNO
Participating UN Organization	PUNO
Quadrennial Comprehensive Policy Review	QCPR
Socio-Economic Response Plans	SERPs
Standard Administrative Agreement	SAA
Sustainable Development Goals	SDGs
Terms of Reference	ToR
United Nations	UN
United Nations Children’s Fund	UNICEF
United Nations Country Teams	UNCTs
United Nations Development Coordination Office	UNDCO
United Nations Development Programme	UNDP
United Nations Development System	UNDS
United Nations Evaluation Group	UNEG
United Nations High Commissioner for Human Rights	OHCHR
United Nations Office for the Coordination of Humanitarian Affairs	OCHA
United Nations Partnership for Persons with Disabilities	UNPRPD
United Nations Population Fund	UNFPA
United Nations Sustainable Development Cooperation Framework	UNSDCF
United Nations Sustainable Development Group	UNSDG
United Nations Volunteers	UNV
World Health Organization	WHO



UN Decade of Ecosystem Restoration -
The Mediterranean basin is the world’s second largest biodiversity hotspot, yet 16 per cent of its forest species are threatened with extinction, in part due to prolonged drought, extreme heat waves, and wildfires. The initiative is shifting away from a traditional focus on fighting wildfires and addressing their aftermath, towards prevention through better forest management.

© Celine Barakat / UNEP



JP Serbia Ending Violence and Empowering Change (EVEC) - As part of the campaign #ObustaviRad (Stop the work), a performance took place on October 29 in Knez Mihailova Street in Belgrade to mark International Day of Care and Support, October 2024. The campaign reached over six million people, challenging traditional gender roles and raising awareness about unpaid care work and women's disproportionate caregiving burden.
©UNDP Serbia

TABLE OF CONTENTS

Foreword	10
Fast Facts	12
1 MPTF Office pooled financing Administrative Agent services	14
2 Global Financial Context	18
2.1 The policy landscape for pooled financing	18
2.2 Resources through the UN Inter-agency pooled financing	18
3 Key trends in the MPTFO portfolio in 2024	22
3.1. Global and regional Multi-Partner Trust Funds	24
3.2. Country-level Multi-Partner Trust Funds	26
3.3. Joint Programmes	28
4 MPTFO Fund Highlights	30
4.1. Selected Funds administered by MPTFO in 2024	30
4.2. Funds established in 2024	40
5 Pooled funding partnerships and portfolio engagement	42
5.1. Contributors	44
5.2. Participating organizations	47
5.3. Programme countries and regions	49
6 MPTFO operational performance and financial resource management	52
6.1. MPTFO strategic objectives	52
6.2. MPTFO Operational Resources	53
6.3. Operational performance	55
7 Portfolio and partner data annexes	58

Foreword

In a year marked by overlapping crises and persistent financial pressures, the UN Multi-Partner Trust Fund Office (MPTFO) continued to serve as the UN’s center of expertise in inter-agency pooled funding. The underlying premise of pooled funding is a recognition that some challenges cannot be met, let alone overcome, by individual action, and that human dignity realized through sustainable development will only be achieved when we work together.

In 2024, UN inter-agency pooled funds played a crucial role in providing strategic, predictable, and flexible non-core funding to deliver timely, coordinated responses to global needs. This is the fundamental goal of pooled funding, underscored by MPTFO’s commitment to continue building trust with our partners through efficiency, accountability, and innovation.

1. **EFFICIENCY at scale**

The Office, marking its 20th year in 2024, transferred \$1.1 billion to participating UN and non-UN entities in 2024, supporting development, climate and environment, and peace and transition outcomes aligned with the SDGs. Resources from MPTFO-administered funds reached 116 programme countries, supporting joint action by 41 different UN entities and 73 non-UN participating organizations. In terms of resources received, a total of 71 contributors provided resources to MPTFO-administered funds, with 2024 deposits reaching \$910 million.

2. **ACCOUNTABILITY through transparency**

Timely and accurate financial transactions underscore the MPTFO’s commitment to all partners, with 93% of transfers processed within five working days of receiving the request. The MPTFO ‘Gateway’ website mptf.undp.org continued to provide partners with a comprehensive digital platform for fund administration, as well as real-time financial data: an unparalleled standard of transparency and accountability. And in 2024, the MPTFO, with the Dag Hammarskjöld Foundation, released the 10th edition of the Financing the UN Development System report: the only

consolidated overview of revenues and expenditures across the UN system, with data on allocations by function, geographical scope, and SDGs.

3. **INNOVATION for sustainable development**

Innovations in UN pooled funds are re-shaping development and humanitarian financing through a proactive approach that emphasizes flexibility and adaptability to respond to contextual needs and to enhance effectiveness. To take just a few examples, the **Systematic Observations Financing Facility (SOFF)**, collating critical climate data to boost early-warning systems and help saving lives, entered into new agreements with several multilateral development banks, leveraging the reach of the fund for bolder outcomes. The **Complex Risk Analytics Fund (CRAF’d)** began exploring how data analytics and artificial intelligence (AI) can help global partners to anticipate better, prevent, and respond to complex risks. This effort is helping partners shape close to \$12 billion in crisis response, so that it arrives earlier and faster for those that need it most. And the **Uzbekistan Vision 2030 Fund** made further progress piloting its new approach to constructive asset restitution, with recovered assets put toward sustainable development outcomes.

How are we making progress? In short, it is with you, our partners. And this is what we hope to make clear over the course of this report.

The report begins with an overview of the **MPTFO pooled financing administra-**

tive agent services, followed by a **Global Financial Context** that looks at the broader financing picture, the role played by pooled funding, and the overall policy environment that keeps pooled funding grounded in robust UNSDG standards, agreed with Member States.

The next chapter focuses on the **Key trends in MPTFO portfolio in 2024**, followed by a deep dive into **highlights of selected funds administered by the MPTFO**, as well as several of the instruments set up in 2024: looking at their accomplishments over the year, and how the pooled funding model has enabled sustainable development results.

The fifth chapter takes a closer look at **how partners engage with the MPTFO** and how these partnerships enable development results.

The final chapter examines **MPTFO’s operational performance** to ensure we are maintaining the highest standards of fiduciary responsibility for our partners so that they—and you— can focus on delivering sustainable development for all.

On behalf of the team at MPTFO, I would like to express our deep gratitude for your strong collaboration and look forward to our continued partnership in delivering pooled financing services that are effective, efficient and adaptable to emerging needs.

The achievements over the last twenty years represent a legacy that belongs to us all.

Now, on to the next. And to quote one former Secretary-General: *‘For all that has been, thanks. For all that will be, yes.’*

Alain Noudéhou
Executive Director of the
UN Multi-Partner Trust Fund Office



Nature4Health (N4H) - The Western Region of Ghana has rich biodiversity but is home to several gold mines, large cocoa, oil palm and rubber plantations. Extractive industries threaten biodiversity and put humans, wildlife, and domestic animals in contact, potentially increasing zoonotic spillover risk. N4H conducted a systemic inquiry to outline a plan to reduce the risk of pandemics with preventative health initiatives.
©Robin Breen, EcoHealth Alliance, Ghana

Fast facts

A summary of MPTF Office portfolio data from 2024

1

Worldwide impact

116 programme countries received resources for implementation to respond to development, climate, humanitarian, and peacebuilding challenges.

2

Green action

\$274 million in climate and environment funds were transferred to partners to support forestation, biodiversity, the green economy, and climate adaptation and early warning systems in 2024.

7

Co-creating innovative financial instruments

22 new UN inter-agency pooled funds were designed and established to promote joint action on a variety of high-impact areas, including risk data, and biodiversity.

8

Supporting broad coalitions of partners

Over 200 partners, contributors, and Member States engaged directly in pooled funding.

3

Gender equality is non-negotiable

Gender equality markers are integrated into the MPTFO fund management platform, which is used by a growing number of pooled funds.

4

Diversifying resources from contributors

20 non-traditional contributors, including partners from the private sector, foundations, and civil society, helped expand stakeholder networks and widen the contributor base.

9

High-quality fund administration services and timely disbursements

93% of the funds were transferred within five days of receiving the Fund Transfer Request.

5

Advancing UN Reform

41 UN organizations collaborated on Joint Programmes around the world.

6

Expanding stakeholder engagement

83 non-UN entities were directly involved in implementing programmes on multi-sector issues.

1

MPTFO pooled financing Administrative Agent services

The Multi-Partner Trust Fund (MPTF) Office provides fund design and administration services to United Nations (UN) entities, national governments, and other development and humanitarian partners. These integrated “Administrative Agent” (AA) services are administered across the life cycle of pooled funds, from inception to closure, with the MPTFO acting as an impartial, independent, and professionally dedicated AA firewalled from implementing entities to ensure proper checks and balances.

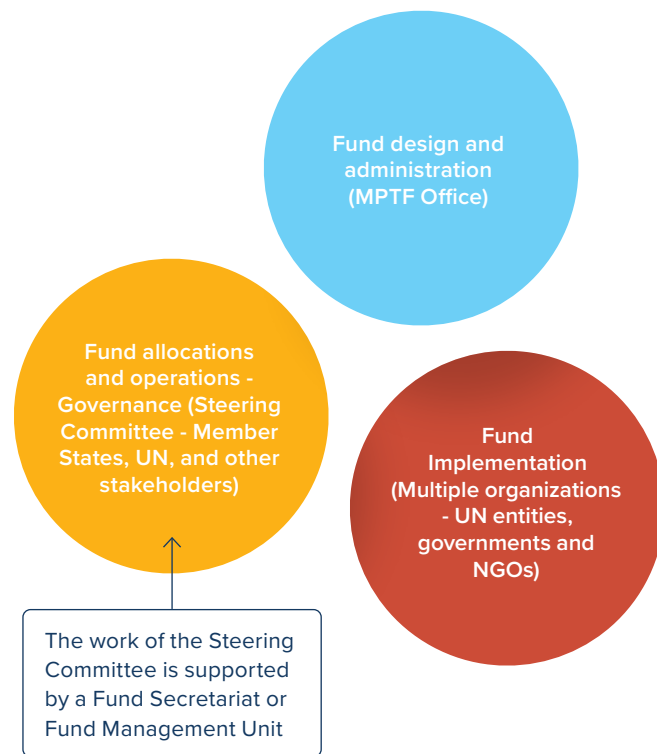


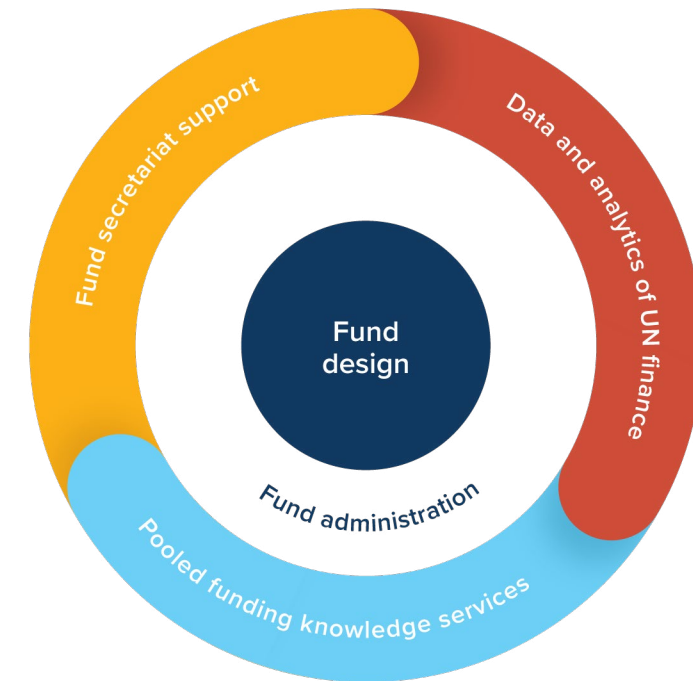
Figure 1:

Three roles in pooled fund management
For UN inter-agency pooled funds administered by the MPTFO, the AA function is performed separately from the governance, management, and implementation functions of the pooled funds. As shown in Figure 1, the three critical roles in pooled fund management include **fund design and administration** and related functions (the MPTFO's role, as detailed in the section below regarding MPTFO Pooled Funding Service Platform), **fund allocation and governance** (led by a Steering Committee), and **fund implementation**.

UN inter-agency pooled funds use a pass-through model aligned with UN Sustainable Development Group (UNSDG) governance mechanisms. Donor contributions are pooled and held in trust by an AA and subsequently allocated to participating UN organizations (PUNOs) for implementation at the direction of the Steering Committee. Each PUNO uses its own procedures, while programmatic and financial accountability lies with them and their national or subnational partners.

Figure 2:

MPTF Office Pooled Funding Service Platform



The MPTFO's service delivery model encompasses fund design, administration, secretariat support, knowledge management, and data.

- **Design** guidance is provided at the early stage of fund creation, supporting the development of concept notes and Terms of Reference. It includes translating fund goals and theory of change into a results matrix, advising on financial sustainability, innovative financing, and governance options. The service also ensures quality assurance and offers guidance on aligning with SDGs, legal frameworks, and management structures.
- **Fund administration** involves fiduciary oversight, risk management, and standardized contribution agreements. It covers daily operations, treasury and investment management, fund disbursement, and financial reporting. It also includes monitoring fund use, supporting governance decisions, project closure, and enabling transparent, real-time fund management through digital platforms.
- **Fund secretariat support** includes MPTFO guidance (e.g., tools and templates) guidance once a fund is established, and during transitions from fund design to the launch and operationalization phases of new funds. The MPTFO also administratively hosts secretariats and management units for some flagship initiatives.
- **Data and analytics** are increasingly in demand. The MPTFO provides analytics on UN financing and on-demand analysis of the financial landscape for UN partners to explore the added value of new financing mechanisms. Specialists and portfolio managers collaborate with partners across the UN system to promote common data standards, enhance transparency, and facilitate the tracking of pooled financing contributions.



2

Global Financial Context

In the words of the Secretary-General, Antonio Guterres, the 2024 Sustainable Development Goals Report makes 'for sobering reading'. At best, 17% of SDGs are currently on track.

The estimates in the 2024 Financing for Sustainable Development Report place the annual investment gap in developing countries somewhere between \$2.5 trillion and \$4 trillion, annually; up significantly from pre-pandemic levels.

In 2023 (the latest full year of validated figures), Official Development Assistance (ODA) provided by members of the OECD

Development Assistance Committee (DAC) reached a record high of \$223.3 billion; a positive sign. Together with contributions from non-DAC members and philanthropic foundations that voluntarily reported to the OECD, combined ODA financial flows approached \$250 billion. But this remains just a small fraction of the investment needed to achieve the SDGs by 2030.

And financing to the UN in 2023 represented a smaller fraction still, with preliminary figures indicating revenues of \$67.6 billion across the system. Within this, UN pooled funding came to \$2.8 billion, of which the MPTFO portfolio was a little over a third.

These resource flows, dwarfed by growing needs, continue to play a critical role in development, particularly in Least Developed Countries (LDCs). But they will achieve the most when they function as catalysts: bringing partners together in broad coalitions to mobilize resources from all sources of finance, public and private, domestic and international, to begin to meet the 'SDG gap'.

This is arguably why pooled funding has become such a focus for discussions at the UN over the last several years.

2.1. The policy landscape for pooled financing

Since the 2018 UN General Assembly Resolution on the Repositioning of the UN Development System (UNDS), the policy landscape has evolved to increasingly encourage UN inter-agency pooled funding.

Valued for its flexibility, transparency, and impact, pooled funding remains grounded in robust UNSDG policy standards, agreed with and endorsed by Member States through several processes:

- the Funding Compact 2.0,
- Quadrennial Comprehensive Policy Review (QCPR).
- and the Management and Accountability Framework for the UN Development and Resident Coordinator Systems (MAF).

The UN General Assembly adopted [Resolution A/RES/72/279 on repositioning the UNDS in May 2018](#), marking a major step forward in the UNDS reform process. In response to requests to improve the quality of financing to the UN, one specific reform outcome at the time was to double the proportion of UN inter-agency pooled funds. This included identifying more effective ways to support countries in aligning 2030 Agenda commitments with national priorities in a coherent and integrated manner.

Subsequently, the [Funding Compact, adopted in 2019 and updated in 2024](#), highlighted the need to effectively fund a repositioned UNDS amid declining core resources, funding unpredictability, and an increasing share of tightly earmarked funds for specific activities. The 2024 iteration of the Funding Compact 2.0 (adopted by the UN Economic and Social Council in July 2024) contained a series of commitments between the UN and Member States to raise the quality of funding for UNDS delivery of development assistance, including eight targets on UN interagency pooled funds.

- **Member States** agreed to increase contributions to UN inter-agency pooled funds to enhance the collective results of the UNDS at all levels. The Funding Compact established a target for Member States to provide 30% of non-core contributions for development activities through UN inter-agency pooled funds by 2027. UN Member States committed to boosting the number of contributors to the pooled fund and supporting two flagship funds: the Joint SDG Fund and the Secretary-General's Peacebuilding Fund. Member states further set an annual target of \$800 million for contributions to development-related country-level

Multi-Partner Trust Funds (MPTFs) that support Cooperation Frameworks.

- **The UN committed** to increasing efficiency and effectiveness by using development-related UN inter-agency pooled funds. Funding Compact requirements outlined a set of common management features to improve the efficiency and effectiveness of development-related UN inter-agency pooled funds, including expanding commitments on evaluations and cultivating funding from non-Member States.

The revitalized Funding Compact 2.0 holds significant potential for enhancing development outcomes by prioritizing strategic engagement at the country level, expanding funding flexibility, and fostering greater trust among partners through transparency.

In 2024, the General Assembly adopted the latest iteration of the [QCPR resolution \(A/RES/79/226\)](#), which guides the UNDS over the next four years (2025-2028). Moving forward, the implementation of the 2024 QCPR resolution will continue to be tracked through the Secretary-General's annual report on the QCPR and the QCPR Monitoring Framework, which includes

specific indicators for UN inter-agency pooled funds, including those related to the Funding Compact 2.0. See IN-DEPTH on Pooled Funding Progress Towards the QCPR and Funding Compact.

The [MAF developed by the UNSDG in 2019 and updated in 2021](#), sets out man-

agement and accountability standards for UN Country Teams (UNCTs), particularly regarding Joint Programmes (JPs) and UN inter-agency pooled funds. In 2024, the UN Office of Internal Oversight Services (OIOS) evaluated the Resident Coordinator (RC) system, finding that inter-agency pooled funds, such as the Joint SDG Fund,

were key enablers of integrated UN policy advice at the country level. These funds improved intra-agency accountability, simplified donor engagement, and supported a One-UN approach. Additionally, joint programmes empowered RCs to coordinate multiple agencies and foster collaboration within UNCTs.

2.2. Resources through the UN Inter-agency pooled financing

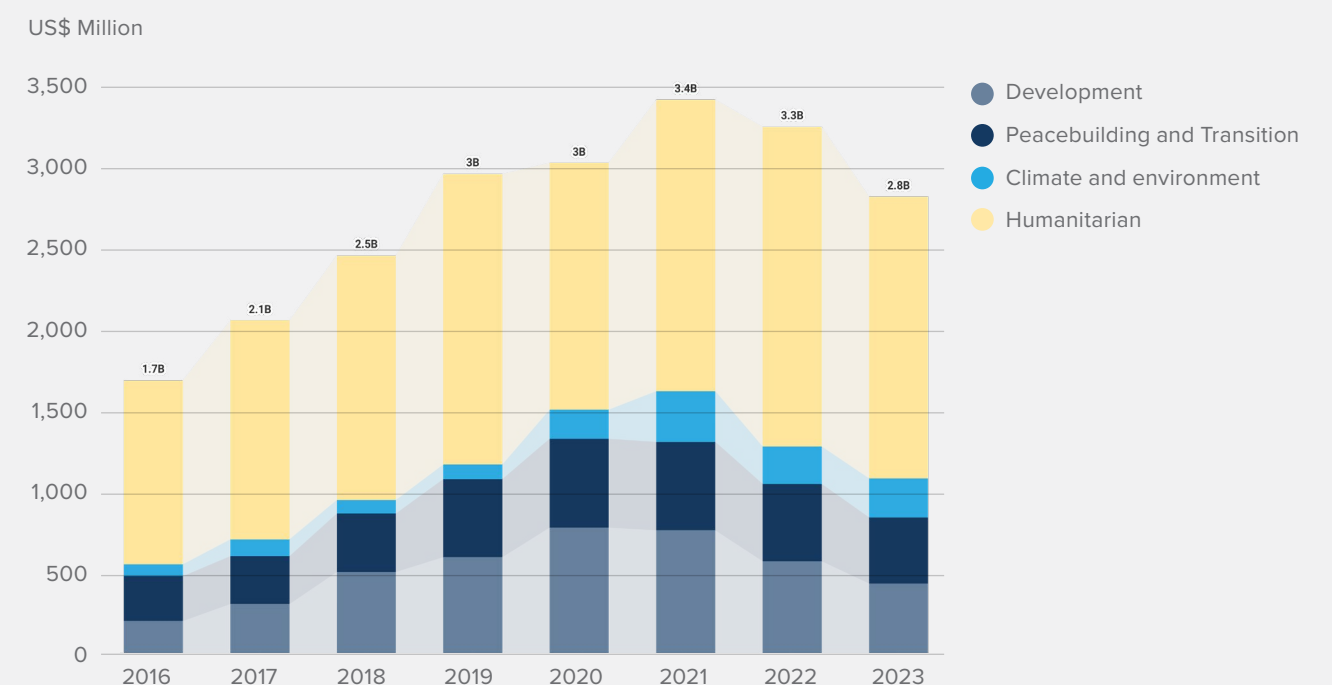
In 2024, the MPTFO continued its engagement in shaping the policy environment for UN inter-agency pooled funds by promoting pooled funds as key tools for advancing the SDGs. Through active participation in major global forums—including the UN ECOSOC Operational Activities Segment, the Summit of the Future, the Convention on Biological Diversity (CBD) and its Conferences of the Parties (COP16 and COP29) the MPTFO together with its partners highlighted the strategic value of pooled funds in enhancing UN coherence and efficiency, supporting global priorities like the Global Digital Compact, and driving climate and biodiversity action. These efforts underscore the growing recognition of pooled funding as a vital mechanism for effective and efficient delivery of unified, impactful UN responses.

Based on the latest UN official data on financing the UN system and 2023 data from the UN inter-agency pooled fund database (also including funds not administered by the MPTFO), UN pooled funds mobilized an estimated **\$2.8 billion, representing a 13.2% decrease from 2022**. In 2023, 61.6% of UN inter-agency pooled funds were allocated to humanitarian assistance, while 38.4% supported development-related initiatives, including funds for development (15.4%), peace and transition (14.5%), and climate and environment (8.5%).

Financing for development-related (including all three of the sub-categories outlined above) UN inter-agency pooled funds increased from \$551.5 million in 2016 to \$1.6 billion in 2021, reaching \$1.3 billion by

the end of 2023. This represented 8.1% of all non-core funding to UN development activities and 13.1% of non-core contributions for development activities provided by Member States through UN inter-agency pooled funds. The Funding Compact agreed in 2024 aims to increase this share to 30% by 2027. In 2023, 26 Member States allocated at least 10% of their non-core resources to UN operational activities through UN inter-agency pooled funds, with 12 of them ranking among the top 20 contributors to the UN system

Graph 1:
Deposits to UN inter-agency pooled funds, 2016-2023 (including funds not administered by the MPTFO)



IN-DEPTH

Progress towards the Quadrennial Comprehensive Policy Review (QCPR) and Funding Compact in 2024

This section examines some QCPR indicators related to inter-agency pooled funds. It provides an overview of achievements as reported in the Secretary General's Report on the Implementation of the QCPR since 2022.

Data indicates the progress towards non-core resources and collaborative activities and programmes as outlined in the QCPR 2021-2024 Monitoring Framework. Despite notable progress in some areas, they remain considerably below the QCPR targets.

Table 1: Progress in key pooled funding-related indicators included in the 2021-2024 QCPR monitoring framework¹

#	Indicator	OP	Baseline value and year	Target(s)	SGR[2] 2022 value and year	SGR 2023 value and year	SGR 2024 value and year	Data Source
4.2.6	Percentage of programme countries where: i. Over 10% ii. Over 15% iii. Over 20% of non-core resources are channeled through interagency pooled funds	46	i. 14.1% ii. 6.1% iii. 2.5% (2018)		i. 17.8% ii. 8.6% iii. 3.7% (2020)	i. 25.9% ii. 14.2% iii. 7.4% (2021)	i. 30.2% ii. 17.3% iii. 10.5% (2022)	DESA/OISC
4.5.9	Percentage of UNSDG entities with at least 15% of noncore development-related expenditures constituting part of a joint activity	63	31% (2017)	75% (2021)	32% (2020)	42% (2021)	28% (2022)	DESA (HQ survey)
4.5.12	Percentage of UNCTs that have at least one active joint programme (expended resources in the past year)	63	64% (2020)	90% (2024)	78% (2021)	88% (2022)	87% (2023)	UNDCO
4.5.13	Total budget of all active joint programmes	63	\$3.4 billion (400 active JPs) (2020)		\$4.7 billion (571 active JPs) (2021)	\$5.2 billion (729 active JPs) (2022)	\$5 billion (673 active JPs) (2023)	UNDCO
4.5.14	UNSDG Joint Programme guidance from 2014 updated (yes/no; date)	96	No (2020)	Yes (2022)	No (2022)	Yes (2022)	Yes (2023)	UNDCO

From 2020 to 2024, most pooled funding-related indicators in the 2021–2024 QCPR monitoring framework showed clear improvement, particularly those tied to joint programming. Overall progress was strong, with most targets met or nearly achieved, except for Indicator 4.5.9 (percentage of non-core development-related expenditures), which declined and fell short of its target.

The total budget of all active JPs increased from \$3.4 billion in 2020 to \$5 billion by 2023. While JPs are funded using various modalities, a significant number are funded through UN-pooled funds. Overall, UNDS entities and UNCTs made significant progress in channeling non-core resources, engaging in joint activities, and funding JPs.



DRC Fonds National REDD (FONAREDD) - Masolela Masudi is one of the beneficiaries for the implementation of agroforestry activities in the village of Fataki (Pangi Territory, Maniema Province). With the programme's support, he successfully transformed a degraded area into agricultural land.
© FONAREDD

¹ Source: QCPR Monitoring Framework, 2021-24
<https://ecosoc.un.org/en/what-we-do/oas-qcpr/quick-links/qcpr-monitoring-framework-2021-24>
² Secretary General's Report on the Implementation of the QCPR, 2024

3

Key trends in the MPTFO portfolio in 2024

The MPTFO continued to solidify its role as a center of expertise in UN inter-agency pooled funds, facilitating collaboration within and beyond the UN system. The Office administered global and regional MPTFs, country-level funds, and JPs structured around four broad areas of action: development, peace and transition, humanitarian, and climate and environment. MPTFO-administered funds provided flexible resources

for projects at the intersection of humanitarian, development, and peace, thereby enhancing collaboration and cooperation. Over the past several years, the MPTFO has supported its partners in creating an enhanced, strategic portfolio with a diversified contributor base. In 2024, the MPTFO supported participating organizations in establishing 22 new UN inter-agency pooled

funds, including MPTFs and JPs (Table 2). A total of 135 funds were active during the year. Over the last eight years, 76 funds have been financially closed and 68 operationally closed, reflecting the MPTFO's dedication to maintaining effective fund management and administration throughout the entire pooled fund life cycle.

Table 2: Summary of MPTFO portfolio of funds

MPTFs portfolio	2017	2018	2019	2020	2021	2022	2023	2024
Newly established (during the calendar year)	9	16	10	4	18	9	10	12
Ongoing from previous years (as of year-end)	51	46	59	67	69	79	85	94
Operationally closed (as of year-end)	26	34	28	20	26	26	28	29
Financially closed (as of year-end)	9	15	24	33	35	37	37	38

Joint programme portfolio	2017	2018	2019	2020	2021	2022	2023	2024
Newly established (during the calendar year)	4	9	9	8	13	6	9	10
Ongoing from previous years (as of year-end)	17	15	22	29	34	36	35	41
Operationally closed (as of year-end)	34	31	28	21	24	36	39	39
Financially closed (as of year-end)	10	19	24	33	34	35	37	38

Note: Figures between 2020 and 2023 were adjusted compared to previous reports following an update to the MPTFO Fund Administration System.



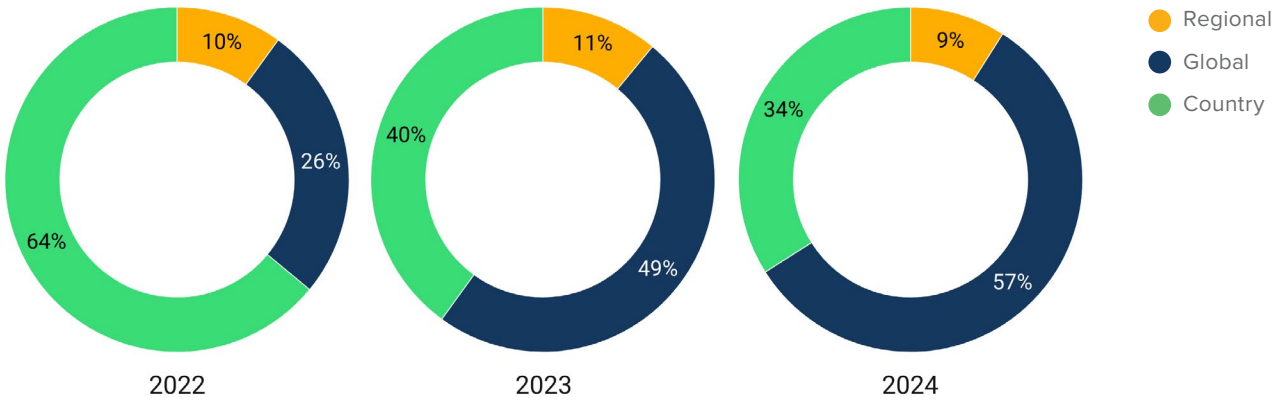
Global Fund for Coral Reefs (GFCR) - Funding in the MAR region supported growth of a robust pipeline including more than 20 reef-positive market initiatives spanning sectors including aquaculture, sustainable fishing, blue carbon credits, and seaweed farming.
© Amy Jones

In 2024, 57% of deposits to the MPTFO portfolio were directed to global funds, while country-level pooled funds accounted for 34%, as shown in Figure 3. The decline in the share of country-level deposits is primarily due to the transfer of six humanitarian coun-

try-based pooled funds (CBPFs) to OCHA, which began in 2023. Of note, excluding these six CBPFs, country-level pooled funds actually saw a 10% increase in deposits compared to 2023. The continued capitali-

sation of country pooled funds reinforces the Funding Compact's central objectives of promoting greater coherence among UN agencies and improving the effectiveness of development efforts aligned with national priorities. Regional funds maintained nearly the same proportions since 2022.

Figure 3: Proportion of deposits to MPTFO-administered funds by geographic scope



3.1. Global and regional Multi-Partner Trust Funds

Global and regional funds bring together the UN and various partners, enabling stakeholders to address multi-country challenges that a single country cannot tackle alone. Some, like the Joint SGD Fund, work across all development goals in multiple countries,

while others bring together multiple stakeholders to address common challenges. In 2024, at the request of UN organizations, the MPTFO introduced four new global MPTFs and one regional fund to its portfolio.

Deposits towards global and regional MPTFs increased by 30%, from \$533.8 million in 2022 to \$570.2 million in 2023 and then to \$601 million in 2024. By the end of 2024, the

29 global and five regional funds accounted for 66 % of the total capitalization of all funds administered by the MPTFO, an increase from 60% in 2023. These global and regional MPTFs are essential tools for stakeholders to tackle cross-border challenges, enhancing coherence across the UN system, and enabling flexible, strategic, and scalable innovative solutions.

Table 3: Deposits to MPTFO-administered global funds in 2024 (US\$)

	Fund	Thematic Scope	Deposits in 2024	# of Contributors
1	Peacebuilding Fund	Peace and Transition	125,606,054	32
2	Joint SDG Fund	Development	89,797,163	11
3	Women's Peace and Humanitarian Fund	Peace and Transition	65,975,338	19
4	UN-REDD Programme Fund	Climate and Environment	40,095,260	4
5	Systematic Observations Financing Facility	Climate and Environment	31,786,878	9
6	Global Fund for Coral Reefs	Climate and Environment	20,392,060	6
7	NBSAP Accelerator Action Account MPTF	Climate and Environment	20,264,400	1
8	UNPRPD Multi-Partner Trust Fund	Development	17,903,511	9
9	Migration Multi-Partner Trust Fund	Development	15,127,114	8
10	Conflict-Related Sexual Violence MPTF	Peace and Transition	11,876,347	16
11	Spotlight Initiative 2.0 Fund	Development	11,780,018	4
12	Complex Risk Analytics Fund	Peace and Transition	10,295,192	4
13	Leaving No One Behind - IDS Fund	Development	9,551,408	3
14	Kunming Biodiversity Fund	Climate and Environment	6,971,531	1
15	Economic Empowerment of Rural Women	Development	6,211,331	4
16	Antimicrobial Resistance Multi-Partner Trust Fund	Development	5,801,577	4
17	UN Global Pulse Network	Development	5,486,835	3
18	Digital Cooperation Fund	Development	5,469,842	10
19	United Nations Road Safety Trust Fund	Development	3,843,255	9
20	Elsie Initiative Fund	Peace and Transition	3,637,606	5
21	Human Rights Mainstreaming Fund	Development	2,747,379	1
22	Infrastructure Resilience Accelerator Fund (IRAF)	Climate and Environment	2,641,784	1
23	NCD MPTF (Health4Life Fund)	Development	2,247,285	2
24	Partnership for Action on Green Economy	Climate and Environment	1,611,332	2
25	UN Decade on Ecosystem Restoration	Climate and Environment	1,415,690	1
26	The Nature Facility	Climate and Environment	1,000,000	1
27	UNITLIFE Trust Fund	Climate and Environment	768,597	2
28	Working for Health Multi-Partner Trust Fund	Development	500,000	1
29	Generation Unlimited	Development	424,188	1
	Grand total		521,228,976	



The **Western Balkans SALW Control MPTF** - An expert from Montenegro's Forensic Center using a Raman instrument for the rapid identification of explosives. Specialized equipment and comprehensive support by UNDP Montenegro are advancing forensic capacities of the Police Directorate of Montenegro.

© UNDP Montenegro
Photo: Ivan Mandic (www.mediatag.me)

In 2024, the Peacebuilding Fund, Joint SDG Fund, Women's Peace and Humanitarian Fund, UN-REDD Programme Fund, and the Systematic Observations Financing Facility (SOFF) received the highest deposits among global funds, as shown in Table 3. The National Biodiversity Strategies and Action Plans (NBSAP) Accelerator Action Account MPTF, Spotlight Initiative 2.0 Fund, and Kunming Biodiversity Fund were established in 2024, with a combined capitalization of \$39

million. The 2024 financial data demonstrate the continued importance of pooled financing in supporting cross-sector integration at the country level.

In 2024, the MPTFO portfolio received deposits into five regional funds totaling \$79.8 million, representing 9% of the portfolio, as shown in Table 4. At the regional level, the Central African Forest Initiative (CAFI) had deposits of \$69.5 million from eight

contributors, reflecting continued and substantial support for the Fund. The UN Special Programme for Economies of Central Asia (SPECA) is a new and unique regional Fund established in 2024 with a capitalization of \$3.5 million. The Fund demonstrates the uniqueness and agility of the pooled funding mechanism to enable regional stakeholders to operationalize stronger cooperation and integration amongst members in support of SDG achievement.

Table 4: Deposits to MPTFO-administered regional funds in 2024 (US\$)

	Fund	Thematic Scope	Deposits in 2024	# of Contributors
1	Central African Forest Initiative	Climate and environment	69,468,886	8
2	United Nations Special Programme for Economies of Central Asia - SPECA MPTF	Development	3,500,000	1
3	Pacific Insurance and Climate Adaptation Programme (PICAP)	Development	2,935,926	2
4	JP Pacific Digital Economy Programme	Development	2,886,561	2
5	Western Balkans SALW Control Roadmap MPTF	Peace and transition	995,627	3
	Grand Total		79,787,000	



3.2. Country-level Multi-Partner Trust Funds

In 2024, country-level pooled funds were a critical component of the UN's financing architecture, channeling both development and humanitarian resources to support national priorities. The RCs play a key role in defining and prioritizing funding while utilizing the expertise and resources of the UNCT to support national development priorities,

including activities related to the humanitarian-peace-development nexus. Of note, country-level funds are accessible to non-UN organizations (NUNOs) and members of the UNSDG, enabling them to collaborate on initiatives that align with the strategic goals set forth in the UN Sustainable Development Cooperation Framework (UNSDCF) and national development agendas.

In 2024, deposits to 30 country-level pooled funds totaled \$236.6 million, covering

peace and transition, development, and humanitarian funds, as shown in Table 5. Six humanitarian funds transitioned from MPTFO to OCHA, and the largest share (50%) of country-pooled funds administered by the MPTFO was comprised of development funds. Country-level pooled funds have been instrumental in advancing more effective delivery of development outcomes aligned with national priorities, while fostering collaboration and strengthening mutual accountability.



South Sudan RSRTF - Livestock diseases pose a challenge for the traditional herding tribes in South Sudan. RSRTF provides traditional livestock-keepers veterinary training and support to protect their livelihoods and lessen area-based conflicts. The photo was taken in Bor.
© South Sudan RSRTF

Table 5: Deposits to MPTFO-administered country-level pooled funds in 2024 (US\$)

	Fund	Thematic Scope	Deposits in 2024	# of Contributors
1	Papua New Guinea UN Country Fund II	Development	39,975,260	2
2	Special Trust Fund for Afghanistan	Peace and Transition	36,920,750	8
3	Somalia Joint Fund	Peace and Transition	28,612,788	6
4	South Sudan RSRTF	Peace and Transition	22,264,334	3
5	Nepal SDCF Fund	Development	16,357,808	2
6	SDG Multi-Partner Trust Fund Kenya	Development	12,284,420	5
7	Trust Fund for Peace in Colombia	Peace and Transition	10,740,500	7
8	Tanzania SDG Fund	Development	7,199,135	2
9	Burundi Multi-Partner Trust Fund	Development	6,315,006	3
10	Ukraine Community Recovery Fund	Development	5,820,518	1
11	South Sudan Humanitarian Fund	Humanitarian	5,710,311	2
12	Moldova 2030 Partnerships Fund Phase II	Development	5,604,371	2
13	Albania SDG Fund II	Development	5,433,946	3
14	Malawi SDG Acceleration Fund	Development	5,339,317	1
15	Afghanistan Humanitarian Fund	Humanitarian	4,003,695	1
16	Malaysia-UN SDG Trust Fund	Development	3,600,000	1
17	Cabo Verde 2030 Acceleration Fund	Development	3,291,582	1
18	Trust Fund For Stabilization and Resilience in Mali (SRM Fund)	Peace and Transition	2,569,500	1
19	Fonds Fiduciaire Multi-donateurs pour la Jeunesse et Emploi en Tunisie	Development	2,518,875	1
20	Central African Republic Humanitarian Fund	Humanitarian	2,190,818	1
21	DRC Humanitarian Fund	Humanitarian	2,190,818	1
22	UN Vietnam Pooled Fund	Development	1,236,837	1
23	Moldova 2030 SDGs Partnership	Development	1,192,799	1
24	Somalia Humanitarian Fund	Humanitarian	1,095,409	1
25	Sudan Humanitarian Fund	Humanitarian	1,095,409	1
26	DRC Fonds National REDD	Climate and Environment	914,997	1
27	Montenegro SDG Acceleration Fund	Development	804,989	4
28	Sudan Financing Platform	Development	722,860	2
29	Mozambique Sustainable Development MPTF	Development	332,232	1
30	UN Sri Lanka SDG Multi-Partner Trust Fund	Peace and Transition	285,741	1
Grand Total			236,625,025	

3.3. Joint programmes

JPs using the pass-through fund management modality often serve as the pooled funding instrument for joint development actions at the country level. Initiatives typically involve two to five UN organizations that agree on a specific programmatic scope and deliverables.

Deposits to JPs amounted to \$72.8 million in 2024, down slightly from \$79.7 million in 2023, demonstrating a sustained interest in

JPs aligned with the 2024 QCPR resolution. By the end of 2024, the 25 JPs in the MPTFO portfolio constituted 8% of the total capitalization of all funds administered by the MPTFO.

Table 6: Deposits in US dollars to MPTFO-administered joint programs, 2024

	Fund	Thematic Scope	Deposits in 2024	# of Contributors
1	JP Supporting Resilient Livelihoods Food Security and Climate In Yemen (ERRY III)	Peace and Transition	11,655,850	2
2	JP Bangladesh SAFE II	Peace and Transition	7,861,604	2
3	JP OPT Sawasya III	Peace and Transition	7,860,302	2
4	JP Syria 2.0	Peace and Transition	6,166,383	3
5	JP Bangladesh Local Government Initiative on Climate Change	Climate and Environment	5,205,405	2
6	JP Sri Lanka JURE	Development	4,643,201	1
7	JP Mozambique Rapariga Biz II	Development	4,148,005	2
8	JP Climate Security Mechanism	Climate and Environment	4,113,549	10
9	JP DRC Fight Against GBV - JAD	Development	3,630,526	1
10	JP Community-Based Forestry and Protected Area Management in Liberia	Climate and Environment	2,838,420	1
11	JP Gender Equality in Georgia III	Development	2,339,075	1
12	JP EU 4 Gender Equality in Wes	Development	1,869,023	1
13	JP Guatemala Corredor Seco	Development	1,626,682	1
14	JP UN Joint Rule of Law Programme for Somaliland Phase II	Peace and Transition	1,500,000	1
15	JP Georgia Human Rights for All Phase 3	Development	1,250,000	1
16	JP Bosnia Gender Equality	Development	904,797	1
17	JP Somalia UN Joint Police Programme - Phase II	Peace and Transition	880,288	1
18	JP Cuba EE FRE-DL	Climate and Environment	870,188	1
19	JP Support to 2024 Elections in Georgia	Peace and Transition	867,000	1
20	JP Spotlight Initiative 2.0 - Ecuador	Development	700,000	1
21	JP Science and Diplomacy	Development	600,000	2
22	JP Serbia EVEC	Development	590,836	1
23	JP DRR for Sustainable Development in Bosnia and Herzegovina – Phase II	Development	503,093	2
24	JP Financing a Green Inclusive and Sustainable Recovery	Development	159,762	1
25	JP Philippines Human Rights	Development	11,060	1
	Grand total		72,795,049	

IN-DEPTH

Evaluative evidence and key lessons in 2024

Evaluations play a vital role in effective programme planning, accountability, and learning. They provide evidence of achieved results and help uncover lessons learned and best practices. In UN inter-agency pooled funds, PUNOs assess programmes based on their evaluation policies and guidelines. They create evaluation Terms of Reference (ToRs) for collaborative assessment of stakeholders, and all evaluation reports are shared with stakeholders via the Gateway Integrated Platform (GWIP) and uploaded to the UN Evaluation Group (UNEG) database.

Over the past two years, fund secretariats and contributors commissioned 13 independent evaluations of various funds administered by the MPTFO, seven of which were completed in 2024.

Table 7: List of evaluations of MPTFO-administered pooled funds between 2023 and 2024

	Fund	Countries	Year
1	Spotlight Initiative Fund.	Global	2024
2	UN Joint Regional Programme in Support of Cross-Border Cooperation in the Liptako-Gourma Region.	Democratic Republic of Congo	2024
3	UN Multi-Partner Human Security Trust Fund for the Aral Sea region in Uzbekistan.	Uzbekistan	2024
4	Prevention and Elimination of Violence against Women for Mainstreaming Gender in Lao PDR.	Laos	2024
5	Spotlight Initiative Fund - Value for Money Assessment of the Spotlight Initiative.	Global	2024
6	Evaluation of the Coordination Support Project (PAC)	Regional	2024
7	UN Multi-Partner Trust Fund for Reconciliation, Resilience and Stabilisation (RSRTF).	South Sudan	2024
8	UN Joint Programme to Accelerate SDGs in Nigeria.	Nigeria	2023
9	JP Bridging Recruitment To Reintegration In Migration Governance: Philippines (Bridge)	Philippines	2023
10	System-Wide Evaluation of the UNDS Socio-economic Response to COVID-19.	Global	2023
11	Trust Fund for Peace in Colombia.	Colombia	2023
12	Western Balkans SALW Control Roadmap MPTF.	Regional	2023
13	Partnership for Action on Green Economy.	Regional	2023

Key lessons from the recent evaluation of pooled funds

- All evaluations commended GWIP for being highly comprehensive, transparent, and easily accessible.
- The MPTFO was perceived as adequately resourced with qualified personnel knowledgeable about UN inter-agency pooled funds.
- Evaluative evidence demonstrates the importance of UN inter-agency pooled funds in supporting UNDS reform, thereby bolstering initiatives to accelerate the achievement of Agenda 2030 targets. The pooled funds improved UNCT collaboration and coordination, allowing RCs to spearhead joint programmes and connect stakeholders on key issues.
- Evaluations also confirmed that direct capacity development and local ownership are integrated within UN inter-agency pooled funds, leveraging the UN's special relationship with governments and leading to positive outcomes at both the global and national levels.
- Evaluations revealed strong evidence of capacity development for stakeholders, including new approaches to addressing gender issues and preventing violence against children, support for local government policy development, and assistance in analyzing and responding to crisis environments.
- At the national level, pooled funds demonstrated the ability to enhance aid effectiveness, reinforce alignment and constructive policy dialogue with governments, and ensure coherence among donors.
- Finally, evaluations highlighted that MPTFs effectively utilize UN delivery systems, normative roles, and risk-sharing capacity in fragile contexts. Ultimately, programming quality is significantly influenced by several key factors, notably close collaboration with government partners and the level of coordination, participation, and leadership engagement within governance structures.

4

MPTFO Fund Highlights

4.1. Selected Funds administered by MPTFO in 2024

This section highlights a selection of pooled funds administered by the MPTFO in 2024. These funds provide a strategic platform for advancing global priorities while addressing local needs in alignment with national development goals.



Joint SDG Fund

The Joint Sustainable Development Goals (SDG) Fund³ is an innovative instrument that seeks to incentivize transformative policy shifts and stimulate the strategic investments required to get the world back on track to meet the SDGs. The UN Secretary-General views the Joint SDG Fund as a crucial component of reforming the UN's development work, providing the necessary "muscle" for a new generation of RCs and UNCTs to accelerate SDG implementation.

Key Progress and Achievements in 2024

The Joint SDG Fund made notable progress in 2024, catalyzing transformative action across 90 countries and designing and launching over 130 JPs with a total budget of \$152 million. Under the leadership of RCs, the Fund has committed \$89.3 million across six thematic areas, which has mobilized an additional \$62.8 million in co-funding. This showcases the Fund's ability to drive collaborative approaches for key SDG transitions. In terms of programmatic allocations by theme, the highest investment was towards Digital transformation (\$38.6 million), followed by Food systems (\$16.7 million), Social protection (\$15.4 million), SDG localization (\$10.5 million), Energy (\$7.1 million) and Education (\$1 million).

The Fund achieved a capitalization milestone of \$100.4 million in signed contributions, representing a 179% increase from the previous year. This growth included the addition of Poland as the 17th contributing Member State. Spain, Germany, and the European Union are the top contributors to the Fund.

The Fund's development impact has been notable. Its \$344 million total approved budget since 2017 has catalyzed an additional \$6.6 billion in investments cumulatively since 2017, achieving a leverage ratio of 1:19. In 2024 alone, \$1.6 billion was leveraged primarily through innovative financing mechanisms such as sustainability and thematic bond issuances in Indonesia. Additionally, the Fund successfully mobilized over \$25 million through blended investments in renewable energy financing.

The impact of these investments is evident in the Fund reaching over 206 million people to date, with 10 million people supported in 2024 alone. Country-specific successes illustrate the Fund's adaptability and impact. In Tanzania, digital transformation in agriculture is supporting 500,000 smallholder farmers through capacity building and providing access to digital platforms for agricultural services. Indonesia mobilized \$1.6 billion in SDG-aligned bonds, while North Macedonia's Green Financing Facility allocated \$26 million in credit lines through six local financial institutions. Zimbabwe's Renewable Energy Fund reached \$30 million, combining

Fund resources with private sector investments to support the renewable energy transition.

Lessons learned in 2024

The Fund's experience in 2024 underscores several lessons. First, RC leadership is essential for fostering coordination among UN entities and ensuring alignment with national priorities. Second, tailored approaches to different country contexts yield more sustainable results than one-size-fits-all solutions. Third, properly structured and supported innovative financing mechanisms can effectively bridge funding gaps and attract private sector investment, but they take time to mature. The Fund's work has also demonstrated the power of integrated programming across thematic areas, with digital and food systems serving as a connector among previously siloed development approaches.

The MPTFO has played a crucial role in the Joint SDG Fund's success by delivering efficient, transparent, and accountable fund management services. The Joint SDG Fund championed the utilization of the

"The Joint Fund – a catalyst of cutting-edge solutions that accelerate sustainable development. The Fund crowds in resources for SDG action. But is more than a financing mechanism. It embodies a new way of thinking, recognizing the interconnectedness of our goals and uniting diverse stakeholders in a coordinated effort."

Amina Mohammed

Deputy Secretary General of the United Nations

new digital Fund Transfer Request (FTR)⁴, a tool in MPTFO that enhances efficiency and accountability in fund management by streamlining approvals, centralizing documentation, and enabling real-time transaction tracking.

Looking forward to 2025

Building on its 2024 progress, the Fund is poised to continue the momentum. It

plans to commit an additional \$50 million through high-impact track initiatives focused on scaling market-ready business and financing solutions for the SDGs and addressing critical challenges in fragile and complex country settings. Strategic priorities include strengthening alignment with other pooled funding mechanisms, particularly the Peacebuilding Fund and Central Emergency Response Fund, to maximize synergies across the humani-

tarian, peacebuilding, and development nexus. Enhanced monitoring and reporting mechanisms will demonstrate clear value for money to donors, while impact measurement tools will showcase the multiplier effects of Fund investments.



Joint SDG Fund - Students attending a training in Dornod Province, Mongolia. The JP Strengthening Digital EMongolia Services and Communities (DEMOSC) aims to realize the Government of Mongolia's "Digital Nation" vision. Photo: © UNICEF Mongolia

³ <https://www.jointsdgfund.org>

⁴ FTR is the digital process of requesting and managing the accurate and efficient transfer of funds from MPTFO to participating organizations, ensuring tracking of the flow of funds and accountability.



Peacebuilding Fund

The Secretary-General's Peacebuilding Fund (PBF)⁵ is the UN's leading instrument to invest in prevention and peacebuilding, in partnership with the wider UN system, national and subnational authorities, civil society organizations, regional organizations, and multilateral banks. The Fund supports joint UN responses to address critical peacebuilding opportunities, connecting development, humanitarian, human rights, and peacebuilding pillars. The core principles of the Fund are being timely, catalytic, and risk-tolerant, and facilitating inclusiveness and national ownership, integrated approaches, and cohesive UN strategies.

Key Progress and Achievements in 2024

In 2024, PBF approved \$118 million for 49 initiatives in 33 countries and territories. Funding within the three priority areas of the 2020-2024 Strategy included \$18.3 million for cross-border and regional efforts, \$29.6 million for facilitating transitions, and \$31.8 million for empowering women and youth. In 2024, the Fund continued its upward trajectory by allocating 43% of its investments to gender-responsive projects, well above its own 30% target, marking the eighth consecutive year of surpassing this benchmark.

The PBF continued with advances in localization efforts. In Niger's Tahoua province, for example, 255 conflicts - many related to natural resource management - were peacefully resolved with the assistance of a PBF-supported initiative that engaged community members in early warning mechanisms across seven communities. In the Central African Republic, 12 local peace and reconciliation committees financed through PBF resolved 32 inter- and intra-community conflicts involving more than 3,000 people, bringing peacebuilding closer to the communities it is meant to serve.

Efforts also focused on implementing General Assembly resolution 78/257, which designates \$50 million annually from assessed contributions in the UN regular budget to PBF. To ensure alignment with the UN budget cycle, discussions with the Advisory Group helped pinpoint priority countries eligible for the Peacebuilding and Recovery Facility (PRF), which may receive assessed contributions in 2025. The priority countries will be chosen due to their transitional status and recent involvement with the Peacebuilding Initiatives Commission (PIC).

Lessons learned in 2024

The 2024 Thematic Review on Synergies between Human Rights and Peacebuilding, conducted in collaboration with the Office of the UN High Commissioner for Human Rights (OHCHR) and Switzerland, assessed 92 projects across 45 contexts, yielding significant insights. The review reinforced the importance of consultative processes for fostering national ownership of peacebuilding initiatives which continues to be a cornerstone of the PBF.

As the AA of the PBF, the MPTFO plays a vital role in enhancing the scalability, effectiveness, and transparency of PBF operations worldwide. The MPTFO leverages its pooled funding expertise to ensure financial management, manage donor contributions, and timely disbursement of funds in response to PBF requests.

Additionally, by producing consolidated financial reports, the MPTFO reinforces accountability, enhances UN coordination, and contributes to more efficient programme implementation. The decision in 2024 by the UN General Assembly's 5th Committee to provide \$50 million per year in predictable financing from Assessed Contributions for the Peacebuilding Fund recognizes the trust Member States place in pooled funds as instruments of joint UN action around crucial system priorities and in the MPTFO as an AA.

Looking forward to 2025

Following consultation with the Advisory Group in May 2024, the Fund's strategy, originally set for 2020-2024, was extended to 2026. While the Fund will prioritize support for countries that are eligible under the PRF, it will also retain the flexibility to respond quickly to emerging needs and unforeseen opportunities. As an essential tool for advancing the Pact for the Future, the Fund will contribute to shifting the focus from reactive responses to proactive, nationally led, and sustainable prevention strategies that empower communities and build long-term resilience.



Peacebuilding Fund - In the lush, rolling hills of Kasai, a quiet revolution is unfolding. Three hills—Pende, Tshokwe, and Lubaphones—once divided by fear and violence, are now reconnecting, thanks to women mediators.

© PBF

“Women are reshaping what leadership looks like in Kasai. They have shown that peace is not just the absence of violence—it’s the presence of inclusion.”

A local official in Kasai
Democratic Republic of Congo

⁵ <https://mptf.undp.org/fund/pb000>

The Uzbekistan Vision 2030 Fund⁶ was established in 2022 as a modality to facilitate the return of assets forfeited in the Swiss Confederation to the benefit of the people of the Republic of Uzbekistan. The Fund supports principled, transparent, and effective asset restitution via programs aimed at accelerating the Government of Uzbekistan's national reform agenda and the SDGs. The Fund is anchored in the UNSDCF (2021-25), which was developed through participatory and inclusive consultations with national stakeholders, UN entities, contributors, IFIs, and other development partners.

Key Progress and Achievements in 2024

The Uzbekistan Vision 2030 Fund enhanced access to maternal and newborn care across the country. In 2024, a total of 890,529 women and 934,781 newborns received high-quality inclusive services, which encompassed pregnancy care, skilled birth interventions, family planning, breast feeding support, and comprehensive newborn care.

To ensure long-term and sustainable healthcare, the Fund also improved access to training for the healthcare workforce. With support from the Fund, 11,141 healthcare professionals received training, including 3,093 specialists in perinatal centers (20.1% of the target) and 8,048 primary healthcare workers (32.1% of the target), better equipping the workforce to manage pregnancy complications, emergencies, and neonatal care.

In 2024, the Uzbekistan Vision 2030 Fund supported a \$23.5 million JP focused on ICT in Education. This programme enhances the Ministry of Preschool and

School Education's ability to provide inclusive, equitable, and high-quality education to vulnerable children, particularly girls and those living in rural areas. It evaluates pedagogical excellence, adaptable school-based digital learning models, and assistive technologies with the goal of improving access to lifelong learning and bolstering learning outcomes while equipping students with vital digital skills.

The Fund also published its first annual report and annual and semi-annual project-level reports. These were translated into Uzbek and made available on its newly launched bilingual website, which complements the GWIP, where detailed documentation is accessible in English.

Lessons learned in 2024

The MPTF is an efficient and transparent vehicle for restituting funds to local communities through the implementation of high-quality programmes designed to address local priorities. Stakeholders ensured that benefits accrued to local communities and addressed local needs while maintaining compliance with relevant policies and regulations in PUNO's due diligence procedures.

“Our primary objective is to restitute the money transparently and in a way that transforms lives in Uzbekistan and addresses root causes of corruption. By partnering with the United Nations, we’ve created a fund that invests in joint programming delivering real, measurable impact.”

Konstantin Obolensky

Ambassador of Switzerland to Uzbekistan

The Uzbekistan Vision 2030 Fund is a unique pooled fund. The MPTFO acts as an AA and transfers funds following decisions made by the Management Committee. It showcases the MPTFO's ability to restitute funds efficiently and transparently while consolidating stakeholder efforts to expedite progress towards achieving Agenda 2030.

Looking forward to 2025

In early 2025, the Uzbekistan Vision 2030 Fund received an additional commitment of \$182 million of restituted funds, bringing total commitments to \$313 million. Looking ahead, the focus is on continuing to implement high-quality programmes that provide clear, transformative, and impactful benefits, thereby enhancing public trust in the restitution process.



Uzbekistan Vision 2030 Fund - Healthcare professionals receiving training and specialization in neonatal care.

© Uzbekistan Vision 2030 Fund

⁶ <https://www.ishonch.org/about-en>



Global Disability Fund

The Global Disability Fund (GDF)⁷ formerly the UN Partnership on the Rights of Persons with Disabilities (UNPRPD)—is a unique partnership that brings together UN entities, governments, Organizations of Persons with Disabilities (OPDs), and broader civil society to advance the rights of people with disabilities around the world.

Key Progress and Achievements in 2024

In 2024, the GDF supported 54 programmes in 63 countries to advance the implementation of the Convention on the Rights of Persons with Disabilities. The GDF reached its highest capitalization level ever in 2024, raising an additional \$16.6 million and adding two new contributors. In the same year, the GDF was selected to host a global initiative on inclusive cities, with an initial funding commitment of \$10 million from Germany.

The GDF Secretariat confirmed a new governance framework, elected a new Chair and members of the Steering and Programme Committees, and initiated a strategy development period. Additionally, they hosted a high-level event centered around the Summit of the Future, which focused on advancing the inclusion of persons with disabilities in international development frameworks.

Lessons learned in 2024

In 2024, the GDF learned the value of embedding disability inclusion in the mainstream agenda to expand access to services. This ensures disability inclusion is integrated into policies, systems, and structures across major development areas such as health, education, climate action, and humanitarian response, which is essential for catalytic impact and long-term sustainability.

There is also a need to advance the leadership of OPDs for sustained, meaningful engagement and expand support to include a funding window directly to participating OPDs. Additionally, capacity building and the empowerment of OPDs to act as equal partners and decision-makers are needed.

It is also critical that GDF harnesses innovation and technology to drive impact, leveraging advancements in technology by ity to maximize their impact. The pooled funding mechanism alleviates the administrative burden of financial and grant management, including vital elements such as due diligence and reporting. As a result, GDF can maintain a lean structure while efficiently and effectively pursuing its mission to enhance the lives of persons with disabilities.

Looking forward to 2025

In 2025, GDF will launch a new strategic plan, building on past successes and accelerating the implementation of disability inclusion commitments at the country level. Emphasis will be on the unique model of connecting UN agencies, donors, partners, OPDs, civil society, service providers, governments, and actors from the development, climate, and humanitarian sectors to achieve sustainable, systemic disability inclusion. GDF will launch a global initiative on inclusive cities in partnership with Germany and play a central role in the triennial Global Disability Summit in Berlin in April 2025.

“The GDF has a key role in supporting developing countries to implement the CRPD.”

Ville Tavio
MP of Finland and Minister for Foreign Trade and Development



Global Disability Fund - Young people with Albinism attending the International Day of Persons with Disabilities dialogues in Manzini, Eswatini.
©UNFPA Eswatini

⁷ <https://globaldisabilityfund.org/about-us/>



Systematic Observations Financial Facility (SOFF)

The Systematic Observation Financing Facility (SOFF)⁸ is a specialized climate fund co-created by the World Meteorological Organization (WMO), UNDP, and UNEP, with the MPTFO serving as the AA. This innovative Fund aims to fill significant gaps in basic weather and climate data by providing financial and technical support to countries with the largest shortcomings in systematic observations. SOFF enhances global forecasts and climate resilience, playing a foundational role in initiatives like the UN Secretary-General's Early Warnings for All by enabling these nations to produce and share crucial weather and climate data.

Key progress and achievements in 2024

In 2024, SOFF made significant progress in assisting countries to bridge their weather and climate data observation gaps. Within 2.5 years of operation, SOFF supported 60 countries in the readiness phase and approved or conditionally approved investment funding requests for 18 countries, totaling \$115 million.⁹

SOFF's inclusive approach brings together 72 partners, and this collective effort is expected to yield annual benefits of \$5 billion by enabling countries to generate and share essential weather and climate data¹⁰. In 2024, over 90 organizations convened on three occasions to coordinate regional support for the Pacific, South Asia, and Africa.

In 2024, at COP29, SOFF was featured at Earth Information Day, highlighting the essential role of earth observation systems in supporting climate adaptation, mitigation, and loss-and-damage efforts. Additionally, SOFF signed agreements with the Weather-Ready Pacific Programme and the African Development Bank and joined

the Agriculture Innovation Mechanism for Scale, aiming to provide weather information to help farmers adapt to climate change impacts.

Lessons learned in 2024

In September 2024, SOFF's peer advisors, participating organizations, and stakeholders convened to assess the Fund's progress, thereby reinforcing the tightly connected "SOFF operations community," which is a vital success factor for the Fund. All stakeholders, including SOFF countries, members of the SOFF advisory board, international partners, and participating organizations, positively evaluated the peer-to-peer model in the Fund and expressed interest in expanding this model beyond SOFF.

In addition to operations, SOFF identified that supporting Fragile and Conflict-Affected States (FCS) is especially critical due to their significant GBON (the WMO's Global Basic Observing Network) data gaps. The 39 FCS, which will be home to 2.2 billion people by 2030, currently has only 7 GBON-compliant surface land stations. Resource mobilization efforts in the coming years will prioritize filling these gaps. Overall, an independent external review¹¹ found that SOFF is fostering systemic change to ensure the long-term sustainability of GBON investments, including through the structured and ongoing relationship

between countries, peer advisors, and participating organizations.

MPTFO supports SOFF by providing efficient, transparent pooled funding AA services, ensuring effective resource management. This allows SOFF to focus on enhancing global weather and climate data systems, demonstrating the value of high-quality pooled funding in achieving long-term goals.

Looking Forward to 2025

In 2025, initial investments in various countries are expected to begin yielding tangible results on the ground. At least 20 surface stations will become operational in 11 countries, and human capacity will be increased, including upskilling through relevant technical training. SOFF aims to expand its support to countries by providing additional investment funding, imperative to meet the demands of SOFF-eligible countries. As such, the priority will be on strengthening partnerships, deepening collaborations with existing partners, and seeking new alliances to amplify the impact of systematic observations on global climate resilience.

“Climate action is hampered by a lack of basic observations and capacity to deliver useful climate services. SOFF is ingeniously supporting countries to address these challenges.”

Prof. Celeste Saulo

Secretary-General of the World Meteorological Organization (WMO) and SOFF Steering Committee co-chair

⁸ <https://www.un-soff.org/soff-action-report-2024>

⁹ See <https://www.un-soff.org/dashboard>

¹⁰ <https://documents.worldbank.org/en/publication/documents-reports/documentdetail/192461614151036836/the-value-of-surface-based-meteorological-observation-data>

¹¹ <https://www.un-soff.org/document/draft-decision-7-2-soff-independent-external-review-and-management-response>



SOFF - Uganda Meteorological Authority and SOFF Peer Advisor Royal Netherlands Meteorological Institute are assessing weather stations. SOFF investments are supporting Uganda to close its basic weather and climate data gap, and further build resilience through the Water at the Heart of Climate Action initiative.

©Royal Netherlands Meteorological Institute (KNMI)

4.2.Funds established in 2024

Throughout 2024, the MPTFO supported participating organizations in designing and developing new pooled funds. This section features a selection of the latest pooled funds and their contributions to jointly managing or addressing various issues.

Table 8: List of Multi-Partner Trust Funds established in 2024

Fund Name
A. Global Funds
Spotlight Initiative's High-Impact Programme for Violence Elimination by 2030 (HIVE Programme).
UN MPTF for Catalytic Finance in Sanitation, Hygiene, and Wastewater.
Spotlight Initiative 2.0 Fund.
Kunming Biodiversity Fund.
UN Special Programme for Economies of Central Asia (SPECA)
NBSAP Accelerator Action Account MPTF
B. Country-level pooled funds
UN India SDG fund.
PNG Country Fund Phase II.
Iniciativa Spotlight Ecuador 2.0.
Nepal Sustainable Development Cooperation Framework Fund.
UN Vietnam Pooled Fund
Trust Fund For Stabilization and Resilience in Mali (SRM Fund)
C. Joint Programmes
JP Serbia Ending Violence Empowering Change.
JP Syria 2.0.
JP Somalia UN Joint Police Programme - Phase II.
JP Moz Rapariga Biz II.
JP Support to Georgia's 2024 Parliamentary Elections.
JP Georgia Human Rights for All Phase 3
JP UN Futures Lab Network
JP Bosnia Gender Equality
JP Science and Diplomacy
JP EU 4 Gender Equality in Western Balkan

Kunming Biodiversity Fund

The challenge: Kunming Biodiversity Fund stakeholders play a crucial role in effectively implementing the Kunming-Montréal Global Biodiversity Framework (KGBF) across regional, national, subnational, and local levels, drawing on the participation of all sectors of society. This initiative enhances existing biodiversity funds by providing additional value and support to comprehensive actions aimed at reversing biodiversity loss and fulfilling the objectives outlined in the 2050 vision, which includes four long-term goals to be achieved by 2050 and 23 KGBF action targets by 2030.

The approach: By moving away from isolated sector strategies in policy making, Fund initiatives will tackle existing weaknesses in capacity for delivering and monitoring progress, address inadequate financial resources (including from the private sector), and ensure that financial flows align with Fund goals and targets. Additionally, they will seek to enhance incentives for behavioral change, emphasizing the crucial role of biodiversity in sustainable development. Ultimately, the goal is to expand social engagement to encompass Indigenous peoples, local communities, women, youth, and business owners.

Partners: UN organizations (UNDP, UNEP, Secretariat of the Convention for Biological Diversity, UNESCO, FAO), the People's Republic of China.

The UN MPTF on Catalytic Finance in Sanitation Hygiene and Wastewater

The challenge: The Multi-Partner Trust Fund for Catalytic Finance in Sanitation, Hygiene, and Wastewater is the first trust fund focused on SDG target 6.2¹², addressing underfunded sectors like sanitation, hygiene, menstrual health, and wastewater. Using market-based approaches, partners unite public and private sectors to create an environment where investments are incentivized and deliver greater impact for people, economies, and the planet.

The approach: The Fund seeks to establish a supportive environment for investments in sanitation, wastewater management, hygiene, and menstrual health and hygiene (MHH) to flourish. By collaborating with both public and private sectors, MPTF stakeholders promote sustainable and interconnected services that aid communities in need, generate economic opportunities, encourage inclusivity, and develop self-sustaining sanitation economies and menstrual health markets. The emphasis on enhancing financing and market-based approaches for SDG 6.2 creates an opportunity to promote catalytic finance aimed at expanding the sanitation economy, which encompasses wastewater treatment, resource recovery, and the menstrual health sector.

The initiative incorporates gender and climate-sensitive considerations in decision-making processes: fostering women's leadership and employment opportunities, ensuring fair access, and endorsing efforts to reduce pollution, protect biodiversity, and address climate change. Solutions within the circular economy—like upcycled sanitation products and biodegradable materials—are emphasized to lessen resource depletion and environmental harm.

Partners: UN organizations (UNOPS, UNCDF, UNEP, UNFPA)

Spotlight Initiative 2.0 Fund

The challenge: Midway through the 2030 Agenda for Sustainable Development, violence against women and girls remains widespread. Globally, around 1 in 3 people have experienced violence in their lifetime. This figure is likely much higher, as violence frequently goes unreported. Even so, violence against women and girls is one of the most prevalent and pervasive human rights violations globally. Increasingly complex and compounding crises from conflicts, climate disasters, and pandemics, as well as backlash to women's human rights, have exacerbated existing inequalities and contributed to an increase in violence against women and girls. Given the global context, increased investment in and attention to ending violence against women and girls is needed now more than ever.

The approach: Launched in 2024, the "Spotlight Initiative 2.0 Fund" will build on the success of its first phase to amplify its impact. The Initiative aims to raise \$1 billion through well-coordinated, transformative action, and to expand its reach to over 60 countries globally. The Spotlight Initiative represents a ground breaking global commitment to investing in gender equality as both a fundamental requirement and a catalyst for achieving the SDGs. By transitioning from fragmented, isolated strategies to a comprehensive, high-impact model, the Initiative addresses the root causes of violence against women and girls. It unites governments, civil society, communities, leading experts, practitioners, and donors to drive change collectively. The Initiative works to prevent and respond to all forms of violence against women and girls, emphasizing domestic and family violence, sexual and gender-based violence, harmful practices, femicide, human trafficking, as well as sexual and economic exploitation. Its model centers women and girls in the development of solutions while also facilitating the implementation of UN Reforms.

Partners: UN organizations (EOSG, UNDCO, UNOPS), the Governments of Belgium, Ireland, the Netherlands, and the United States of America.

United Nations Special Programme for Central Asia (SPECA)

The challenge: The UN Special Programme for the Economies of Central Asia (SPECA) serves as a tool for enhancing cooperation and integration among its members through programmatic interventions focused on improving regional connectivity. Stakeholders employ proactive strategies to address common economic development and regional integration challenges while also considering global issues such as climate change, pollution, biodiversity loss, digitalization, and shifting global supply chains, along with region-specific factors and trends. Financial stakeholders are dedicated to customizing initiatives to suit varying situations, allowing for adaptability to the changing development environment, the complex challenges of sustainable development, and the priorities of SPECA member countries.

The approach: SPECA benefits from unique advantages as it was created by its member countries, which also govern it. It addresses critical regional cooperation issues by utilizing international legal instruments, norms, standards, and recommendations. This initiative combines technical assistance and capacity-building efforts from UNECE and UNESCAP experts with high-level, cross-sector policy discussions and ongoing dialogues involving policymakers, businesses, and researchers. Since all major partner nations in Central Asia are members of either UNECE or UNESCAP, SPECA acts as a neutral platform for tackling complex strategic issues related to intra- and inter-regional cooperation. It comprises six working groups that focus on transport, water and energy, trade, statistics, ICT for development, gender and the economy.

Partners: UN organizations (ECE), the Government of Azerbaijan.

¹² By 2030, achieve access to adequate and equitable sanitation and hygiene for all and end open defecation, paying special attention to the needs of women and girls and those in vulnerable situations.

5

Pooled funding partnerships and portfolio engagement

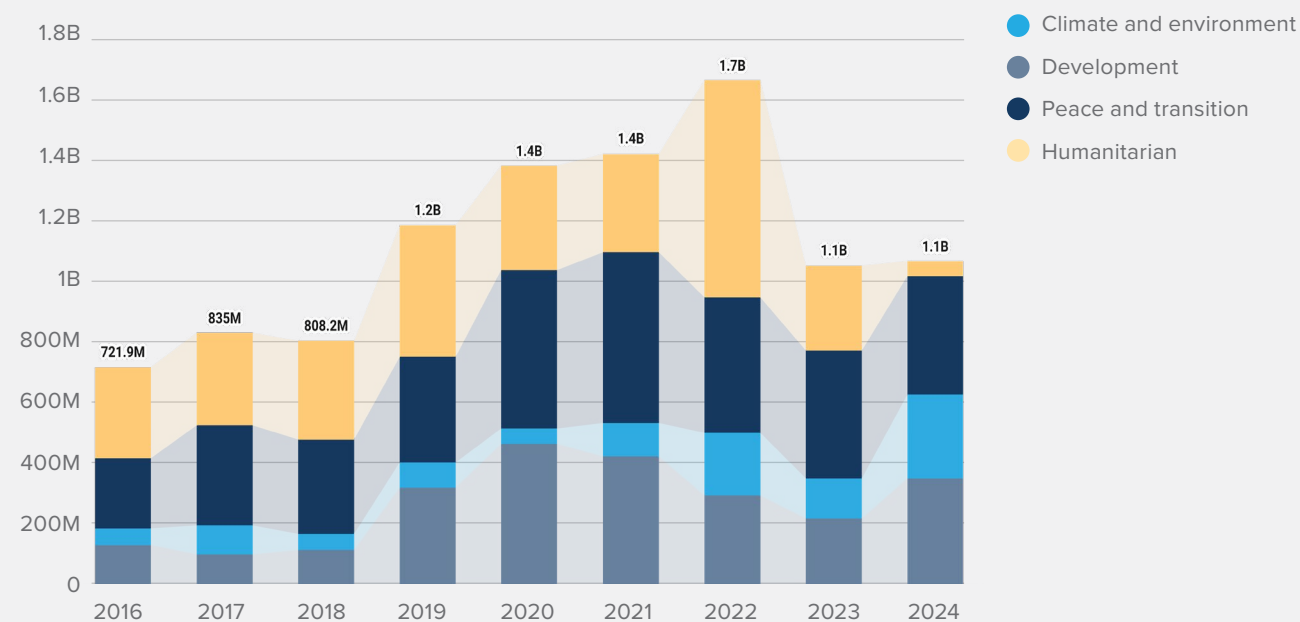
Support for UN inter-agency pooled funds administered by the MPTFO remained strong in 2024, reaching nearly \$910 million. In 2024, there were 71 contributors, including Member States, the private sector, philanthropic organizations, foundations, and charities.

The MPTFO transferred \$1.1 billion to 116 programme countries, 41 UN organizations, and 83 non-UN entities. The MPTFO ad-

ministered innovative and diverse UN inter-agency pooled funds delivered through a wide-ranging network of partnerships across development, environmental, humanitarian, and peacebuilding sectors. These initiatives played a key role in maximizing resource efficiency and fostering greater integration across the UN system, accelerating progress toward the Sustainable Development Goals (SDGs).

At their recent peak, in 2022, humanitarian funds constituted 34% of the MPTFO portfolio. In 2024, they represented only 2% of the MPTFO's annual deposits, with no commitments extending beyond 2024 due to the transition to OCHA. In 2024, the MPTFO portfolio continued to grow in development, climate and environment, and peace and transition thematic areas due to increased demand for UN inter-agency pooled funds in these areas.

Graph 2: Transfers from MPTFO portfolio by thematic scope (US\$, 2016-2024)



Data from the MPTFO-administered funds indicates a significant rise in deposits across all thematic areas in 2024. Examining the portfolio's composition in 2024 reveals that climate and environment deposits rose from 15% in 2022 to 23% in 2024, while funding for development increased from 21% to 36%, and peace and transition funds grew from 30% to 39% in the same period.

In 2024, \$123.5 million (14% of annual deposits went to 19 new funds receiv-

ing deposits for the first time. Of these 19 funds, the Papua New Guinea UN Country Fund II and the NBSAP Accelerator Action Account MPTF had the highest amounts, at \$40 million and \$20.3 million, respectively.

Overall, several Funds achieved their highest annual capitalizations since the introduction of the SDGs in 2016. The Joint SGD Fund (\$89.8 million), the Women's Peace and Humanitarian Fund (\$65.9 million), UN-REDD (\$40.1 million), the South Sudan RSRTF (\$22.3 million), and

the Global Disability Fund (\$19.9 million) all received their highest levels of annual capitalizations since 2016.

In 2024, several Funds also experienced notable growth in deposits, including the Special Trust Fund for Afghanistan (\$36.9 million), the Migration MPTF (\$15.1 million), the SDG MPTF Kenya (\$12.3 million), and the Leaving No-One Behind-Internal Displacement Solutions Fund (\$9.6 million).



Infrastructure Resilience Accelerator Fund (IRAF) - Members of the implementing partner Build Change are surveying a building structure in Dominica. IRAF together with the Ministry of Housing & Urban Development are running a project to assess exposure and vulnerability of the existing infrastructure. © Build Change

5.1. Contributors

In 2024, multilateral organizations, including the European Union, international financial institutions, foundations, the private sector, Member States, and UN organizations, all invested resources in UN inter-agency pooled funds to advance the achievements of the SDGs.

In 2024, the top 20 contributors to the MPTFO-administered UN pooled funds included the Governments of Germany, Norway, the United Kingdom, Sweden,

Australia, Spain, the Netherlands, the European Union, Denmark, and Canada in the list of the top 10 contributors. See Table 9. The remainder of the top 20 included Switzerland, the United States of America, Ireland, New Zealand, France, Belgium, Finland, the Republic of Korea, Italy, and Luxembourg.

The top 20 contributors to the MPTFO-administered funds in 2024 made investments totaling \$855.1 million. Eighteen of

the top 20 contributors have consistently contributed over \$10 million per year since 2021. The number of contributors to UN inter-agency pooled funds administered by the MPTFO nearly doubled over five years, from 39 in 2019 to 71 in 2024. This increase in contributors showed renewed momentum for the pooled funding mechanism as a powerful tool for mobilizing coordinated, flexible, and impact-driven financing.

Non-traditional donors, such as private sector partners, international financial institutions, civil society organizations, and foundations, have increasingly invested resources in UN pooled funds over the years, complementing financing from Member States. Since the start of the SDGs in 2016, 56 non-traditional donors

have contributed \$135 million to various MPTFO-administered funds, contributing to the acceleration of the achievement of SDGs. In 2024, 19 non-traditional donors contributed \$22.6 million, a year-on-year increase of 28%, from \$17.6 million in 2023, as shown in Table 10.

Table 9: Top 20 Contributors to MPTFO-administered funds in 2024¹³





















Contributors		2024	2016 - 2024	Grand Total (2016-2024)
1	Germany	98,940,697	57M 	1,814,678,359
2	Norway	97,930,657	96M 	1,265,948,937
3	United Kingdom	86,673,135	177M 	1,498,787,555
4	Sweden	72,286,684	100M 	1,211,934,507
5	Australia	58,011,117	33M 	360,321,255
6	Spain	55,067,405	2M 	119,096,918
7	Netherlands	54,061,315	42M 	708,746,788
8	European Union	50,579,700	25M 	1,013,986,625
9	Denmark	46,940,989	22M 	339,109,331
10	Canada	41,068,740	14M 	439,034,238
11	Switzerland	40,899,900	14M 	264,045,560
12	United States of America	37,660,000	1M 	210,663,941
13	Ireland	20,637,801	21M 	220,789,122
14	New Zealand	20,295,900	1M 	68,882,698
15	France	17,931,848	4M 	85,626,103
16	Belgium	14,527,653	13M 	134,594,476
17	Finland	12,575,331	3M 	104,421,963
18	Republic of Korea	10,921,594	2M 	72,039,948
19	Italy	9,973,950	5M 	103,311,854
20	Luxembourg	8,141,170	6M 	46,658,292

Table 10: List of non-traditional contributors to MPTFO-administered pooled funds in 2024 (in US\$)

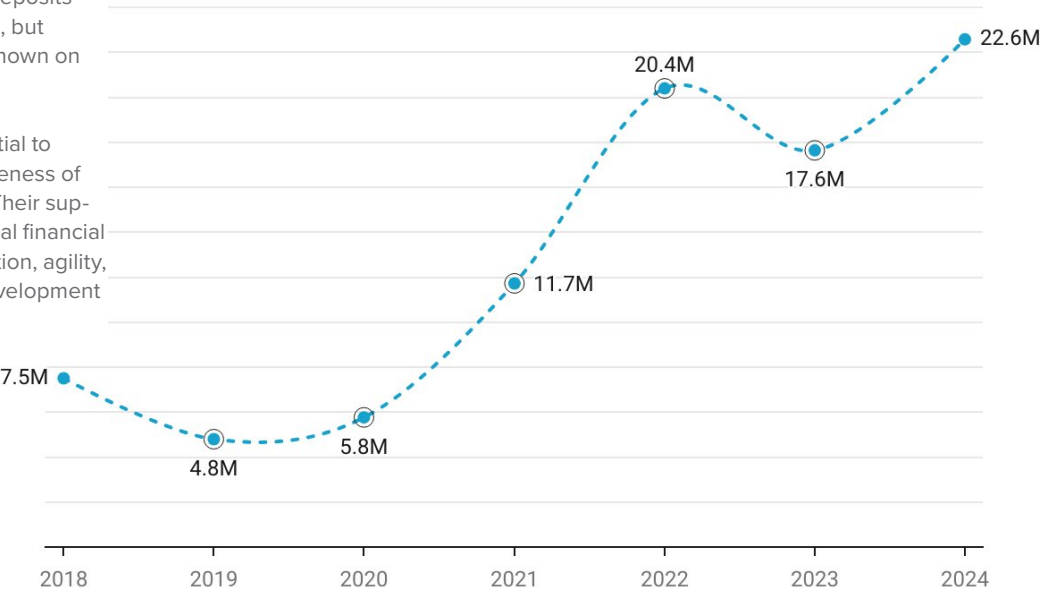
Name of Contributors		Contributions in 2024
1	Nordic Development Fund	6,314,490
2	UN Foundation/UN Partnership Office	4,873,141
3	MySDG Foundation	3,600,000
4	Autoliv	2,000,000
5	Bill and Melinda Gates Foundation	1,250,000
6	Cartier Philanthropy	1,000,000
7	Mohammed Bin Rashid Al Maktoum Global Initiatives	753,597
8	Michelin Corporate Foundation	553,277
9	Fondazione Compagnia di San Paolo	500,000
10	Fondation Botnar	424,188
11	Global Impact	293,800
12	Bridgestone Corporation	275,000
13	Swisscontact	215,000
14	Honda Motor Co. Ltd	200,000
15	Conrad N. Hilton Foundation	150,000
16	CAN-Quebec Research Fund (FRQ)	100,000
17	Keep Fighting Foundation	53,585
18	Ecobank Foundation	15,000
19	Revel	9,893
Grand Total		22,580,971

¹³ Full versions of the tables found in chapter 5 can be found in the annexes 1-4.

Trends from 2018 show a gradual increase in deposits from non-traditional donors from \$7.5 million in 2018 to \$20.4 million during the COVID-19 pandemic. These deposits declined in 2023, as noted above, but reached a new high in 2024, as shown on Graph 3 (below).

Non-traditional donors are essential to expanding the reach and effectiveness of the pooled funding mechanism. Their support contributes not only additional financial resources but also injects innovation, agility, and diverse perspectives into development efforts.

Graph 3: Trend of deposits from non-traditional donors to MPTFO-administered pooled funds (2018 –2024)



Ukraine Community Recovery Fund (UCRF) - Following IOM's Community Consultancy Meetings, women, youth, IDPs, veterans, and other vulnerable groups are interviewing to submit their applications to UCRF projects.

© UCRF



5.2. Participating organizations

The MPTFO transferred funds to 124 participating organizations in 2024, with UNDP, UNICEF, UN Women, IOM, and FAO being the top five PUNOs, based on volume (see Table 11). In 2024, 41 PUNOs received funds from the MPTFO-administered funds. The remaining 83 participating organizations were NUNOs.

Table 11: Top 20 Participating organizations by transfers in 2024

Participating Organisations		2024	2018 - 2024	Grand Total (2018 -2024)
1	UNDP (United Nations Development Programme)	249,566,780	368.8M → 249.6M	2,390,389,841
2	UNICEF (United Nations Children's Fund)	82,270,165	47.6M → 82.3M	636,712,519
3	UN WOMEN (United Nations Entity for Gender Equality and the Empowerment of Women)	77,207,595	35.2M → 77.2M	578,337,161
4	IOM (International Organization for Migration)	66,476,628	25M → 66.5M	451,925,042
5	FAO (Food and Agriculture Organization)	55,187,713	36.5M → 55.2M	412,526,740
6	UNOPS (United Nations Office for Project Services)	48,052,992	15.4M → 48.1M	176,654,506
7	WFP (World Food Programme)	45,439,735	21.6M → 45.4M	392,921,612
8	Stitching andgreen.fund	43,821,269	43.8M	43,821,269
9	UNFPA (United Nations Population Fund)	38,631,447	36.6M → 38.6M	492,176,120
10	UNEP (United Nations Environment Programme)	38,490,567	8.5M → 38.5M	104,572,985
11	OCHA (Office for the Coordination of Humanitarian Affairs)	28,508,553	100.8M → 28.5M	1,382,111,869
12	UNHCR (United Nations High Commissioner for Refugees)	26,875,346	14.8M → 26.9M	155,151,646
13	UNESCO (United Nations Educational Scientific and Cultural Organization)	23,405,662	4.3M → 23.4M	83,443,581
14	IFAD (International Fund for Agricultural Development)	21,278,877	827.8K → 21.3M	26,901,892
15	UNCDF (United Nations Capital Development Fund)	20,356,458	8.8M → 20.4M	171,292,012
16	UN-HABITAT (United Nations Human Settlements Programme)	17,205,201	10.9M → 17.2M	78,181,851
17	WHO (World Health Organization)	16,080,549	16M → 16.1M	197,760,547
18	ILO (International Labour Organization)	15,324,339	12.9M → 15.3M	119,038,136
19	UNODC (United Nations Office on Drugs and Crime)	13,938,646	2.2M → 13.9M	67,207,365
20	OHCHR (Office of the United Nations High Commissioner for Human Rights)	13,682,183	8M → 13.7M	91,555,189

Trends from 2018 show a gradual increase in deposits from non-traditional donors from \$7.5 million in 2018 to \$20.4 million during the COVID-19 pandemic. These deposits declined in 2023, as noted above, but reached a new high in 2024, as shown on Graph 3 (below).

Non-traditional donors are essential to expanding the reach and effectiveness of the pooled funding mechanism. Their support contributes not only additional financial resources but also injects innovation, agility, and diverse perspectives into development efforts.

Table 12: **Top 20 Non-UN Organizations transfers in 2024 (US\$)**

	Non UN organisations	2024	2018 -2024	Grand Total (2018 -2024)
1	Stitching andgreen.fund	43,821,269	43.8M	43,821,269
2	Deutsche Gesellschaft für Internationale Zusammenarbeit - GIZ	10,000,000	10M	30,000,000
3	Enabel (Belgian Development Agency)	10,000,000	4M	22,000,000
4	ACLED	7,412,544	4.2M	18,408,969
5	Mesoamerican Reef Fund	5,008,250	100K	6,422,288
6	The Nature Conservancy	3,837,162	100K	14,737,959
7	Mercy Corps	3,725,000	1.6M	10,002,850
8	Blue finance ECRE	3,040,000	99K	3,139,000
9	JICA (Japan International Cooperation Agency)	3,000,000	3M	6,999,607
10	Conservation International	2,499,596	100K	5,599,596
11	One Acre Fund	2,000,000	500K	3,491,461
12	AFD (Agence Française de Développement)	2,000,000	9.4M	47,981,554
13	Christian Aid Ireland	1,942,500	346.5K	4,697,500
14	Catalytic - Catalytic Finance	1,903,691	1.9M	1,903,691
15	IUCN (International Union for Conservation of Nature)	1,524,484	3.8M	5,621,496
16	SFCG (Search for Common Ground)	1,400,000	1.4M	14,364,838
17	NRC (Norwegian Refugee Council)	1,240,566	656.4K	1,896,985
18	DanChurchAid	1,150,000	525K	2,200,000
19	SaferWorld	1,020,373	187.6K	5,641,066
20	Wildlife Conservation Society	860,363	106.7K	2,685,963

5.3. Programme countries and regions

The MPTFO transferred resources to five regions encompassing 116 programme countries in 2024, compared to 106 programme countries in 2023. (See Annex 3 for the full list of programme countries and amounts transferred.) Transfers to the top 20 programme countries accounted for \$578.6 million or 52.6% of the trans-

fers, and an additional \$210.2 million was transferred to Global and interregional initiatives.

Approximately \$548.4 million (51%) of the transfers in 2024 went to the 44 economies designated by the UN as Least Developed Countries (LDCs), underscor-

ing the role of pooled funds in helping partners support sustainable development in hard-to-reach areas and fragile contexts. As shown in Table 13 (below), 13 of the top 20 programme countries receiving UN inter-agency pooled funds in 2024 are states in the Fragile and Conflict-affected Situations¹⁴ (FCS) category.

Table 13: **Top 20 programme countries based on transfers from MPTFO-administered funds in 2024 (US\$)**

	Country	Region	Transfers in 2024 (US\$)
1	Congo (the Democratic Republic of the)	Africa	74,365,578
2	Sudan (the)	Africa	64,693,210
3	Afghanistan	Asia	53,349,469
4	Somalia	Africa	50,032,239
5	South Sudan	Africa	43,710,717
6	Papua New Guinea	Oceania	27,691,640
7	Uzbekistan	Asia	27,491,441
8	Cameroon	Africa	25,858,436
9	Malawi	Africa	25,764,477
10	Haiti	Americas	25,589,758
11	Ukraine	Europe	23,392,372
12	Tanzania United Republic of	Africa	19,486,822
13	Colombia	Americas	17,372,078
14	Nepal	Asia	17,046,231
15	Palestine State of	Asia	16,113,261
16	Bangladesh	Asia	14,330,450
17	Central African Republic (the)	Africa	13,855,906
18	Yemen	Asia	13,593,919
19	Kenya	Africa	13,298,258
20	Burundi	Africa	11,568,085
	Grand Total		578,604,347

¹⁴ <https://www.worldbank.org/en/topic/fragilityconflictviolence/brief/classification-of-fragile-and-conflict-affected-situations>

A comparative analysis by region (Graph 4) shows that the Africa region remained the largest recipient, with \$484.6 million (45%), followed by Global and Interregional programmes at \$210.2 million (20%) and Asia at \$194 million (18%); the remaining three regions shared \$180.1 million. Compared to 2023, transfers to all regions increased in 2024, except in Asia, where transfers decreased by 41%.

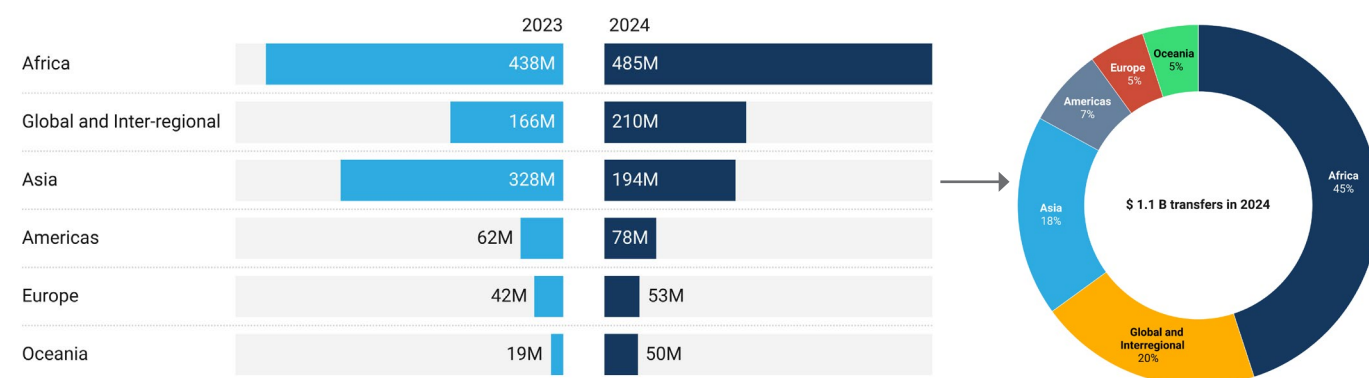
The decrease in transfers to the Asia region was primarily attributed to a decline in activity in CBPFs, particularly the

Afghanistan Humanitarian Fund in 2024, and reduced programming from UN pooled funds in Yemen and Bangladesh.

Transfers to the Oceania region nearly tripled, driven by a doubling of transfers to Papua New Guinea and new transfers to several Small Island Developing States¹⁵ (SIDS) - including Kiribati, the Cook Islands, Micronesia, Niue, and the Marshall Islands, which had received no transfers in 2023. This growth was largely attributed to development and climate and environment funds.

The geographic distribution of pooled funds, as shown in Graph 4, highlights their role as a strategic mechanism for directing resources to diverse regions and contexts. UN inter-agency pooled funds enabled coordinated and impactful responses to global challenges such as climate change, humanitarian emergencies, development, and peacebuilding. By uniting contributions under shared priorities, pooled funds promoted equity, efficiency, and collective action across borders.

Graph 4a and 4b: Transfers by region, a comparison between 2023 and 2024 (US\$)



IN-DEPTH

Partnership between MPTFO and the Dag Hammarskjöld Foundation on Financing the UN Development System

In 2024, the MPTFO, alongside the Dag Hammarskjöld Foundation, published the 10th edition of the flagship [Financing the UN Development System report](#) – a comprehensive and in-depth overview of the revenues and expenditure of the UN system. The report brings together data, analysis and expert voices on the funding of the UN development system and its efforts to support the 2030 Agenda.

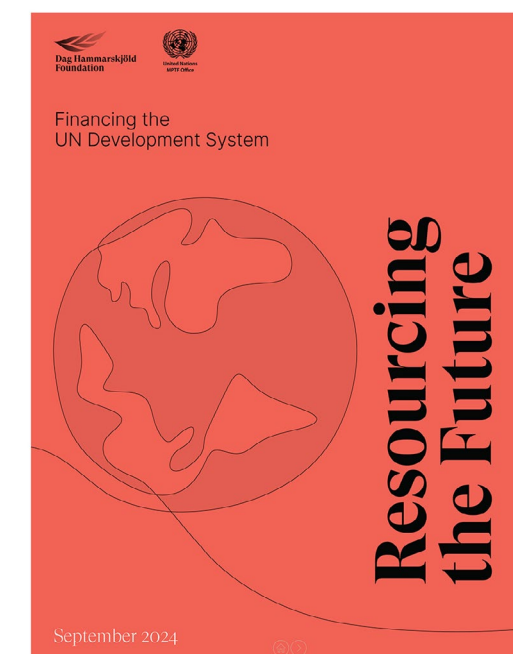
This report aims to empower policymakers, researchers, the public, and all stake-

holders with a deeper understanding of how the UN is financed, fostering more effective alignment toward shared global objectives. Through this collaboration, the MPTFO and the Dag Hammarskjöld Foundation contribute to advancing knowledge exchange and enriching policy discussions on development financing.

The report contains two parts: **Part One** examines [UN resource and expense flows](#) based on the most up-to-date official data sources. It provides evidence and insights

into the volume and characteristics of the funding to the UN, including resources channeled through UN inter-agency pooled funds. The section examines the sources of UN system funding and the main financing instruments: assessed contributions, voluntary core contributions, earmarked contributions, and revenue from other activities. In 2022, the UN raised \$74.3 billion, 67% from earmarked funds, a significant barrier to flexibility and responsiveness.

Figure 4: Cover page of the 10th Edition of the Financing the UN Development System report



Part Two, the [marketplace of ideas](#), hosts thought pieces by leaders and experts in development, peace, humanitarian, and climate transition issues.

The 2024 Financing the UN Development System report underscores that realizing the ambitions of the 2030 Agenda requires bold, coordinated action, sustained

political will, and a shared responsibility to invest in a more resilient, inclusive, and effective multilateral system.

While the UN development system has made commendable progress in aligning resources with the Sustainable Development Goals and enhancing financial transparency, challenges include an overreliance on earmarked funding and persistent

liquidity constraints. In an increasingly complex global environment marked by overlapping crises, the report calls for renewed multilateral commitment to predictable, flexible, and high-quality financing.

Production of the 11th edition of the Financing the UN development system report, which will be released in the second half of 2025, is underway.

¹⁵ <https://www.un.org/ohrlls/content/about-small-island-developing-states>

6

MPTFO operational performance and financial resource management

6.1. MPTFO strategic objectives

The MPTFO offers flexible fund design and AA services that foster collaboration among multiple stakeholders while upholding the highest fiduciary and financial standards of all UN organizations. The MPTFO's work is guided by three key areas: creating and maintaining a **quality-assured strategic portfolio** of pooled financing instruments; **increasing efficiency** by consistently pursuing efficiency gains, transparency, and achieving key performance indicators; and fostering a **client-focused culture** that brings creativity and agility to requests for both current and expanded AA services to diversify client service offerings.

• Enhancing Quality

The MPTFO strives to enhance the quality and management features of UN inter-agency pooled funds. This begins with a focused analysis of fund design for newly established pooled funds, emphasizing collaboration among multiple stakeholders and leveraging robust financial instruments. In 2024, the MPTFO fully met the demand for well-designed, professionally managed pooled fund design and AA services. The Office facilitated significant, innovative, and diverse multi-stakeholder partnerships for achieving the SDGs by effectively managing an extensive portfolio of UN inter-agency funds and overseeing the transfer of \$1.1 billion to support programs in 116 programme countries.

• Efficiency

The MPTFO built on prior investments to enhance its business practices, processes,

and standard legal agreements, while also improving information services to meet the increasing demand for more effective pooled funding. In 2024, the MPTFO pushed forward its ambitious digitization initiative for fund management and administration by integrating the FTR into its digital platform. The FTR will streamline fund administration and management by automating the approval process and the digital submission from the Fund secretariat to the MPTFO, thereby reducing delays associated with paper-based systems. It will also enhance transparency by establishing an audit trail and a standardized digital footprint for the process.

• Client focus

The MPTFO facilitates collaboration among various partners, leveraging an extensive network of governments and contributors and implementing organizations to nurture effective financing platforms. Throughout 2024, the strategic focus of the MPTFO's administered portfolio of UN inter-agency pooled funds continued to shift toward a stronger emphasis on climate and environment, development, and peace and transition funds, including flagship initiatives such as the Peacebuilding Fund and the Joint SDG Fund. At the country level, the MPTFO contributed to enhanced joint action by UN Country Teams, aiding in the establishment of 22 new country-pooled funds.

In 2024, the MPTFO continued its leadership role by co-chairing the sub-group of the Fiduciary Management Oversight Group (FMOG) on inter-agency pooled funds, essential for informing QCPR reports and other Member State-mandated processes and facilitating legal standards

for the UNSDG. The Office spearheaded the third annual FMOG survey on Common Management Features, a mandated report on the Funding Compact to ECOSOC, to assess the progress of UN inter-agency pooled funds in their alignment with the Funding Compact's common management features. Following the adoption of the Funding Compact 2.0 in 2024, the MPTFO provided technical inputs and updates to UNDCO regarding reporting progress against indicators related to UN inter-agency pooled funds. It also took the technical lead in piloting an inter-agency training session on pooled funds, which was highly lauded and will be rolled out more broadly in 2025.

In 2024, the MPTFO facilitated stakeholder consultations with the Financial and Administrative Framework Agreement (FAFA) group to revise the Memorandum of Understanding (MoU) Addendum and standard operating procedures regarding European Union contributions to MPTFs and JPs. Subsequently endorsed by FMOG, these procedures strengthened the European Union's engagement with UN inter-agency pooled funds.

The ongoing partnership with the Dag Hammarskjöld Foundation has resulted in the production, launch, and distribution of the 10th edition of Financing the UN Development System: Resourcing the Future, expanding its reach, readership, and influence. The MPTFO actively engaged with partners and provided tailored platforms for deliberations on pooled funding, including the Office's 'Stakeholder Forum' in May 2024.

6.2. Operational resources

In accordance with AA protocol and the legal framework governing pooled funds, the MPTFO, a self-funded entity, charged each pooled fund a 1% administrative fee on contributions to cover its operational costs. The MPTFO's operational costs include investments in maintaining an agile workforce, consultancies, and long-term solutions that ensure that quality service requirements are met.



UN Sri Lanka SDG MPTF - Schoolchildren from Puttalam in Sri Lanka received furniture to support their learning.
© IOM



PAGE - PAGE led a regional workshop on regional cooperation and green finance bringing together senior government experts from Kazakhstan, Mongolia, Kyrgyzstan, and Uzbekistan.

© UNDP / PAGE

6.3. Operational performance

In 2024, the Office invested in processes that improved efficiencies, optimized resources, and drove economies of scale. A set of key performance indicators monitors and tracks performance in delivering core fund AA services.

KPI 1

Timely application of donor deposits and transfers to Participating UN Organizations (PUNOs)

In 2024, the MPTFO received 910 million in deposits from 71 contributors. The Office met the indicator for timely fund transfers, with \$1.1 billion transferred to 41 PUNOs and 83 NUNOs. In 2024, 93% of the funds were transferred within a five-day window, compared to 90% in 2023.

KPI 2

Timely submission of 2023 Annual Consolidated Progress Report

Narrative and annual financial reports are released to steering committees, donors, and stakeholders by May 31 of the following year. Fund secretariats are accountable for writing and finalizing narrative reports, and the MPTFO provides input by offering consolidated financial information to participating organizations.

Standardization and automation of annual financial narrative reports through GWIP enabled the MPTFO to provide financial information in a timely manner. By May 2024, 98% of the annual and final consolidated narrative reports had been finalized and published, a percentage consistent with the office's performance in 2023.

KPI 3

Timely production of 2023 Certified Sources and Uses of Funds Statements

Legal agreements for MPTFO-administered funds require that all contributors and participants submit a certified annual financial statement for each MPTF and JP by May 31 of the following year. In 2024, for the tenth consecutive year, all certified financial statements were published on the individual GWIP web pages by the end of May; 100% of the statements were submitted by May 31.

KPI 4

Targets for project closure

As per the standard MoU for UN inter-agency pooled funds, all participating organizations that receive resources through a given fund must close their projects and submit a final refund and financial report within 18 months following operational completion. This enables the MPTFO to close corresponding projects and funds financially. In collaboration with participating organizations, the MPTFO accelerated the closure of completed projects and funds, including those recommended by the UN Board of Auditors. In 2024, the Office financially closed 476 projects in collaboration with participating organizations.

Table 14 shows the UN's performance for projects with an end date of 2022 or earlier. It displays the number of UN agency projects for which certified final project statements have been received within the two years, which is in line with the standard MoU. Data for the MPTFO portfolio for projects ending in 2022 reveals that 3,272, or 30%, of certified project closure reports due by the end of 2024 were still outstanding.

Table 14: Agency financial closure performance for projects with an end date of 2022 and prior

Based on Certified Final Project Financial Statements, status as of 31 December 2024

	Agency	Financially Cleared	Pending Clearance	Grand Total
1	OCHA	209	1,779	1,988
2	UNDP	2,136	975	3,111
3	UNICEF	977	81	1,058
4	UNFPA	545	25	570
5	FAO	463	66	529
6	WFP	439	17	456
7	IOM	434	7	441
8	WHO	427	5	432
9	UNWOMEN	290	94	384
10	ILO	280	2	282
11	UNESCO	273	3	276
12	UNHCR	240	4	244
13	UNOPS	144	6	150
14	UNHABITAT	115	21	136
15	UNIDO	127	6	133
16	UNODC	112	6	118
17	OHCHR	94	18	112
18	UNEP	75	13	88
19	UNAIDS	76	2	78
20	UNCDF	47	9	56
21	PAHO/WHO	49	5	54
22	UNCTAD	14	7	21
23	UNDPPA	16	2	18
24	UNDP(UNV)	15	0	15
25	UNWTO	14	0	14
26	UNDPO	10	4	14
27	* Others	129	115	244
	Grand Total	7,750	3,272	11,022

IN-FOCUS

MPTFO Gateway Integrated Platform (GWIP): Flexible and inclusive pooled financing

In 2022, the MPTFO released its new online GWIP, an integrated digital system designed to enhance partnership engagement and information access for MPTFO-administered pooled funds. It provides a transparent one-stop entry point with data, results achieved, and information on UN inter-agency pooled funds in real time, including financial data by region, thematic, and geographic scope.

In 2024, the MPTFO improved the GWIP to streamline pooled funding processes and create efficiency gains. The Office adopted a partner-centered approach in upgrading the GWIP site, involving consultations to produce a revamped digital platform and improved functions and filters to enhance data retrieval and data analysis.

New features

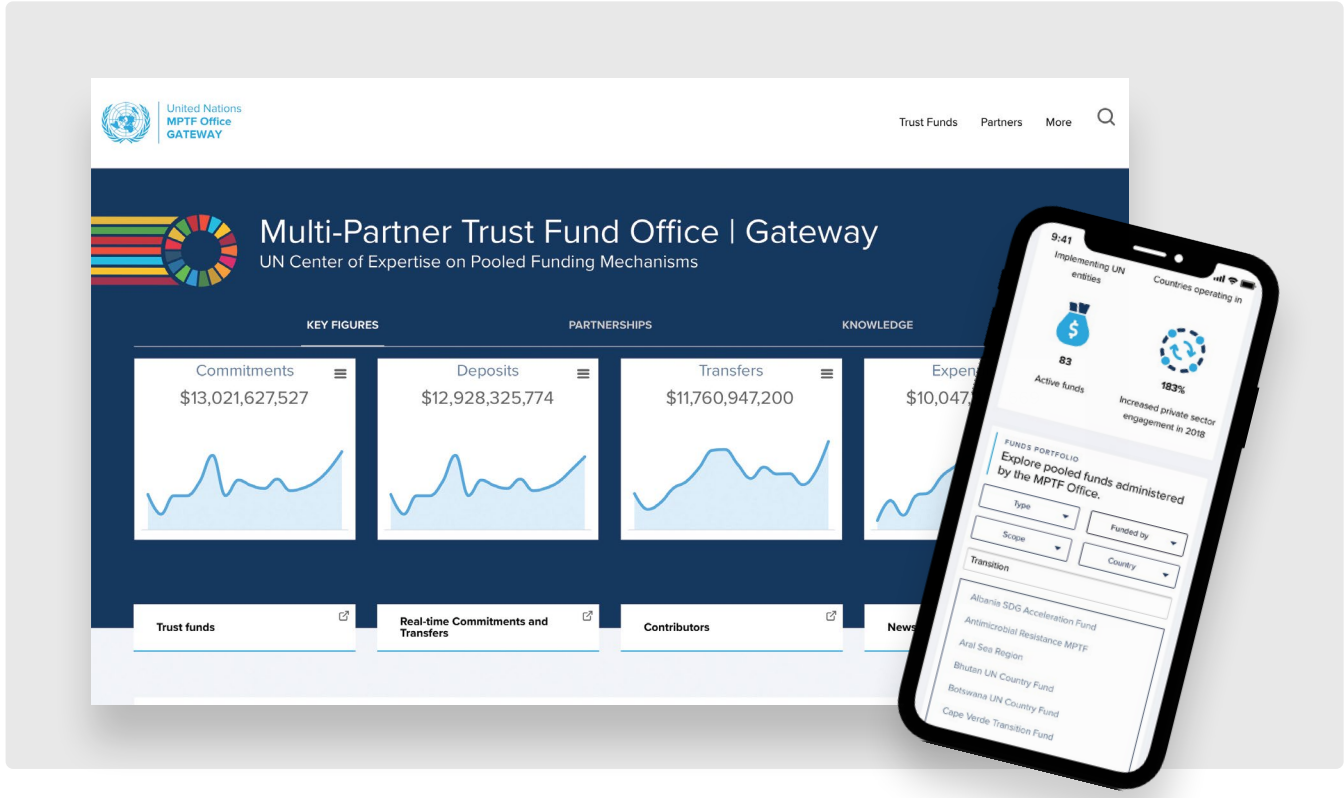
In 2024, the MPTFO introduced new features that enhanced the GWIP's functionality. The features ensured simplified access

to information on UN inter-agency pooled funds while also enhancing transparency, results, and informed analysis. The new features include:

- Finalization of the digital project form.
- Rollout of the digital FTR and creation of the learning center, specifically created to support the rollout of the digital FTR.
- Other digital forms for fund administration, i.e., Approval Committee (PAC) Form, and Fund Structure Form.
- Full alignment of the Fund status table on the website with the Source and Use of Funds (SUoFs) template from the annual report template.
- New Dashboards for monitoring key performance indicators to enhance performance measurement and ensure efficiency.

Looking forward

The MPTFO is committed to driving innovation throughout the fund management cycle. This includes implementing end-to-end digital fund management and administration tools that enhance efficiency and accountability in administrative services. Additionally, the MPTFO aims to enhance the website's usability by adding more functions that improve data analysis and search capabilities, increasing information and data accessibility for all partners.





7 Portfolio and partner data annexes

The work of the MPTF Office is possible thanks to the support and engagement of contributors, participating organizations, and programme countries that establish and capitalize UN inter-agency pooled

funding mechanisms. This section includes partner information, data on deposits, and a list of all pooled funds that received deposits in 2024.

Annex 1: Deposits to MPTFO-administered funds (US\$, 2016-2024)

	Funds	Thematic Scope	2024	2016 - 2024	Grand Total (2016-2024)	# of contributors
1	Peacebuilding Fund	Peace and transition	125,606,054		1,225,941,235	32
2	Joint SDG Fund	Development	89,797,163		389,788,287	11
3	Central African Forest Initiative	Climate and environment	69,468,886		808,889,456	8
4	Women's Peace and Humanitarian Fund	Peace and transition	65,975,338		222,971,139	19
5	UN-REDD Programme Fund	Climate and environment	40,095,260		150,819,750	4
6	Papua New Guinea UN Country Fund II	Development	39,975,260		39,975,260	2
7	Special Trust Fund for Afghanistan	Peace and transition	36,920,750		240,766,545	8
8	Systematic Observations Financing Facility	Climate and environment	31,786,878		86,301,169	9
9	Somalia Joint Fund	Peace and transition	28,612,788		512,190,303	6
10	South Sudan RSRTF	Peace and transition	22,264,334		117,702,476	3
11	Global Fund for Coral Reefs	Climate and environment	20,392,060		87,472,952	6
12	NBSAP Accelerator Partnership Accelerator Action Account MPTF (NBSAP AP AAA MPTF)	Climate and environment	20,264,400		20,264,400	1
13	UNPRPD Multi-Partner Trust Fund	Development	17,903,511		78,454,808	9
14	Nepal SDCF Fund	Development	16,357,808		16,357,808	2
15	Migration Multi-Partner Trust Fund	Development	15,127,114		63,415,296	8
16	SDG Multi-Partner Trust Fund Kenya	Development	12,284,420		24,406,552	5
17	Conflict-Related Sexual Violence MPTF	Peace and transition	11,876,347		46,448,672	16
18	Spotlight Initiative 2.0 Fund	Development	11,780,018		11,780,018	4
19	Supporting Resilient Livelihoods Food Security and Climate Adaptation In Yemen (ERRY III)	Peace and transition	11,655,850		46,375,266	2
20	Trust Fund for Peace in Colombia	Peace and transition	10,740,500		209,469,362	7
21	Complex Risk Analytics Fund	Peace and transition	10,295,192		32,990,183	4
22	Leaving No One Behind - The Internal Displacement Solutions Fund	Development	9,551,408		16,519,876	3
23	JP Bangladesh SAFE II	Peace and transition	7,861,604		35,287,865	2
24	JP OPT Sawasya III	Peace and transition	7,860,302		12,752,911	2
25	Tanzania SDG Fund	Development	7,199,135		22,106,861	2
26	Kunming Biodiversity Fund	Climate and environment	6,971,531		6,971,531	1
27	Burundi Multi-Partner Trust Fund	Development	6,315,006		12,719,956	3
28	Economic Empowerment of Rural Women	Development	6,211,331		39,321,051	4
29	JP Syria 2.0	Peace and transition	6,166,383		6,166,383	3
30	Ukraine Community Recovery Fund	Development	5,820,518		11,800,190	1

31	Antimicrobial Resistance Multi-Partner Trust Fund	Development	5,801,577		30,474,058	4
32	South Sudan Humanitarian Fund	Humanitarian	5,710,311		485,170,322	2
33	Moldova 2030 Partnerships Fund Phase II	Development	5,604,371		7,449,204	2
34	UN Global Pulse Network	Development	5,486,835		6,126,787	3
35	Digital Cooperation Fund	Development	5,469,842		7,159,718	10
36	Albania SDG Fund II	Development	5,433,946		14,035,501	3
37	Malawi SDG Acceleration Fund	Development	5,339,317		120,522,837	1
38	Bangladesh Local Government Initiative on Climate Change	Climate and environment	5,205,405		27,231,933	2
39	JP Sri Lanka JURE	Development	4,643,201		11,791,971	1
40	JP Mozambique Rapariga Biz II	Development	4,148,005		4,148,005	2
41	JP Climate Security Mechanism	Climate and environment	4,113,549		18,268,474	10
42	Afghanistan Humanitarian Fund	Humanitarian	4,003,695		885,483,623	1
43	United Nations Road Safety Trust Fund	Development	3,843,255		31,722,840	9
44	Elsie Initiative Fund	Peace and transition	3,637,606		39,433,347	5
45	JP DRC Fight Against GBV - JAD	Development	3,630,526		17,583,786	1
46	Malaysia-UN SDG Trust Fund	Development	3,600,000		7,600,000	1
47	SPECA	Development	3,500,000		3,500,000	1
48	Cabo Verde 2030 Acceleration Fund	Development	3,291,582		16,259,755	1
49	Pacific Insurance and Climate Adaptation Programme (PICAP)	Development	2,935,926		15,831,668	2
50	JP Pacific Digital Economy Programme	Development	2,886,561		11,709,102	2
51	JP Community-Based Forestry and Protected Area Management in Liberia	Climate and environment	2,838,420		6,095,785	1
52	Human Rights Mainstreaming Fund	Development	2,747,379		37,386,092	1
53	Infrastructure Resilience Accelerator Fund (IRAF)	Climate and environment	2,641,784		6,965,395	1
54	Trust Fund For Stabilization and Resilience in Mali (SRM Fund)	Peace and transition	2,569,500		2,569,500	1
55	Fonds Fiduciaire Multi-donneurs pour la Jeunesse et Emploi en Tunisie	Development	2,518,875		4,314,875	1
56	Joint Programme for Gender Equality in Georgia III	Development	2,339,075		5,053,826	1
57	NCD MPTF (Health4Life Fund)	Development	2,247,285		2,247,285	2
58	DRC Humanitarian Fund	Humanitarian	2,190,818		449,125,770	1
59	Central African Republic Humanitarian Fund	Humanitarian	2,190,818		216,997,351	1
60	JP EU 4 Gender Equality in Wes	Development	1,869,023		1,869,023	1
61	JP Guatemala Corredor Seco	Development	1,626,682		4,954,567	1
62	Partnership for Action on Green Economy	Climate and environment	1,611,332		63,887,470	2
63	UN Joint Rule of Law Programme for Somaliland Phase II	Peace and transition	1,500,000		1,500,000	1
64	UN Decade on Ecosystem Restoration	Climate and environment	1,415,690		33,565,512	1
65	JP Georgia Human Rights for All Phase 3	Development	1,250,000		1,250,000	1
66	UN Vietnam Pooled Fund	Development	1,236,837		1,236,837	1
67	Moldova 2030 SDGs Partnership	Development	1,192,799		9,074,264	1
68	Somalia Humanitarian Fund	Humanitarian	1,095,409		386,755,050	1
69	Sudan Humanitarian Fund	Humanitarian	1,095,409		411,629,850	1
70	The Nature Facility	Climate and environment	1,000,000		2,000,000	1
71	Western Balkans SALW Control Roadmap MPTF	Peace and transition	995,627		28,541,443	3
72	DRC Fonds National REDD	Climate and environment	914,997		4,978,009	1
73	JP Bosnia Gender Equality	Development	904,797		904,797	1
74	JP Somalia UN Joint Police Programme - Phase II	Peace and transition	880,288		880,288	1
75	JP Cuba EE FRE-DL	Climate and environment	870,188		10,325,905	1
76	JP Support to 2024 Elections in Georgia	Peace and transition	867,000		867,000	1
77	Montenegro SDG Acceleration Fund	Development	804,989		3,990,128	4
78	UNITLIFE Trust Fund	Climate and environment	768,597		5,394,942	2
79	Sudan Financing Platform	Development	722,860		46,065,786	2
80	Spotlight Initiative 2.0 - Joint Programme in Ecuador	Development	700,000		700,000	1



81	Science and Diplomacy Joint Programme	Development	600,000	<div>600K</div>	600,000	2
82	JP Serbia EVEC	Development	590,836	<div>779K591K</div>	1,369,990	1
83	JP DRR for Sustainable Development in Bosnia and Herzegovina – Phase II	Development	503,093	<div>650K503K</div>	1,153,093	2
84	Working for Health Multi-Partner Trust Fund	Development	500,000	<div>1M500K</div>	6,961,151	1
85	Generation Unlimited	Development	424,188	<div>2M424K</div>	14,308,254	1
86	Mozambique Sustainable Development MPTF	Development	332,232	<div>197K332K</div>	528,839	1
87	UN Sri Lanka SDG Multi-Partner Trust Fund	Peace and transition	285,741	<div>2M286K</div>	39,472,937	1
88	Joint Programme Financing a Green Inclusive and Sustainable Recovery	Development	159,762	<div>6M160K</div>	15,829,701	1
89	JP Philippines Human Rights	Development	11,060	<div>262K11K</div>	3,288,614	1
Grand Total			910,436,050	<div>700M910M</div>	10,593,903,217	

Annex 2: Contributors to MPTFO-administered pooled funds (US\$, 2016-2024)

Contributors		2024	2016 - 2024	Grand Total (2016-2024)
1	Germany	98,940,697	<div>57M99M</div>	1,814,678,359
2	Norway	97,930,657	<div>96M98M</div>	1,265,948,937
3	United Kingdom	86,673,135	<div>177M87M</div>	1,498,787,555
4	Sweden	72,286,684	<div>100M72M</div>	1,211,934,507
5	Australia	58,011,117	<div>33M58M</div>	360,321,255
6	Spain	55,067,405	<div>2M55M</div>	119,096,918
7	Netherlands	54,061,315	<div>42M54M</div>	708,746,788
8	European Union	50,579,700	<div>25M51M</div>	1,013,986,625
9	Denmark	46,940,989	<div>22M47M</div>	339,109,331
10	Canada	41,068,740	<div>14M41M</div>	439,034,238
11	Switzerland	40,899,900	<div>14M41M</div>	264,045,560
12	United States of America	37,660,000	<div>1M38M</div>	210,663,941
13	Ireland	20,637,801	<div>21M21M</div>	220,789,122
14	New Zealand	20,295,900	<div>1M20M</div>	68,882,698
15	France	17,931,848	<div>4M18M</div>	85,626,103
16	Belgium	14,527,653	<div>13M15M</div>	134,594,476
17	Finland	12,575,331	<div>3M13M</div>	104,421,963
18	Republic of Korea	10,921,594	<div>2M11M</div>	72,039,948
19	Italy	9,973,950	<div>5M10M</div>	103,311,854
20	Luxembourg	8,141,170	<div>6M8M</div>	46,658,292
21	China	6,971,531	<div>7M</div>	6,971,531
22	Nordic Development Fund	6,314,490	<div>10M6M</div>	16,356,740
23	Japan	5,574,385	<div>7M6M</div>	41,136,828
24	Austria	5,155,452	<div>24K5M</div>	30,753,767
25	UN Foundtn/UN Partnrrshp Office	4,873,141	<div>170K5M</div>	12,878,137
26	MySDG Foundation	3,600,000	<div>4M4M</div>	7,600,000
27	Azerbaijan	3,500,000	<div>25K4M</div>	3,546,667
28	UN MINUSMA	2,569,500	<div>3M</div>	2,569,500
29	Autoliv	2,000,000	<div>600K2M</div>	3,000,000
30	Iceland	1,781,663	<div>101K2M</div>	5,902,407
31	Bill and Melinda Gates Foundation	1,250,000	<div>1M</div>	1,250,000
32	United Arab Emirates	1,198,312	<div>1M1M</div>	5,749,355

33	Cartier Philanthropy	1,000,000	<div>85K1M</div>	2,170,000
34	United States Fund for UNICEF	980,000	<div>980K</div>	980,000
35	Czechia	942,120	<div>218K942K</div>	4,105,797
36	Mohammed Bin Rashid Al Maktoum Global Initiatives	753,597	<div>750K754K</div>	1,879,942
37	Turkey	724,916	<div>2M725K</div>	7,153,677
38	Saudi Arabia	648,000	<div>1M648K</div>	1,748,000
39	Portugal	595,321	<div>155K595K</div>	2,477,437
40	Michelin Corporate Foundation	553,277	<div>500K553K</div>	2,597,467
41	Fondazione Compagnia di San Paolo	500,000	<div>500K</div>	500,000
42	Qatar	450,000	<div>20M450K</div>	87,873,584
43	Fondation Botnar	424,188	<div>2M424K</div>	5,319,494
44	Global Impact	293,800	<div>881K294K</div>	1,175,200
45	Bridgestone Corporation	275,000	<div>175K275K</div>	725,000
46	Poland	251,902	<div>25K252K</div>	4,182,948
47	United Nations	222,012	<div>222K</div>	222,012
48	Swisscontact	215,000	<div>215K</div>	215,000
49	Montenegro	207,399	<div>10K207K</div>	537,649
50	Honda Motor Co. Ltd	200,000	<div>200K</div>	200,000
51	Conrad N. Hilton Foundation	150,000	<div>250K150K</div>	400,000
52	Slovenia	143,579	<div>65K144K</div>	361,722
53	Estonia	126,479	<div>162K126K</div>	2,118,686
54	Singapore	110,000	<div>110K</div>	110,000
55	CAN-Quebec Research Fund (FRQ)	100,000	<div>100K</div>	100,000
56	Mexico	100,000	<div>10K100K</div>	773,358
57	Indonesia	80,000	<div>30K80K</div>	300,000
58	Croatia	70,000	<div>472K70K</div>	1,009,166
59	Liechtenstein	56,312	<div>73K56K</div>	411,708
60	Keep Fighting Foundation	53,585	<div>61K54K</div>	220,735
61	Cyprus	53,000	<div>10K53K</div>	311,893
62	Chile	50,000	<div>101K50K</div>	774,350
63	Lithuania	43,274	<div>11K43K</div>	255,370
64	Philippines	40,000	<div>50K40K</div>	786,402
65	Malta	37,271	<div>86K37K</div>	180,670
66	Latvia	20,529	<div>22K21K</div>	84,451
67	Thailand	20,000	<div>125K20K</div>	245,000
68	Ecobank Foundation	15,000	<div>15K</div>	15,000
69	Revel	9,893	<div>3K10K</div>	24,977
70	Peru	5,033	<div>4K5K</div>	36,807
71	Mauritius	1,500	<div>2K2K</div>	7,500
Grand Total		910,436,050	<div>700M910M</div>	10,593,903,217



Annex 3: Transfers to programme countries from MPTFO-administered pooled funds (US\$, 2018-2024)

Countries		2024	2018 - 2024	Grand Total (2018 -2024)
1	Global and Interregional	214,977,631	46M	984,611,542
2	Democratic Republic of Congo	74,365,578	111M	731,125,672
3	Sudan (the)	64,693,210	75M	529,206,005
4	Afghanistan	53,349,469	67M	1,316,476,601
5	Somalia	50,032,239	116M	770,520,365
6	South Sudan	43,710,717	59M	531,968,090
7	Papua New Guinea	27,691,640	17M	184,150,070
8	Uzbekistan	27,651,941	4M	95,231,072
9	Cameroon	25,858,436	1M	58,013,264
10	Malawi	25,764,477	14M	182,716,843
11	Haiti	25,589,758	4M	90,502,463
12	Ukraine	23,392,372	1M	40,940,861
13	Tanzania	19,486,822	19M	107,266,641
14	Colombia	17,372,078	34M	178,843,908
15	Nepal	17,046,231	1M	30,936,539
16	Palestine State of	16,113,261	5M	60,232,861
17	Bangladesh	14,330,450	25M	124,778,437
18	Central African Republic	13,855,906	44M	263,673,281
19	Yemen	13,593,919	11M	122,762,807
20	Kenya	13,298,258	150K	31,994,497
21	Burundi	11,568,085	10M	45,189,001
22	Equatorial Guinea	11,122,012	88K	24,157,672
23	Mozambique	10,929,986	5M	66,853,889
24	Guatemala	9,744,985	7M	58,809,192
25	Kiribati	9,715,184	1M	11,059,380
26	Ethiopia	9,141,576	4M	24,394,288
27	Sri Lanka	9,040,253	5M	72,724,829
28	Niger	8,538,560	5M	86,449,898
29	Moldova	8,444,603	724K	29,323,260
30	Chad	7,817,885	7M	52,263,495
31	Mali	7,732,614	11M	115,044,091
32	Indonesia	7,613,907	2M	29,245,190
33	Burkina Faso	7,466,867	1M	47,588,295
34	Albania	7,411,617	4M	51,139,096
35	Madagascar	7,151,788	1M	38,160,152
36	Liberia	6,714,972	10M	79,179,916
37	Guinea-Bissau	6,322,445	967K	29,605,285
38	Philippines	6,037,754	915K	25,535,477

39	Gambia	5,935,539	6M	37,617,008
40	Cabo Verde	5,760,727	3M	17,897,802
41	Solomon Islands	5,732,049	1M	13,980,093
42	Guinea	5,148,248	6M	44,588,429
43	Maldives	4,499,741	60K	8,575,665
44	Rwanda	4,379,843	3M	29,276,422
45	Zimbabwe	4,070,000	80K	44,070,915
46	Bhutan	3,763,763	400K	5,335,813
47	El Salvador	3,758,347	4M	34,708,901
48	Georgia	3,723,932	2M	29,601,704
49	Kyrgyzstan	3,530,232	9M	38,312,206
50	Bosnia and Herzegovina	3,429,950	3M	21,644,599
51	Montenegro	3,418,280	1M	8,490,533
52	Sierra Leone	3,243,565	3M	27,610,019
53	Malaysia	3,170,589	499K	4,414,646
54	Uganda	3,128,125	5M	57,798,467
55	Costa Rica	3,120,000	1M	8,649,911
56	Egypt	3,091,230	200K	4,665,101
57	Mauritania	2,855,964	897K	30,261,157
58	North Macedonia	2,750,000	400K	13,336,836
59	Libya	2,544,012	892K	12,388,912
60	Nigeria	2,498,456	3M	50,509,067
61	Bahamas	2,486,942	600K	4,533,342
62	Fiji	2,479,000	1M	17,111,629
63	Honduras	2,468,004	3M	32,785,179
64	Serbia	2,455,270	399K	11,248,255
65	Côte d'Ivoire	2,249,251	7M	31,994,735
66	Micronesia	2,246,620	300K	2,646,620
67	Ecuador	2,091,845	3M	15,236,800
68	Kosovo (As per UNSCR 1244)	2,000,000	1M	13,192,202
69	Congo	2,000,000	2M	26,762,976
70	Turkey	1,990,000	850K	3,199,919
71	Senegal	1,982,957	1M	8,760,915
72	Cambodia	1,769,989	386K	10,144,642
73	Gabon	1,514,732	9M	51,996,419
74	Sao Tome and Principe	1,514,350	1M	7,536,261
75	Viet Nam	1,450,000	2M	9,354,568
76	Syrian Arab Republic	1,318,298	2M	32,545,491
77	Togo	1,300,153	1M	10,417,903
78	Ghana	1,249,938	2M	9,334,711
79	Chile	1,177,199	944K	6,130,416
80	Cuba	1,111,486	2M	12,243,046
81	Zambia	1,099,873	400K	11,468,638
82	Peru	1,080,000	4M	9,267,647



83	Bolivia	1,050,000	<div><div>200K</div><div></div><div>1M</div></div>	6,034,407
84	Benin	1,004,979	<div><div>400K</div><div></div><div>1M</div></div>	6,485,928
85	Myanmar	1,000,000	<div><div>4M</div><div></div><div>1M</div></div>	30,903,196
86	Jamaica	1,000,000	<div><div>4M</div><div></div><div>1M</div></div>	13,928,563
87	Trinidad and Tobago	1,000,000	<div><div>1M</div><div></div><div>1M</div></div>	9,257,114
88	Jordan	849,510	<div><div>642K</div><div></div><div>850K</div></div>	7,145,690
89	Vanuatu	800,000	<div><div>1M</div><div></div><div>800K</div></div>	4,635,714
90	Tunisia	776,411	<div><div>1M</div><div></div><div>776K</div></div>	13,570,589
91	Eswatini	750,000	<div><div>1M</div><div></div><div>750K</div></div>	2,699,275
92	Antigua and Barbuda	657,811	<div><div>727K</div><div></div><div>658K</div></div>	1,385,286
93	Dominican Republic	623,490	<div><div>390K</div><div></div><div>623K</div></div>	3,644,793
94	Timor-Leste	600,000	<div><div>400K</div><div></div><div>600K</div></div>	18,443,637
95	Guyana	599,963	<div><div>1M</div><div></div><div>600K</div></div>	6,135,677
96	Barbados	591,435	<div><div>2M</div><div></div><div>591K</div></div>	9,228,710
97	Mongolia	500,000	<div><div>926K</div><div></div><div>500K</div></div>	5,915,716
98	Iraq	499,999	<div><div>6M</div><div></div><div>500K</div></div>	18,580,786
99	Paraguay	450,000	<div><div>500K</div><div></div><div>450K</div></div>	950,000
100	Seychelles	426,743	<div><div>242K</div><div></div><div>427K</div></div>	758,638
101	Iran	413,318	<div><div>3M</div><div></div><div>413K</div></div>	6,285,575
102	Dominica	349,903	<div><div>350K</div></div>	349,903
103	Cook Islands	283,200	<div><div>100K</div><div></div><div>283K</div></div>	966,400
104	Niue	280,700	<div><div>281K</div><div></div><div>281K</div></div>	561,400
105	Belize	250,000	<div><div>1M</div><div></div><div>250K</div></div>	5,054,196
106	Mexico	250,000	<div><div>393K</div><div></div><div>250K</div></div>	13,655,446
107	Panama	250,000	<div><div>1M</div><div></div><div>250K</div></div>	1,500,000
108	Djibouti	250,000	<div><div>400K</div><div></div><div>250K</div></div>	2,226,938
109	Botswana	250,000	<div><div>500K</div><div></div><div>250K</div></div>	1,570,000
110	Suriname	250,000	<div><div>562K</div><div></div><div>250K</div></div>	3,204,837
111	Samoa	250,000	<div><div>533K</div><div></div><div>250K</div></div>	11,803,726
112	Tajikistan	250,000	<div><div>1M</div><div></div><div>250K</div></div>	16,038,838
113	Thailand	249,995	<div><div>1M</div><div></div><div>250K</div></div>	2,649,811
114	Turkmenistan	249,995	<div><div>883K</div><div></div><div>250K</div></div>	2,419,995
115	Brazil	229,803	<div><div>1M</div><div></div><div>230K</div></div>	5,308,158
116	Marshall Islands	70,000	<div><div>809K</div><div></div><div>70K</div></div>	1,225,477
117	Lao People's Democratic Republic (the)	1,536	<div><div>946K</div><div></div><div>2K</div></div>	7,388,666
Grand Total		1,074,586,774	<div><div>808M</div><div></div><div>1B</div></div>	8,592,033,374

Annex 4: Transfers to participating organizations in MPTFO-administered pooled funds (US\$, 2018-2024)

	Participating Organisations	2024	2018 - 2024	Grand Total (2018 -2024)
1	UNDP (United Nations Development Programme)	249,566,780	<div><div>368.8M</div><div></div><div>249.6M</div></div>	2,390,389,841
2	UNICEF (United Nations Children's Fund)	82,270,165	<div><div>47.6M</div><div></div><div>82.3M</div></div>	636,712,519
3	UN WOMEN (United Nations Entity for Gender Equality and the Empowerment of Women)	77,207,595	<div><div>35.2M</div><div></div><div>77.2M</div></div>	578,337,161
4	IOM (International Organization for Migration)	66,476,628	<div><div>25M</div><div></div><div>66.5M</div></div>	451,925,042
5	FAO (Food and Agriculture Organization)	55,187,713	<div><div>36.5M</div><div></div><div>55.2M</div></div>	412,526,740
6	UNOPS (United Nations Office for Project Services)	48,052,992	<div><div>15.4M</div><div></div><div>48.1M</div></div>	176,654,506
7	WFP (World Food Programme)	45,439,735	<div><div>21.6M</div><div></div><div>45.4M</div></div>	392,921,612
8	Stitching andgreen.fund	43,821,269	<div><div>43.8M</div></div>	43,821,269
9	UNFPA (United Nations Population Fund)	38,631,447	<div><div>36.6M</div><div></div><div>38.6M</div></div>	492,176,120
10	UNEP (United Nations Environment Programme)	38,490,567	<div><div>8.5M</div><div></div><div>38.5M</div></div>	104,572,985
11	OCHA (Office for the Coordination of Humanitarian Affairs)	28,508,553	<div><div>100.8M</div><div></div><div>28.5M</div></div>	1,382,111,869
12	UNHCR (United Nations High Commissioner for Refugees)	26,875,346	<div><div>14.8M</div><div></div><div>26.9M</div></div>	155,151,646
13	UNESCO (United Nations Educational Scientific and Cultural Organization)	23,405,662	<div><div>4.3M</div><div></div><div>23.4M</div></div>	83,443,581
14	IFAD (International Fund for Agricultural Development)	21,278,877	<div><div>827.8K</div><div></div><div>21.3M</div></div>	26,901,892
15	UNCDF (United Nations Capital Development Fund)	20,356,458	<div><div>8.8M</div><div></div><div>20.4M</div></div>	171,292,012
16	UN-HABITAT (United Nations Human Settlements Programme)	17,205,201	<div><div>10.9M</div><div></div><div>17.2M</div></div>	78,181,851
17	WHO (World Health Organization)	16,080,549	<div><div>16M</div><div></div><div>16.1M</div></div>	197,760,547
18	ILO (International Labour Organization)	15,324,339	<div><div>12.9M</div><div></div><div>15.3M</div></div>	119,038,136
19	UNODC (United Nations Office on Drugs and Crime)	13,938,646	<div><div>2.2M</div><div></div><div>13.9M</div></div>	67,207,365
20	OHCHR (Office of the United Nations High Commissioner for Human Rights)	13,682,183	<div><div>8M</div><div></div><div>13.7M</div></div>	91,555,189
21	Enabel (Belgian Development Agency)	10,000,000	<div><div>4M</div><div></div><div>10M</div></div>	22,000,000
22	Deutsche Gesellschaft für Internationale Zusammenarbeit - GIZ	10,000,000	<div><div>10M</div><div></div><div>10M</div></div>	30,000,000
23	UNDP/PA (Department of Political and Peacebuilding Affairs)	8,465,004	<div><div>205.2K</div><div></div><div>8.5M</div></div>	12,445,836
24	ACLEDA	7,412,544	<div><div>4.2M</div><div></div><div>7.4M</div></div>	18,408,969
25	UNIDO (United Nations Industrial Development Organization)	6,880,694	<div><div>1.3M</div><div></div><div>6.9M</div></div>	36,208,685
26	UNMAS (UN Mine Action Service)	5,861,815	<div><div>144.1K</div><div></div><div>5.9M</div></div>	6,005,867
27	Mesoamerican Reef Fund	5,008,250	<div><div>100K</div><div></div><div>5M</div></div>	6,422,288
28	UNDPO (Department of Peace Operations)	3,885,417	<div><div>2.7M</div><div></div><div>3.9M</div></div>	20,805,375
29	The Nature Conservancy	3,837,162	<div><div>100K</div><div></div><div>3.8M</div></div>	14,737,959
30	UNITAR (United Nations Institute for Training and Research)	3,770,772	<div><div>952.4K</div><div></div><div>3.8M</div></div>	10,505,377
31	Mercy Corps	3,725,000	<div><div>1.6M</div><div></div><div>3.7M</div></div>	10,002,850
32	Blue finance ECRE	3,040,000	<div><div>99K</div><div></div><div>3M</div></div>	3,139,000
33	JICA (Japan International Cooperation Agency)	3,000,000	<div><div>3M</div><div></div><div>3M</div></div>	6,999,607
34	OSRSG_SVC (Office of the Special Representative of the Secretary-General on Sexual Violence in Conflict)	2,775,582	<div><div>1.8M</div><div></div><div>2.8M</div></div>	11,968,458
35	WMO (World Meteorological Organization)	2,579,977	<div><div>3M</div><div></div><div>2.6M</div></div>	16,476,800
36	Conservation International	2,499,596	<div><div>100K</div><div></div><div>2.5M</div></div>	5,599,596
37	One Acre Fund	2,000,000	<div><div>500K</div><div></div><div>2M</div></div>	3,491,461
38	AFD (Agence Française de Développement)	2,000,000	<div><div>9.4M</div><div></div><div>2M</div></div>	47,981,554
39	Christian Aid Ireland	1,942,500	<div><div>346.5K</div><div></div><div>1.9M</div></div>	4,697,500
40	Catalytic - Catalytic Finance	1,903,691	<div><div>1.9M</div></div>	1,903,691
41	ECE (Economic Commission for Europe)	1,888,095	<div><div>1.2M</div><div></div><div>1.9M</div></div>	9,646,634
42	IUCN (International Union for Conservation of Nature)	1,524,484	<div><div>3.8M</div><div></div><div>1.5M</div></div>	5,621,496
43	ITC (International Trade Centre)	1,470,991	<div><div>625.3K</div><div></div><div>1.5M</div></div>	6,324,157
44	SFCG (Search for Common Ground)	1,400,000	<div><div>1.4M</div><div></div><div>1.4M</div></div>	14,364,838
45	ITU (International Telecommunication Union)	1,286,410	<div><div>109.4K</div><div></div><div>1.3M</div></div>	2,226,487
46	NRC (Norwegian Refugee Council)	1,240,566	<div><div>656.4K</div><div></div><div>1.2M</div></div>	1,896,985
47	UNMISS (UN Mission in South Sudan)	1,197,369	<div><div>629.8K</div><div></div><div>1.2M</div></div>	5,603,695
48	DanChurchAid	1,150,000	<div><div>525K</div><div></div><div>1.2M</div></div>	2,200,000
49	SaferWorld	1,020,373	<div><div>187.6K</div><div></div><div>1M</div></div>	5,641,066
50	EOSG (Executive Office of the SG)	1,009,778	<div><div>475.4K</div><div></div><div>1M</div></div>	11,338,218
51	UNCTAD (United Nations Conference on Trade and Development)	1,007,384	<div><div>304.1K</div><div></div><div>1M</div></div>	8,178,328



52	UNSOM (UN Assistance Mission in Somalia)	888,543	888.5K	888,543
53	Wildlife Conservation Society	860,363	106.7K860.4K	2,685,963
54	AIP Found - Asia Injury Prevention	800,000	800K	800,000
55	Madre Inc.	778,452	383.6K778.5K	1,817,901
56	GGGI	773,453	773.5K	773,453
57	UNOSET (UN Office of the SG's Envoy on Technology)	760,620	93.3K760.6K	853,937
58	LPI (Life and Peace Institute)	700,000	350K700K	1,700,000
59	Build Change	699,730	699.7K	699,730
60	CRS - Catholic Relief Services	671,481	671.5K671.5K	1,342,962
61	CARE INTERNATIONAL	647,500	785K647.5K	4,047,602
62	HI (Humanity & Inclusion)	625,779	300K625.8K	2,125,779
63	War Child	605,042	437.1K605K	2,458,996
64	Conexion Guatemala	600,000	1.4M600K	2,000,000
65	SAF FJKM (Sampan'Asa Momba Ny Fampandros)	590,318	163.5K590.3K	1,057,318
66	International Rescue Committee	525,000	525K525K	1,050,000
67	COOPI - Cooperazione Internazionale	525,000	525K525K	1,050,000
68	AAITG (ActionAid the Gambia)	524,996	525K	524,996
69	Government of Senegal	515,457	600K515.5K	2,415,915
70	UNDRR (UN Office for Disaster Risk Reduction)	502,600	502.6K	502,600
71	MRCS	500,000	500K	500,000
72	UNAIDS (The Joint United Nations Programme on HIV/AIDS)	496,448	1.4M496.4K	4,580,911
73	OIKOS	490,000	490K	490,000
74	ECLAC (Economic Commission for Latin America and the Caribbean)	486,668	125K486.7K	3,122,754
75	Plan International	455,000	455K455K	910,000
76	Concern Worldwide	450,000	525K450K	3,000,000
77	Defend Defenders	440,000	319.9K440K	1,159,859
78	BIRN - Balkan Investigative Reporting Network	437,500	437.5K	437,500
79	Ayuda en Accion	434,000	434K	434,000
80	PAHO/WHO (Pan American Health Organization)	428,300	485.2K428.3K	13,904,608
81	SeyCCAT	426,743	90.3K426.7K	517,085
82	DCAF (Geneva Centre for Security Sector Governance)	420,000	420K	420,000
83	ESCAP (Economic and Social Commission for Asia and the Pacific)	407,866	317.9K407.9K	3,394,012
84	Mina's List	399,726	399.7K	399,726
85	UNU (United Nations University)	399,663	654.3K399.7K	1,383,968
86	MRA	358,479	358.5K	358,479
87	Peace Research Institute Oslo	350,000	350K	350,000
88	EQUITAS	349,961	350K	349,961
89	WCM (War Childhood Museum)	348,950	349K	348,950
90	MLAL - ProgettoMondo	347,900	347.9K347.9K	695,800
91	ACH - Accion Contra el Hambre	347,500	247.5K347.5K	595,000
92	ONG Adkoul - ONG Adkoul	332,500	332.5K332.5K	665,000
93	IGAD Climate Prediction and Applications Centre (ICPAC)	300,039	300K	300,039
94	GOAL	299,638	350K299.6K	1,099,638
95	TEARFUND	298,969	348.8K299K	996,564
96	ECA (Economic Commission for Africa)	296,610	1.1M296.6K	2,278,431
97	Women of Will	288,989	289K	288,989
98	BIOM -Youth Ecological Movemen	279,999	280K	279,999
99	Agir Ensemble	265,362	110.7K265.4K	625,209
100	NIMD (Netherlands Institute for Multiparty Democracy)	250,343	615.1K250.3K	2,221,694
101	IRAP (International Road Assessment Programme)	250,000	250K	250,000
102	RCCC - Stitching International Red Cross/Red Crescent	247,042	247K	247,042
103	Forum-Asia	240,000	240K	240,000
104	Kvinna till Kvinna Foundation	234,500	346.5K234.5K	729,500
105	MERCY Malaysia - Malaysian Med	230,050	230.1K	230,050
106	GPFMY - Global Peace Foundation	211,298	211.3K	211,298
107	SIHA (Strategic Initiative for Women in the Horn of Africa)	210,000	210K	210,000
108	American Friends Service Committee	202,500	245K202.5K	1,025,000
109	RLabs	200,000	686.5K200K	1,569,278

110	Dignity - Dignity For Children	200,000	200K	200,000
111	WWF - Malaysia-World Wide Fund	200,000	200K	200,000
112	ICTJ (International Center for Transitional Justice)	175,000	135K175K	735,842
113	ROI - Roza Otunbayeva Initiati	165,000	385K165K	550,000
114	GEN Myanmar	160,000	160K	160,000
115	SPC - The Pacific Community	150,000	150K	150,000
116	NSDO - Nile Sustainable Development Organization	140,027	140K	140,027
117	World Vision International (WVI)	134,820	297.6K134.8K	1,982,743
118	NCSM - National Cancer Society	123,000	123K	123,000
119	KUASA (Persatuan Aktivis Sahabat Alam)	106,696	106.7K	106,696
120	USM – Universiti Sains Malaysia	101,420	101.4K	101,420
121	Live&Learn (Live & Learn Environmental Education)	100,000	100K	100,000
122	Integrity Watch	100,000	150K100K	250,000
123	EMHRF (Euro-Mediterranean Foundation of Support to Human Rights Defenders)	82,746	104K82.7K	317,407
124	FLD (Front Line Defenders)	57,031	192.2K57K	655,744
Grand Total		1,074,586,774	838.2M1.1B	8,592,033,374



**UN Multi-Partner
Trust Fund Office**



**UNITED NATIONS
SUSTAINABLE
DEVELOPMENT
GROUP**

**Multi-Partner Trust Fund Office
UNDP
304 East 45th Street
11th floor
New York, NY 10017**

mptf.undp.org

