



CONSOLIDATED ANNUAL FINANCIAL REPORT of the Administrative Agent

United Nations Road Safety Trust Fund

for the period 03 April 2018 to 31 December 2025

UN Multi-Partner Trust Fund Office
United Nations Development Programme
GATEWAY: <https://mptf.undp.org>

May 2026





DEFINITIONS

Allocation/Total Approved Budget

Amount approved by the Steering Committee for a project/programme. The total approved budget represents the cumulative amount of allocations approved by the Steering Committee.

Approved Project/Programme

A project/programme including budget, etc., that is approved by the Steering Committee for funds' allocation purposes.

Contributor Commitment

Amount(s) committed by a contributor to a Fund in a signed donor agreement with the UNDP Multi-Partner Trust Fund Office (MPTF Office), in its capacity as the Administrative Agent. A commitment may be paid or pending payment.

Contributor Deposit

Cash deposit received by the MPTF Office for the Fund from a contributor in accordance with a signed donor agreement.

Delivery Rate

The percentage of funds that have been utilized, calculated by comparing expenditures reported by a Participating Organization or Non-UN Organization against the 'net funded amount'. This does not include expense commitments by Participating Organizations.

Donor Agreement

Standard Administrative Arrangement and/or European Commission contribution agreement between contributor/donor and MPTF Office.

Net Funded Amount

Amount transferred to a Participating Organization less any refunds transferred back to the MPTF Office by a Participating Organization.

Participating Organization

A UN Organization or other inter-governmental Organization that is a partner in a Fund, as represented by signing the applicable legal agreement with the MPTF Office for a particular Fund.

Project Expenditure

The sum of expenses and/or expenditure reported by all Participating Organizations for a Fund irrespective of which basis of accounting each Participating Organization follows for donor reporting.

Project Financial Closure

A project or programme is considered financially closed when all financial obligations of an operationally completed project or programme have been settled, and no further financial charges may be incurred. MPTF Office will report a project financially closed once the financial report(s) has been received and any balance of funds refunded.

Project Operational Closure

A project or programme is deemed operationally closed once all activities funded for Participating Organization(s) have been concluded, and the Steering Committee has approved the final narrative report.

Project Start Date

Project/ Joint programme start date as per the programmatic document.

US Dollar Amount

The financial data in the report is recorded in US Dollars.

Transferred Funds

Funds transferred to Participating Organizations by the Administrative Agent in accordance with the Steering Committee's request.



TABLE OF CONTENTS

Introduction	4
1. Sources and Uses of Funds	5
2. Partner Contributions	6
3. Interest Earned	8
4. Transfer Of Funds	9
5. Expenditure and Financial Delivery Rates	10
6. Cost Recovery	12
7. Accountability and Transparency	12
8. Direct Cost	12
9. Annexes	13



INTRODUCTION

This Consolidated Annual Financial Report of the **United Nations Road Safety Trust Fund** is prepared by the United Nations Development Programme (UNDP) Multi-Partner Trust Fund Office (MPTF Office) in fulfillment of its obligations as Administrative Agent, as per the Terms of Reference (TOR), the Memorandum of Understanding (MOU) signed between the UNDP MPTF Office and the Participating Organizations, and the donor agreement signed with contributors/donors.

The MPTF Office, as Administrative Agent, is responsible for concluding an MOU with Participating Organizations and donor agreements with contributors/donors. It receives, administers and manages contributions,

and disburses these funds to the Participating Organizations. The Administrative Agent prepares and submits annual consolidated financial reports, as well as regular financial statements, for transmission to stakeholders.

This consolidated financial report covers the period 03 April 2018 to 31 December 2025 and provides financial data on progress made in the implementation of projects of the **United Nations Road Safety Trust Fund**. It is posted on the MPTF Office GATEWAY (<https://mptf.undp.org/fund/rds00>).



2025 FINANCIAL PERFORMANCE

This chapter presents financial data and analysis of the **United Nations Road Safety Trust Fund** using the pass-through funding modality as of 31 December **2025**. Financial information for this Fund is also available on the MPTF Office GATEWAY, at the following address: <https://mptf.undp.org/fund/rds00>.

1. SOURCES AND USES OF FUNDS

As of 31 December **2025**, **30** contributors deposited US\$ **35,091,406** and US\$ **1,563,429** was earned in interest.

The cumulative source of funds was US\$ **36,654,835**.

Of this amount, US\$ **25,808,862** has been net funded to **14** Participating Organizations, of which US\$ **20,020,834** has been reported as expenditure. The Administrative Agent fee has been charged at the approved rate of 1% on deposits and amounts to US\$ **309,821**. Other Expenditures on EU contributions amount to USD 41,093. Table 1 provides an overview of the overall sources, uses, and balance of the **United Nations Road Safety Trust Fund** as of 31 December 2025.

Table 1 Financial Overview, as of 31 December 2025 (in US Dollars)

	Prior Years up to 31 Dec 2024	Financial Year Jan-Dec 2025	Total
Sources of Funds			
Contributions from donors	31,722,840	3,368,566	35,091,406
Sub-total Contributions	31,722,840	3,368,566	35,091,406
Fund Interest and Investment Income Earned	1,069,703	430,584	1,500,287
Interest Income received from Participating Organizations	23,453	39,690	63,142
Total: Sources of Funds	32,815,996	3,838,840	36,654,835
Use of Funds			
Transfers to Participating Organizations	15,756,734	1,578,430	17,335,164
Transfers to Participating Organizations for Direct Cost - Fund Secretariat etc	8,136,323	1,075,404	9,211,727
Sub-Total Transfers	23,893,057	2,653,834	26,546,891
Refunds received from Participating Organizations	(304,583)	(299,052)	(603,635)
Refunds received from Participating Organizations for Direct Cost	(174,084)	39,690	(134,394)
Sub-Total Refunds	(478,667)	(259,362)	(738,029)
Administrative Agent Fees	292,233	17,588	309,821
Bank Charges	1,936	358	2,294
Other Expenditures	24,995	16,098	41,093
Total: Uses of Funds	23,733,554	2,428,515	26,162,070
Change in Fund cash balance with Administrative Agent	9,082,441	1,410,324	10,492,765
Opening Fund balance (1 January)	9,195,973	9,082,441	-
Closing Fund balance (31 December)	9,082,441	10,492,765	10,492,765
Net Funded Amount (Includes Direct Cost)	23,414,390	2,394,472	25,808,862
Participating Organizations Expenditure (Includes Direct Cost)	15,449,958	4,570,876	20,020,834
Balance of Funds with Participating Organizations	7,964,432	(2,176,404)	5,788,028

2. PARTNER CONTRIBUTIONS

Table 2 provides information on cumulative contributions received from all contributors to this fund as of 31 December 2025.

The **United Nations Road Safety Trust Fund** is currently being financed by **30** contributors¹, as listed in the table below.

The table includes financial commitments made by the contributors through signed Standard Administrative Agreements with an anticipated deposit date as per the schedule of payments by 31 December 2025 and deposits received by the same date. It does not include commitments that were made to the fund beyond 2025.

Table 2. Contributions, as of 31 December 2025 (in US Dollars)

Contributors	Total Commitments	Total Deposits
Government of France (Agence Française de Développement)	1,096,613	1,096,613
Autoliv Inc.	3,000,000	3,000,000
Bridgestone Corporation	1,000,000	1,000,000
Essilor	200,000	200,000
European Union	4,109,340	4,109,340
FIA Foundation	11,032,459	11,032,459
Fondazione Unipolis	10,450	10,450
GlobalGiving on behalf of 3M	250,000	250,000
Government of Bahrain	250,000	250,000
Government of Croatia	211,160	211,160
Government of Cyprus	11,400	11,400
Government of France	300,000	300,000
Government of Germany	1,049,602	1,049,602
Government of Hungary	90,000	90,000
Government of Luxembourg	1,134,959	1,134,959
Government of Mauritius	9,000	9,000
Government of Monaco	114,660	114,660
Government of Qatar	450,000	450,000
Government of Russian Federation	4,000,000	4,000,000
Government of Slovakia	17,123	17,123
Honda Motor Co. Ltd	800,000	800,000
HUMDA - Hungarian Motorsport and Green Mobility Development Agency	400,000	200,000
Keep Fighting Foundation	275,034	275,034
La Nuez Audiovisual Productions	5,027	5,027
Michelin Corporate Foundation	3,184,750	3,184,750
Pirelli	1,200,000	1,200,000
Private Sector (Online Individual Donations)	2,760	2,760

¹ In case of contributions from different departments in the same Government, the contributions appear as separate in the financial report according to donors' indications, but are considered as a single contributor for purposes of the narrative report. Remo



Pvblc Foundation	5,886	5,886
Revel	59,775	59,775
Swiss Philanthropy Foundation	21,408	21,408
TOTAL	1,000,000	1,000,000
Grand Total	35,291,406	35,091,406



3. INTEREST EARNED

Interest income is earned in two ways: 1) on the balance of funds held by the Administrative Agent (Fund earned interest), and 2) on the balance of funds held by the Participating Organizations (Agency earned interest) where their Financial Regulations and Rules allow return of interest to the AA.

As of 31 December **2025**, Fund earned interest amounts to US\$ **1,500,287**.

Interest received from Participating Organizations amounts to US\$ **63,142**, bringing the cumulative interest received to US\$ **1,563,429**. Details are provided in the table below.

Table 3. Sources of Interest and Investment Income, as of 31 December 2025 (in US Dollars)

Interest Earned	Prior Years up to 31-Dec-2024	Financial Year Jan-Dec-2025	Total
Administrative Agent			
Fund Interest and Investment Income Earned	1,069,703	430,584	1,500,287
Total: Fund Interest Earned	1,069,703	430,584	1,500,287
Participating Organization			
ECA	6,414	-	6,414
ECE	-	39,690	39,690
ECLAC	13,985	-	13,985
ESCAP	3,053	-	3,053
Total: Agency Interest Earned	23,453	39,690	63,142
Grand Total	1,093,155	470,274	1,563,429



4. TRANSFER OF FUNDS

Allocations to Participating Organizations are approved by the Steering Committee and disbursed by the Administrative Agent. As of 31 December 2025, the AA has transferred US\$ 26,546,891 to 14 Participating Organizations (see list below).

Table 4 provides additional information on the refunds received by the MPTF Office, and the net funded amount for each of the Participating Organizations.

Table 4. Transfer, Refund, and Net Funded Amount to Participating Organization (in US Dollars)

Participating Organization	Prior Years up to 31-Dec-2024			Financial Year Jan-Dec-2025			Total		
	Transfers	Refunds	Net Funded	Transfers	Refunds	Net Funded	Transfers	Refunds	Net Funded
AIP Found	800,000	-	800,000	-	-	-	800,000	-	800,000
ECA	978,573	(10,372)	968,201	-	-	-	978,573	(10,372)	968,201
ECE	8,851,448	(174,084)	8,677,365	1,019,184	39,690	1,058,874	9,870,632	(134,394)	9,736,238
ECLAC	1,258,720	(71,302)	1,187,418	-	-	-	1,258,720	(71,302)	1,187,418
ESCAP	2,067,486	(13,595)	2,053,891	225,000	(260,500)	(35,500)	2,292,486	(274,095)	2,018,391
ESCWA	1,281,161	-	1,281,161	-	-	-	1,281,161	-	1,281,161
ILO	100,000	-	100,000	-	-	-	100,000	-	100,000
IRAP	250,000	-	250,000	-	-	-	250,000	-	250,000
PAHO/WHO	-	-	-	200,000	-	200,000	200,000	-	200,000
UNDP	1,103,500	-	1,103,500	143,575	(3,880)	139,695	1,247,075	(3,880)	1,243,195
UNEP	1,003,480	-	1,003,480	-	-	-	1,003,480	-	1,003,480
UNHABITAT	1,756,980	(1,792)	1,755,188	250,000	-	250,000	2,006,980	(1,792)	2,005,188
UNICEF	1,604,695	-	1,604,695	169,836	(34,672)	135,164	1,774,531	(34,672)	1,739,859
WHO	2,837,014	(207,522)	2,629,492	646,239	-	646,239	3,483,253	(207,522)	3,275,731
Grand Total	23,893,057	(478,667)	23,414,390	2,653,834	(259,362)	2,394,472	26,546,891	(738,029)	25,808,862

5. EXPENDITURE AND FINANCIAL DELIVERY RATES

All expenditures reported are submitted as certified financial information by the Headquarters of the Participating Organizations. These were consolidated by the MPTF Office.

Joint Programme/ project expenditures are incurred and monitored by each Participating Organization, and are reported to the Administrative Agent as per the agreed upon categories for inter-agency harmonized reporting. The expenditures are reported via the MPTF Office's online expenditure reporting tool. The **2025** expenditure data has been posted on the MPTF Office GATEWAY at <https://mptf.undp.org/fund/rds00>.

5.1 EXPENDITURE REPORTED BY PARTICIPATING ORGANIZATION

In **2025**, US\$ **2,394,472** was net funded to Participating Organizations, and US\$ **4,570,876** was reported in expenditure.

As shown in the table below, the cumulative net funded amount is US\$ **25,808,862** and cumulative expenditures reported by the Participating Organizations amount to **US\$ 20,020,834**. This equates to an overall Fund expenditure delivery rate of **77.57** percent.

Table 5.1 Net Funded Amount and Reported Expenditures by Participating Organization, as of 31 December 2025 (in US Dollars)

Participating Organization	Approved Amount	Net Funded Amount	Expenditure			Delivery Rate %
			Prior Years up to 31-Dec-2024	Financial Year Jan-Dec-2025	Cumulative	
AIP Found	800,000	800,000	8,121	244,220	252,340	31.54
ECA	978,573	968,201	880,066	(277,089)	602,977	62.28
ECE	10,019,802	9,736,238	6,210,039	1,885,200	8,095,240	83.15
ECLAC	1,258,720	1,187,418	989,351	100,311	1,089,662	91.77
ESCAP	2,256,986	2,018,391	956,459	435,452	1,391,911	68.96
ESCWA	1,281,161	1,281,161	895,074	(110,905)	784,169	61.21
ILO	100,000	100,000	-	56,901	56,901	56.90
IRAP	500,000	250,000	22,586	288,277	310,863	124.35
PAHO/WHO	400,000	200,000	-	-	-	-
UNDP	1,390,650	1,243,195	943,348	129,155	1,072,503	86.27
UNEP	1,003,480	1,003,480	626,131	221,328	847,458	84.45
UNHABITAT	2,256,980	2,005,188	1,341,748	329,922	1,671,670	83.37
UNICEF	1,824,531	1,739,859	1,293,609	287,302	1,580,910	90.86
WHO	4,181,864	3,275,731	1,283,426	980,803	2,264,229	69.12
Grand Total	28,252,747	25,808,862	15,449,958	4,570,876	20,020,834	77.57



5.2. Expenditures Reported by Category

Project expenditures are incurred and monitored by each Participating Organization and are reported as per the agreed categories for inter-agency harmonized reporting. In 2006 the UN Development Group (UNDG) established six categories against which UN entities must report inter-agency project expenditures. Effective 1 January 2012, the UN Chief Executives Board (CEB) modified these categories as a result of IPSAS adoption to comprise eight categories.

Table 5.2. Expenditure by UNSDG Budget Category, as of 31 December 2025 (in US Dollars)

Category	Expenditures			Percentage of Total Programme Cost
	Prior Years up to 31-Dec-2024	Financial Year Jan-Dec-2025	Total	
Staff & Personnel Cost	6,215,832	2,327,347	8,543,180	46.35
Supplies, commodities and materials	29,476	189,373	218,849	1.19
Equipment, vehicles, furniture and depreciation	130,895	55,416	186,311	1.01
Contractual Services Expenses	3,239,333	751,109	3,990,442	21.65
Travel	690,940	428,996	1,119,936	6.08
Transfers and Grants	3,072,862	349,808	3,422,670	18.57
General Operating	736,423	212,098	948,521	5.15
Programme Costs Total	14,115,761	4,314,147	18,429,908	100.00
¹ Indirect Support Costs Total	1,334,197	256,729	1,590,926	8.63
Grand Total	15,449,958	4,570,876	20,020,834	-

1 Indirect Support Costs charged by Participating Organization, based on their financial regulations, can be deducted upfront or at a later stage during implementation. The percentage may therefore appear to exceed the 7% agreed upon for on-going projects. Once projects is financially closed, this number is not to exceed 7%.



6. COST RECOVERY

Cost recovery policies for the Fund are guided by the applicable provisions of the Terms of Reference, the MOU concluded between the Administrative Agent and Participating Organizations, and the SAAs concluded between the Administrative Agent and Contributors, based on rates approved by UNDG.

The policies in place, as of 31 December 2025, were as follows:

- **The Administrative Agent (AA) fee:** 1% is charged at the time of the contributor deposit and covers services provided on that contribution for the entire duration of the Fund. Cumulatively, as of 31 December 2025, US\$ **309,821** has been charged in AA fees. AA cost related to EC Contributions are charged as Other Expenditures.
- **Indirect Costs of Participating Organizations:** A general cost that cannot be directly related to any particular programme or activity of the Participating Organizations. Participating Organizations may charge 7% indirect costs based on UNSDG policy, establishing an indirect cost rate as a percentage of the programmable costs for interagency pass-through pool funds. In the current reporting period US\$ **256,729** was deducted in indirect costs by Participating Organizations. Cumulatively, indirect costs amount to US\$ **1,590,926** as of 31 December **2025**.

8. DIRECT COSTS

The Fund governance mechanism may approve an allocation to a Participating Organization to cover costs associated with Fund coordination covering overall coordination, and fund level reviews and evaluations. These allocations are referred to as 'direct costs'. Cumulatively, as of 31 December 2025, US\$ 9,077,333 has been charged as Direct Costs.

Participating Organization	Approved Amount	Net Funded Amount	Expenditure			Delivery Rate %
			Prior Years up to 31-Dec-2024	Financial Year Jan-Dec-2025	Cumulative	
ECE	9,211,677	9,077,333	5,783,239	1,762,577	7,545,816	83.13
Grand Total	9,211,677	9,077,333	5,783,239	1,762,577	7,545,816	83.13



**United Nations Road Safety Trust
Fund**
Annexes to Financial Report



Annex 1. EXPENDITURE BY PROJECT GROUPED BY THEME/OUTCOME

Annex 1 displays the net funded amounts, expenditures reported and the financial delivery rates by Theme/Outcome by project/ joint programme and Participating Organization

Annex 1 Expenditure by Project within Theme/Outcome

Theme/Outcome / Project No. and Project Title	Participating Organization	Project Status	Total Approved Amount	Net Funded Amount	Total Expenditure	Delivery Rate %	
1 Strengthened RS mgt capacity							
00115702	Strengthening Speed Management in Philippines	ESCAP	Financially Closed	198,546	184,951	184,951	100.00
00115906	Improving Road Traffic Fatality Data in Ivory Coast and Senegal	WHO	Financially Closed	199,500	130,676	130,676	100.00
00115907	Strengthening legal frameworks for road safety in countries	WHO	Financially Closed	145,188	51,042	51,042	100.00
00125035	Strengthen Road Safety Management for evidence-based intervention through reliable road crash data, building capacity in research and monitoring evaluation	ECA	Project Closed	265,082	265,082	84,468	31.86
00128653	Strengthening evidence-based interventions for road safety in the Arab region through effective and reliable data recording, processing and analysis	ESCWA	On Going	280,875	280,875	182,179	64.86
00128712	Re-framing Road Safety in Armenia connecting data, people and policies on Armenian roads	UNDP	Project Closed	407,000	403,120	403,120	100.00
00128712	Re-framing Road Safety in Armenia connecting data, people and policies on Armenian roads	UNICEF	Project Closed	81,321	81,321	81,356	100.04
00128732	Strengthening the capacity of Iranian National Road Safety Commission (NRSC) as the lead national road safety agency in Iran	ESCAP	Project Closed	205,440	205,440	16,058	7.82
00128738	Expanding Safe School Zone Models in selected highly urbanized cities in the Philippines	UNICEF	Financially Closed	535,364	512,788	512,788	100.00
00140103	Improve Motor 2 wheel Safety Thailand	ESCAP	On Going	46,500	46,500	1,921	4.13
00140103	Improve Motor 2 wheel Safety Thailand	UNHABITAT	On Going	46,500	46,500	-	-
00140103	Improve Motor 2 wheel Safety Thailand	WHO	On Going	307,000	307,000	39,674	12.92
00140127	The Global Alliance of Cities for Road Safety (ACROS)	ECA	Project Closed	10,000	10,000	5,869	58.69
00140127	The Global Alliance of Cities for Road Safety (ACROS)	ESCWA	Project Closed	10,000	10,000	8,765	87.65
00140127	The Global Alliance of Cities for Road Safety (ACROS)	UNEP	Project Closed	30,000	30,000	29,872	99.57
00140127	The Global Alliance of Cities for Road Safety (ACROS)	UNHABITAT	Project Closed	450,000	450,000	423,889	94.20
00140132	Safe System Approach Safer Roads in Jamaica	WHO	On Going	400,000	400,000	395,794	98.95
00140145	Road Safety Management in Nepal	ESCAP	Project Closed	53,500	53,500	49,404	92.34
00140145	Road Safety Management in Nepal	UNDP	Project Closed	246,500	246,500	239,982	97.36
00140146	Better Road Safety System in Bosnia and Herzegovina and Serbia	ECE	Project Closed	120,000	120,000	120,256	100.21



00140146	Better Road Safety System in Bosnia and Herzegovina and Serbia	WHO	Project Closed	220,000	220,000	209,277	95.13
00141249	Investing in Mongolia's Safer Roads – Developing national road safety budgets and investment strategies	UNDP	On Going	194,150	97,075	9,201	9.48
00141249	Investing in Mongolia's Safer Roads – Developing national road safety budgets and investment strategies	WHO	On Going	92,500	46,250	-	-
00141269	Protecting Riders in MENA & Beyond – strengthening motorcycle safety laws	ECE	On Going	93,000	46,500	-	-
00141269	Protecting Riders in MENA & Beyond – strengthening motorcycle safety laws	UNDP	On Going	93,000	46,500	-	-
00141269	Protecting Riders in MENA & Beyond – strengthening motorcycle safety laws	WHO	On Going	278,978	139,489	4,558	3.27
00141271	Global Alliance of Cities for Road Safety (ACRoS II) – Road Safety Cities Challenge to Enable Startup Innovations	UNHABITAT	On Going	500,000	250,000	-	-
00141314	Building lasting investment solutions to make India's roads safer – Harmonizing Funding, Action Plans, and Capacity Building	ESCAP	On Going	100,000	50,000	-	-
00141314	Building lasting investment solutions to make India's roads safer – Harmonizing Funding, Action Plans, and Capacity Building	UNICEF	On Going	100,000	50,000	-	-
00141314	Building lasting investment solutions to make India's roads safer – Harmonizing Funding, Action Plans, and Capacity Building	WHO	On Going	300,000	150,000	-	-
1 Strengthened RS mgt capacity: Total				6,009,944	4,931,109	3,185,099	64.59

2 Improved safety road infrast							
00115690	Capacity development on child-responsive urban planning and sustainable urban transportation to enhance road safety	UNICEF	Financially Closed	197,694	197,694	197,694	100.00
00120883	Safe Roads Zambia - Creating Cities for Non-motorized Transportation Users	UNDP	Project Closed	450,000	450,000	420,200	93.38
00123596	Ten Step Plan for Safer Road Infrastructure in Tanzania	ECA	Financially Closed	480,000	470,761	470,761	100.00
00128739	We all build road safety: Participative interventions throughout Colombia's regions	ECLAC	Project Closed	535,000	535,000	519,182	97.04
00129192	Reclaiming Streets for Pedestrians and Cyclists in Africa-Building	ECA	Project Closed	11,770	10,637	10,637	100.00
00129192	Reclaiming Streets for Pedestrians and Cyclists in Africa-Building	UNEP	Project Closed	16,050	16,050	15,710	97.88
00129192	Reclaiming Streets for Pedestrians and Cyclists in Africa-Building	UNHABITAT	Project Closed	461,480	461,480	453,827	98.34
00129192	Reclaiming Streets for Pedestrians and Cyclists in Africa-Building	UNICEF	Project Closed	10,700	-	-	-



00131669	People-friendly Streets in Afghan cities	UNHABITAT	Financially Closed	495,000	495,000	495,000	100.00
00140099	Safe and Inclusive Road Design in Central Asia	ESCAP	Project Closed	500,000	500,000	475,176	95.04
00140100	Safe and Inclusive Road Design in North and West Africa	ESCWA	On Going	405,452	405,452	26,412	6.51
00140101	Safer Streets for Road Users in Nigeria	UNHABITAT	Project Closed	104,000	104,000	100,746	96.87
00140674	Better road data systems and crash investigation in Brazil	WHO	On Going	300,000	229,803	173,294	75.41
00140822	Senegal Ten Step Plan for Safer infrastructure	IRAP	On Going	500,000	250,000	310,863	124.35
00140883	Safe School Zones in Viet Nam	AIP Found	On Going	400,000	400,000	98,418	24.60
00140883	Safe School Zones in Viet Nam	ESCAP	On Going	100,000	100,000	39,310	39.31
2 Improved safety road infrast: Total				4,967,146	4,625,877	3,807,231	82.30

3 Enhanced safety of vehicles							
00122087	Safer and Cleaner Used Vehicle for Africa-Phase 1	ECE	Operationally Closed	203,300	203,300	203,202	99.95
00122087	Safer and Cleaner Used Vehicle for Africa-Phase 1	UNEP	Operationally Closed	296,700	296,700	295,014	99.43
00140102	Motorcycle Anti-Lock Braking System (ABS) Advocacy Campaign in the ASEAN	ECE	Project Closed	67,000	67,000	43,526	64.96
00140102	Motorcycle Anti-Lock Braking System (ABS) Advocacy Campaign in the ASEAN	ESCAP	Project Closed	133,000	133,000	112,035	84.24
00140147	Safer clean used vehicles in Africa and Asia	ECE	Project Closed	133,830	133,830	122,262	91.36
00140147	Safer clean used vehicles in African and Asia	UNEP	Project Closed	366,170	366,170	364,985	99.68
00140878	Safer and Cleaner Used Vehicles for Latin America and the Caribbean	ECE	On Going	102,720	-	-	-
00140878	Safer and Cleaner Used Vehicles for Latin America and the Caribbean	ECLAC	On Going	102,720	102,720	20,781	20.23
00140878	Safer and Cleaner Used Vehicles for Latin America and the Caribbean	UNEP	On Going	294,560	294,560	141,877	48.17
00141348	Star Rating for Safer Motorcycles in Southeast Asia – Establishing regional motorcycle star rating based on safety features & UN compliance	ESCAP	On Going	350,000	175,000	-	-
3 Enhanced safety of vehicles: Total				2,050,000	1,772,280	1,303,684	73.56

4 Improved behaviour road user							
00115689	SCALING UP Safe Street Designs	UNHABITAT	Financially Closed	200,000	198,208	198,208	100.00
00122758	Reducing road deaths and injuries in Jordan through increasing restraint use	ESCWA	Operationally Closed	267,550	267,550	191,691	71.65
00122798	Speed Management project in Latin America: the case of Argentina	ECLAC	Financially Closed	300,000	292,671	292,671	100.00
00122800	Strengthening Road Traffic Enforcement	ECLAC	Financially Closed	321,000	257,027	257,027	100.00
00122900	Improvement of driver licensing system in Lao	ESCAP	Project Closed	570,000	570,000	513,055	90.01



00125147	Transformative Actions for Safe motorcycles in Tunisia	ESCWA	Project Closed	317,284	317,284	375,122	118.23
00128885	Safe and healthy cities for children and adolescents	UNICEF	Project Closed	500,000	498,604	498,604	100.00
00129193	Tuwurinde - Let s Protect the head (Rwanda)	ECA	Project Closed	211,721	211,721	31,243	14.76
00129193	Tuwurinde - Let s Protect the head (Rwanda)	ECE	Project Closed	88,275	88,275	60,177	68.17
00140104	A model building national capacity for road policing through the respective road safety mandates and mechanisms of select UN agencies	WHO	Project Closed	100,000	100,000	39,944	39.94
00140920	Policy reform for safe journeys for Cambodian factory workers	AIP Found	On Going	400,000	400,000	153,922	38.48
00140920	Policy reform for safe journeys for Cambodian factory workers	ILO	On Going	100,000	100,000	56,901	56.90
00141270	Strengthening legal frameworks to promote motorcyclist safety in five countries of the Americas	PAHO/WHO	On Going	400,000	200,000	-	-
00141270	Strengthening legal frameworks to promote motorcyclist safety in five countries of the Americas	WHO	On Going	100,000	50,000	-	-
4 Improved behaviour road user: Total				3,875,830	3,551,340	2,668,566	75.14

5 Improved post-crash care							
00123431	Strengthening national capacity for the coordinated delivery of emergency medical services for victims of road traffic injuries in Azerbaijan	WHO	Financially Closed	500,000	455,448	455,448	100.00
00128817	Strengthening the post-crash response (Bangladesh)	WHO	Financially Closed	160,000	160,000	160,000	100.00
00140635	Strengthening post-crash care in Tanzania	WHO	On Going	485,350	242,675	169,243	69.74
00140636	Strengthening post-crash care in Uganda, A pilot in an urban district, Mukono	UNICEF	On Going	399,452	399,452	290,469	72.72
00140636	Strengthening post-crash care in Uganda, A pilot in an urban district, Mukono	WHO	On Going	100,548	100,548	76,604	76.19
00140693	Strengthening emergency care systems in the Americas	WHO	On Going	492,800	492,800	358,675	72.78
5 Improved post-crash care: Total				2,138,150	1,850,923	1,510,439	81.60

Direct Cost Budget							
00112512	UN Road Safety Trust Fund Secretariat	ECE	Operationally Closed	1,233,080	1,219,767	1,219,767	100.00
00124931	UN Road Safety TF Sec-2021	ECE	Operationally Closed	1,384,005	1,262,925	1,262,925	100.00
00129541	Road SafetyTF_2022 Secretariat	ECE	Operationally Closed	1,359,788	1,359,788	1,174,641	86.38
00133620	UN Road Safety Trust Fund Secretariat	ECE	Operationally Closed	1,457,800	1,457,800	1,430,701	98.14
00140351	United Nations Road Safety Trust Fund Secretariat	ECE	Operationally Closed	1,350,800	1,350,800	1,115,143	82.55
00140850	UN Road Safety Trust Fund Secretariat	ECE	Project Closed	1,350,800	1,350,850	1,342,640	99.39
00141369	UN Road Safety Trust Fund Secretariat	ECE	On Going	1,075,404	1,075,404	-	-



Direct Cost Budget: Total	9,211,677	9,077,333	7,545,816	83.13
Grand Total	28,252,747	25,808,862	20,020,834	77.57



Annex 2. EXPENDITURE BY PROJECT GROUPED BY COUNTRY

Annex 2 displays the net funded amounts, expenditures reported and the financial delivery rates by Country by project/ joint programme and Participating Organization

Table Annex 2 Expenditure by Project, grouped by Country

Country / Project No. and Project Title	Participating Organization	Total Approved Amount	Net Funded Amount	Total Expenditure	Delivery Rate %	
Afghanistan						
00131669	People-friendly Streets in Afghan cities	UNHABITAT	495,000	495,000	495,000	100.00
Afghanistan: Total			495,000	495,000	495,000	100.00
Argentina						
00122798	Speed Management project in Latin America: the case of Argentina	ECLAC	300,000	292,671	292,671	100.00
Argentina: Total			300,000	292,671	292,671	100.00
Armenia						
00128712	Re-framing Road Safety in Armenia connecting data, people and policies on Armenian roads	UNDP	407,000	403,120	403,120	100.00
00128712	Re-framing Road Safety in Armenia connecting data, people and policies on Armenian roads	UNICEF	81,321	81,321	81,356	100.04
Armenia: Total			488,321	484,441	484,476	100.01
Azerbaijan						
00123431	Strengthening national capacity for the coordinated delivery of emergency medical services for victims of road traffic injuries in Azerbaijan	WHO	500,000	455,448	455,448	100.00
Azerbaijan: Total			500,000	455,448	455,448	100.00
Bangladesh						
00128817	Strengthening the post-crash response (Bangladesh)	WHO	160,000	160,000	160,000	100.00
Bangladesh: Total			160,000	160,000	160,000	100.00
Brazil						
00122800	Strengthening Road Traffic Enforcement	ECLAC	321,000	257,027	257,027	100.00
00140674	Better road data systems and crash investigation in Brazil	WHO	300,000	229,803	173,294	75.41
Brazil: Total			621,000	486,830	430,321	88.39
Cambodia						
00140920	Policy reform for safe journeys for Cambodian factory workers	AIP Found	400,000	400,000	153,922	38.48
00140920	Policy reform for safe journeys for Cambodian factory	ILO	100,000	100,000	56,901	56.90



workers

Cambodia: Total			500,000	500,000	210,823	42.16
Colombia						
00128739	We all build road safety: Participative interventions throughout Colombia's regions	ECLAC	535,000	535,000	519,182	97.04
Colombia: Total			535,000	535,000	519,182	97.04
Ethiopia						
00115689	SCALING UP Safe Street Designs	UNHABITAT	200,000	198,208	198,208	100.00
Ethiopia: Total			200,000	198,208	198,208	100.00
Global and Interregional						
00112512	UN Road Safety Trust Fund Secretariat	ECE	1,233,080	1,219,767	1,219,767	100.00
00115690	Capacity development on child - responsive urban planning and sustainable urban transportation to enhance road safety	UNICEF	197,694	197,694	197,694	100.00
00115906	Improving Road Traffic Fatality Data in Ivory Coast and Senegal	WHO	199,500	130,676	130,676	100.00
00115907	Strengthening legal frameworks for road safety in countries	WHO	145,188	51,042	51,042	100.00
00122087	Safer and Cleaner Used Vehicle for Africa-Phase 1	ECE	203,300	203,300	203,202	99.95
00122087	Safer and Cleaner Used Vehicle for Africa-Phase 1	UNEP	296,700	296,700	295,014	99.43
00124931	UN Road Safety TF Sec-2021	ECE	1,384,005	1,262,925	1,262,925	100.00
00128653	Strengthening evidence-based interventions for road safety in the Arab region through effective and reliable data recording, processing and analysis	ESCWA	280,875	280,875	182,179	64.86
00129192	Reclaiming Streets for Pedestrians and Cyclists in Africa-Building	ECA	11,770	10,637	10,637	100.00
00129192	Reclaiming Streets for Pedestrians and Cyclists in Africa-Building	UNEP	16,050	16,050	15,710	97.88
00129192	Reclaiming Streets for Pedestrians and Cyclists in Africa-Building	UNHABITAT	461,480	461,480	453,827	98.34
00129192	Reclaiming Streets for Pedestrians and Cyclists in Africa-Building	UNICEF	10,700	-	-	-
00129541	Road SafetyTF_2022 Secretariat	ECE	1,359,788	1,359,788	1,174,641	86.38
00133620	UN Road Safety Trust Fund Secretariat	ECE	1,457,800	1,457,800	1,430,701	98.14
00140099	Safe and Inclusive Road Design in Central Asia	ESCAP	500,000	500,000	475,176	95.04
00140100	Safe and Inclusive Road Design in North and West Africa	ESCWA	405,452	405,452	26,412	6.51
00140102	Motorcycle Anti-Lock Braking System (ABS) Advocacy Campaign in the ASEAN	ECE	67,000	67,000	43,526	64.96
00140102	Motorcycle Anti-Lock Braking	ESCAP	133,000	133,000	112,035	84.24



	System (ABS) Advocacy Campaign in the ASEAN						
00140104	A model building national capacity for road policing through the respective road safety mandates and mechanisms of select UN agencies	WHO	100,000	100,000	39,944	39.94	
00140127	The Global Alliance of Cities for Road Safety (ACROS)	ECA	10,000	10,000	5,869	58.69	
00140127	The Global Alliance of Cities for Road Safety (ACROS)	ESCWA	10,000	10,000	8,765	87.65	
00140127	The Global Alliance of Cities for Road Safety (ACROS)	UNEP	30,000	30,000	29,872	99.57	
00140127	The Global Alliance of Cities for Road Safety (ACROS)	UNHABITAT	450,000	450,000	423,889	94.20	
00140146	Better Road Safety System in Bosnia and Herzegovina and Serbia	ECE	120,000	120,000	120,256	100.21	
00140146	Better Road Safety System in Bosnia and Herzegovina and Serbia	WHO	220,000	220,000	209,277	95.13	
00140147	Safer clean used vehicles in Africa and Asia	ECE	133,830	133,830	122,262	91.36	
00140147	Safer clean used vehicles in Africa and Asia	UNEP	366,170	366,170	364,985	99.68	
00140351	United Nations Road Safety Trust Fund Secretariat	ECE	1,350,800	1,350,800	1,115,143	82.55	
00140693	Strengthening emergency care systems in the Americas	WHO	492,800	492,800	358,675	72.78	
00140850	UN Road Safety Trust Fund Secretariat	ECE	1,350,800	1,350,850	1,342,640	99.39	
00140878	Safer and Cleaner Used Vehicle for Latin America and the Caribbean	ECE	102,720	-	-	-	
00140878	Safer and Cleaner Used Vehicle for Latin America and the Caribbean	ECLAC	102,720	102,720	20,781	20.23	
00140878	Safer and Cleaner Used Vehicle for Latin America and the Caribbean	UNEP	294,560	294,560	141,877	48.17	
00141269	Protecting Riders in MENA & Beyond – Strengthening motorcycle safety laws	ECE	93,000	46,500	-	-	
00141269	Protecting Riders in MENA & Beyond – Strengthening motorcycle safety laws	UNDP	93,000	46,500	-	-	
00141269	Protecting Riders in MENA & Beyond – Strengthening motorcycle safety laws	WHO	278,978	139,489	4,558	3.27	
00141270	Strengthening legal frameworks to promote motorcyclist safety in five countries of the Americas	PAHO/WHO	400,000	200,000	-	-	
00141270	Strengthening legal frameworks to promote motorcyclist safety in five countries of the Americas	WHO	100,000	50,000	-	-	
00141271	Global Alliance of Cities for Road Safety (ACRoS II) – Road Safety Cities Challenge to Enable Startup Innovations	UNHABITAT	500,000	250,000	-	-	
00141348	Star Rating for Safer Motorcycles in Southeast Asia – Establishing regional motorcycle star rating based on safety features & UN compliance	ESCAP	350,000	175,000	-	-	
00141369	UN Road Safety Trust Fund Secretaria	ECE	1,075,404	1,075,404	-	-	
Global and Interregional: Total			16,388,164	15,068,808	11,593,958	76.94	



India						
00141314	Building lasting investment solutions to make India's roads safer – Harmonizing Funding, Action Plans, and Capacity Building	ESCAP	100,000	50,000	-	-
00141314	Building lasting investment solutions to make India's roads safer – Harmonizing Funding, Action Plans, and Capacity Building	UNICEF	100,000	50,000	-	-
00141314	Building lasting investment solutions to make India's roads safer – Harmonizing Funding, Action Plans, and Capacity Building	WHO	300,000	150,000	-	-
India: Total			500,000	250,000	-	0.00

Iran (Islamic Republic of)						
00128732	Strengthening the capacity of Iranian National Road Safety Commission (NRSC) as the lead national road safety agency in Iran	ESCAP	205,440	205,440	16,058	7.82
Iran (Islamic Republic of): Total			205,440	205,440	16,058	7.82

Jamaica						
00140132	Safe System Approach Safer Roads in Jamaica	WHO	400,000	400,000	395,794	98.95
Jamaica: Total			400,000	400,000	395,794	98.95

Jordan						
00122758	Reducing road deaths and injuries in Jordan through increasing restraint use	ESCWA	267,550	267,550	191,691	71.65
Jordan: Total			267,550	267,550	191,691	71.65

Lao People's Democratic Republic (the)						
00122900	Improvement of driver licensing system in Lao	ESCAP	570,000	570,000	513,055	90.01
Lao People's Democratic Republic (the): Total			570,000	570,000	513,055	90.01

Mongolia						
00141249	Investing in Mongolia's Safer Roads – Developing national road safety budgets and investment strategies	UNDP	194,150	97,075	9,201	9.48
00141249	Investing in Mongolia's Safer Roads – Developing national road safety budgets and investment strategies	WHO	92,500	46,250	-	-
Mongolia: Total			286,650	143,325	9,201	6.42

Nepal						
00140145	Road Safety Management in Nepal	ESCAP	53,500	53,500	49,404	92.34



00140145	Road Safety Management in Nepal	UNDP	246,500	246,500	239,982	97.36
Nepal: Total			300,000	300,000	289,386	96.46

Nigeria						
00140101	Safer Streets for Road Users in Nigeria	UNHABITAT	104,000	104,000	100,746	96.87
Nigeria: Total			104,000	104,000	100,746	96.87

Paraguay						
00128885	Safe and healthy cities for children and adolescents	UNICEF	500,000	498,604	498,604	100.00
Paraguay: Total			500,000	498,604	498,604	100.00

Philippines (the)						
00115702	Strengthening Speed Management in Philippines	ESCAP	198,546	184,951	184,951	100.00
00128738	Expanding Safe School Zone Models in selected highly urbanized cities in the Philippines	UNICEF	535,364	512,788	512,788	100.00
Philippines (the): Total			733,910	697,739	697,739	100.00

Rwanda						
00129193	Tuwurinde - Let's Protect the head (Rwanda)	ECA	211,721	211,721	31,243	14.76
00129193	Tuwurinde - Let's Protect the head (Rwanda)	ECE	88,275	88,275	60,177	68.17
Rwanda: Total			299,996	299,996	91,419	30.47

Senegal						
00140822	Senegal Ten Step Plan for Safer infrastructure	IRAP	500,000	250,000	310,863	124.35
Senegal: Total			500,000	250,000	310,863	124.35

Tanzania, United Republic of						
00123596	Ten Step Plan for Safer Road Infrastructure in Tanzania	ECA	480,000	470,761	470,761	100.00
00140635	Strengthening post-crash care in Tanzania	WHO	485,350	242,675	169,243	69.74
Tanzania, United Republic of: Total			965,350	713,436	640,004	89.71

Thailand						
00140103	Improve Motor 2 wheel Safety Thailand	ESCAP	46,500	46,500	1,921	4.13
00140103	Improve Motor 2 wheel Safety Thailand	UNHABITAT	46,500	46,500	-	-
00140103	Improve Motor 2 wheel Safety Thailand	WHO	307,000	307,000	39,674	12.92
Thailand: Total			400,000	400,000	41,594	10.40

Tunisia						
00125147	Transformative Actions for Safe motorcycles in Tunisia	ESCWA	317,284	317,284	15,038	4.74



Tunisia: Total			317,284	317,284	15,038	4.74
Uganda						
00125035	Strengthen Road Safety Management for evidence-based intervention through reliable road crash data, building capacity in research and monitoring evaluation	ECA	265,082	265,082	62,700	23.65
00140636	Strengthening post-crash care in Uganda, A pilot in an urban district, Mukono	UNICEF	399,452	399,452	290,469	72.72
00140636	Strengthening post-crash care in Uganda, A pilot in an urban district, Mukono	WHO	100,548	100,548	76,604	76.19
Uganda: Total			765,082	765,082	429,773	56.17
Viet Nam						
00140883	Safe School Zones in Viet Nam	AIP Found	400,000	400,000	98,418	24.60
00140883	Safe School Zones in Viet Nam	ESCAP	100,000	100,000	39,310	39.31
Viet Nam: Total			500,000	500,000	137,728	27.55
Zambia						
00120883	Safe Roads Zambia - Creating Cities for Non-motorized Transportation Users	UNDP	450,000	450,000	420,200	93.38
Zambia: Total			450,000	450,000	420,200	93.38
Grand Total			28,252,747	25,808,862	19,638,983	76.09



Contributors



Agence Française
de Développement,
Government of
France



Government of
Bahrain



Government of
Croatia



Government of
Cyprus



Government of
Germany



Government of
Hungary



Government of
Luxembourg



Government of
Mauritius



Government of
Monaco



Government of
Morocco



Government of
Qatar



Government of
Russian Federation



Government of
Slovakia



Government of
Slovenia



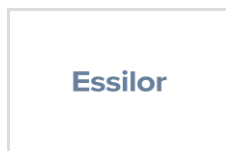
Pvblc Foundation



Autoliv Inc.



Bridgestone
Corporation




Essilor



European Union



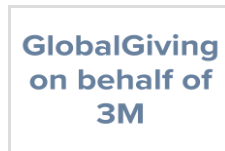
FIA Foundation



Fondation
d'Enterprise
TOTALj



Fondazione
Unipolis



GlobalGiving on
behalf of 3M



Honda Motor Co.
Ltd



HUMDA

HUMDA -
Hungarian
Motorsport and
Green Mobility
Development
Agency

**Keep
Fighting
Foundation**

Keep Fighting
Foundation

**La Nuez
Audiovisual
Productions**

La Nuez
Audiovisual
Productions

**Michelin
Corporate
Foundation**

Michelin Corporate
Foundation

Pirelli

Pirelli

**Private
Sector**

Private Sector
(Online Individual
Donations)

Revel

Revel

**Swiss
Philanthropy
Foundation**

Swiss Philanthropy
Foundation

TOTAL

TOTAL

UN Participating Organizations





Other Participating Organizations

AIP Found - Asia Injury
Prevention

IRAP (International Road
Assessment Programme)