

DIALOGUE FOR THE FUTURE II  
A JOINT UN PROGRAM PROMOTING SOCIAL COHESION  
AND DIVERSITY IN BOSNIA AND HERZEGOVINA

Endline perception survey report

(Draft)

December 2019



**For**

**UNICEF, UNESCO and UNDP BOSNIA AND HERZEGOVINA**

# Table of Contents

- List of tables and charts..... 2
- Abbreviations ..... 4
- Executive summary ..... 5
- 1. Methodological approach ..... 9
  - 1.1. Household Survey..... 10
    - 1.1.1. Sample description ..... 10
    - 1.1.2. Target groups ..... 12
    - 1.1.3. Surveying methods and questionnaire..... 12
  - 1.2. Focus groups..... 13
  - 1.3. Semi-structured (in-depth) interviews ..... 14
  - 1.4. Challenges ..... 14
  - 1.5. Analysis structure ..... 15
- 2. Basic findings ..... 16
  - 2.1. Analytical overview of the perceived interaction and cooperation among different groups of young people at the local level ..... 16
    - 2.1.1. Interaction and cooperation among ethnic groups at the local level ..... 16
    - 2.1.2. Cooperation among young people and their cooperation with local leaders ..... 22
    - 2.1.3. Cooperation between community members and their local representatives..... 34
    - 2.1.4. Trust between community members and their local representatives..... 41
  - 2.2. Analytical overview of the perceived interaction and cooperation among different groups at the level of BiH ..... 44
    - 2.2.1. Cooperation between the BiH Presidency, local representatives and youth ..... 45
    - 2.2.2. Perception of provocative and negative statements about other ethnic groups and their frequency during elections ..... 51
    - 2.2.3. Views of young people on inter-ethnic trust, cooperation, education and the media. 58
    - 2.2.4. Views of young people on their civic engagement and partnership with government representatives..... 61
- Conclusions..... 67
- Recommendations ..... 71
- Annex: Household survey..... 73

## List of tables and charts

<b>Table name</b>	<b>Page</b>
Table 1 Overview of indicators	8
Table 2 Steps in calculating indicators	10
Table 3 Number of respondents by municipality/city	12
Table 4 Number of focus groups and participants by municipality/city	13
Table 5 Indicator description 1a	16
Table 6 Indicator description 1b	23
Table 7 Indicator description 1c	33
Table 8 Indicator description 1d	40
Table 9 Indicator description 2a	44
Table 10 Indicator description 2b	51
Table 11 Indicator description 3a	57
Table 12 Indicator description 3b	60
Table 13 If not, please explain why not?	64
Table 14 Have you ever participated in any of these activities?	64

<b>Chart name</b>	<b>Page</b>
Chart 1 Indicator 1a - Level of interaction and cooperation among ethnic groups at the local level	17
Chart 2 To what extent do you support or oppose the cooperation of different peoples in this municipality/city?	19
Chart 3 To what extent do you support or oppose the cooperation of different peoples from this and other municipalities/cities?	21
Chart 4 How would you rate the work of the following groups of people in this municipality/city?	22
Chart 5 Indicator 1b - The level of cooperation among young people and their cooperation with local leaders	24
Chart 6 How would you rate the current level of cooperation among young people of different ethnic backgrounds in this municipality/city?	25
Chart 7 How often do you have contact with your peers from different ethnic groups in this municipality/city?	27
Chart 8 How would you rate the current level of cooperation between young people and local leaders in this municipality/city?	28
Chart 9 How would you rate the level of involvement of young people in decision-making processes in this municipality/city?	30
Chart 10 How would you rate the level of involvement of young people in prioritizing the issues that affect them?	31

Chart 11 How would you rate the level of involvement of young people in joint initiatives aimed at maintaining peace in this municipality/city, in your communities?	32
Chart 12 Indicator 1c - Level of cooperation between community members and their local representatives	34
Chart 13 How would you rate the current level of cooperation between the citizens of this municipality/city and their local political representatives?	35
Chart 14 How would you rate the current level of cooperation between young people and their local political representatives in this municipality/city?	36
Chart 15 Have you personally contacted in any way your local representatives in this municipality/city regarding any issues that are important to you?	37
Chart 16 Do you know if this municipality/city has a youth representative?	39
Chart 17 Indicator 1d - Level of trust between community members and their local representatives	41
Chart 18 How would you rate the extent to which local political representatives in this municipality/city care about young people when making decisions?	42
Chart 19 Indicator 2a - Level of cooperation between the BiH Presidency, local representatives and youth	45
Chart 20 To what extent do you support or oppose the cooperation and dialogue among different peoples in Bosnia and Herzegovina?	47
Chart 21 How would you rate the current level of cooperation and dialogue among the youth of different ethnic backgrounds in Bosnia and Herzegovina?	48
Chart 22 How would you rate the current level of cooperation and dialogue between the BiH Presidency, local authorities and young people of different ethnic backgrounds?	50
Chart 23 Indicator 2b - Perception of provocative and negative statements about other ethnic groups and their frequency in the media during elections	51
Chart 24 To what extent do you agree or disagree that provocative/negative statements about "other" peoples prevailed in the media during the election period?	53
Chart 25 What impact do you generally think these elections can have on young people in your municipality/city?	54
Chart 26 What impact do you think the rhetoric in these elections could have on the relationships of the young of different ethnic backgrounds in your municipality/city?	56
Chart 27 Indicator 3a - Young people's stance on inter-ethnic trust, cooperation, education and the media	58
Chart 28 Indicator 3b - Young people's stance on their civic engagement and partnership with government representatives	61
Chart 29 Would you participate in peaceful protests over an issue that you are really interested in?	63
Chart 30 Have you participated in any activities and projects aimed at strengthening cooperation with young people of other ethnic backgrounds and/or from other countries in the last 12 months?	65

---

## **Abbreviations**

Bosnia and Herzegovina - BiH

United Nations - UN

United Nations Educational, Scientific and Cultural Organization - UNESCO

United Nations Development Programme - UNDP

United Nations Children's Fund - UNICEF

## Executive summary

This research was conducted as part of the Dialogue for the Future: Promoting social cohesion and diversity in Bosnia and Herzegovina project developed under the auspices of the BiH Presidency and implemented jointly by UNICEF, UNDP and UNESCO. The overall objective of the project is to provide a space for dialogue and continuous interaction among different stakeholders at the local and national levels, thus enabling them to jointly identify the issues that affect all BiH citizens and further contribute to improved interaction and cooperation between different population groups. The project focuses specifically on adolescents and young people, connecting young opinion-makers, future leaders and key stakeholders with their political leadership, both at local and higher levels of government in BiH.

As part of this project a baseline and end-line surveys have been conducted with the following key objectives:

- 1) Providing information on the levels of project outcome indicators at the beginning and end of the project in 9 groups of project municipalities/cities and 3 control municipalities/cities.
- 2) Learning about the knowledge, attitudes and practice relating to topics such as culture, intercultural trust and cooperation, civic engagement, education, media and adolescent and youth partnerships with government representatives - among the population age of 15-30, as well as among the government and religious representatives.

The baseline survey was conducted from December 3, 2018 to January 16, 2019. While the endline survey was conducted from November 15 to December 9, 2019.

Quantitative and qualitative research methods were used in both study. The basic population groups included:

- 1) Younger persons age of 10 to 30;
- 2) Local, cantonal, entity and state-level government (executive and legislative) representatives: mayors, representatives of municipal/city youth commissions;
- 3) Representatives of religious communities/religious community leaders.

The following are the basic conclusions of the endline survey on Outcome 1: Increased level of interaction and cooperation among different groups at the local level.

Most respondents support cooperation among different ethnic groups, both in their municipality/city and throughout BiH. Nevertheless, the cooperation with local representatives is perceived as less satisfactory than cooperation between different

ethnic groups in general. Respondents in the project municipalities/cities have a somewhat more positive attitude about cooperation between different ethnic groups and young people than the respondents in control municipalities/cities. The percentage of respondents supporting cooperation among different ethnic groups within municipalities as well as among different municipalities / cities has increased in the endline period compared to the baseline period.

Although the level of cooperation with young people from other ethnic groups has been regarded as relatively positive, slightly less than a third of respondents almost never or rarely have contact with young people from other ethnic groups. Also, young people from the project municipalities/cities tend to have somewhat more frequent contact with young people of different ethnic backgrounds. Young people in both groups pointed out that they had more frequent contact with colleagues from different ethnic groups in the endline period compared to the baseline period. Yet, this cooperation is not always possible, and this lack of cooperation is primarily blamed on government officials and the media. In the opinion of young people, messages targeted directly against members of other ethnic groups, which government representatives convey via some media, do not contribute to increasing the level of trust and cooperation among the ethnic groups. The perceived level of cooperation and trust between community members and their local representatives in both groups of municipalities is not at a satisfactory level. However, respondents in the project municipalities/cities found this cooperation more satisfactory. Also, young people perceive their mutual cooperation and cooperation with local leaders as less satisfactory than the cooperation among the ethnic groups at the local level in general. However, in the endline period there is a slight increase in the proportion of respondents who positively perceived the level of cooperation and trust between community members and their local representatives. When it comes to young people's stance on cooperation between youth and their local representatives, no difference is reported among different age and gender categories.

The following are the basic conclusions of the endline survey on Outcome 2: Increased level of interaction and dialogue among different groups at the BiH level.

According to most respondents, the perceived level of cooperation and dialogue between the BiH Presidency, local representatives and youth is rated as average. In this respect, no significant difference is found in the attitudes of respondents from the project and control municipalities/cities. However, in the endline period there is an increase in the average grade by which the respondents rate the level of this cooperation and dialogue. Besides, youth in both groups of municipalities/cities perceive the cooperation with the BiH Presidency as more satisfactory than cooperation with local government representatives.

Respondents perceived a significant presence of provocative and negative statements about other peoples in the media during the elections. However, respondents in the project municipalities/cities found this to be the case to a lesser extent than respondents

from control municipalities/cities. In addition, the proportion of respondents in project municipalities who perceived such negative statements during the election was decreased in the endline period compared to the baseline period. There is almost complete agreement among focus group participants on the provocative / negative statements made during the election period. Almost all participants agree that political campaigns of the dominant political parties were mainly focused on denigrating their political rivals. Hate speech targeted at political rivals is most often used to discredit them.

Respondents in both groups of municipalities/cities have a relatively positive attitude about interethnic trust, cooperation, education and the media. Although young people generally have a positive attitude about interethnic cooperation, at the same time, they are not satisfied with their own level of civic engagement. To that effect, the civic engagement of the young people scored higher among female respondents in project municipalities/cities compared to male respondents. Respondents have a more positive attitude about interethnic trust, cooperation, education and the media, but are also more satisfied with their civic engagement in the endline period compared to the baseline period. The prevailing view of the focus group participants is that students and young people are in a state of apathy and they do not fight actively enough to change the situation, this often being justified by various obstacles and the lack of options for real change.

The main differences in the project outcomes of the baseline compared to the endline include the following (See Table 1):

- In general, the values of all indicators in the project municipalities/cities, except for indicators 2b and 3a, have increased in the endline period compared to the baseline period. Thus, all results have higher values in the endline period. As Indicator 2b used a reverse scale, lower values point to a positive phenomenon (absence of provocative statements about other peoples), which means that this result too has increased in the endline period. Indicator 3a reported almost identical values in both periods, implying that no significant changes occurred in young people's perceptions of inter-ethnic trust, cooperation, education and the media.
- A higher level of local-level cooperation among the peoples as well as a higher level of cooperation among young people was noted in the endline period, particularly in the project municipalities/ cities.
- In the endline period, in both groups of municipalities/cities perceived was an increased level of cooperation and trust between community members and their local representatives.
- The perception of cooperation between the BiH Presidency, local representatives and youth in the baseline period was labelled as below average, while in the endline period it scored an average rating in both groups.



- The project municipalities reported a decline in the level of perceived provocative and negative statements about other peoples during the elections.
- In both groups, young people perceived a higher level of civic engagement in the endline period.

**Table 1 Overview of indicators**

Indicator	A brief description	Scale	Baseline		Endline		Change		Explanation
			Project	Control	Project	Control	Project	Control	
1a	The level of interaction and cooperation among ethnic groups at the local level	1-5, where: 1-unsatisfactory 5 - excellent	2,68	2,71	2,83	2,79	↑0,15	↑0,08	An increase in value means greater satisfaction with interaction and cooperation among ethnic groups at the local level
1b	The level of cooperation among young people and their cooperation with local leaders	1-5, where: 1-unsatisfactory 5 - excellent	2,24	2,21	2,48	2,54	↑0,24	↑0,33	An increase in value means greater satisfaction with cooperation among young people and their cooperation with local leaders
1c	Level of cooperation between community members and their local representatives	1-5, where: 1-unsatisfactory 5 - excellent	2,10	1,97	2,31	2,34	↑0,21	↑0,37	An increase in value means greater satisfaction with cooperation between community members and their local representatives
1d	The level of trust between community members and their local representatives	1-5, where: 1-unsatisfactory 5 - excellent	1,93	1,76	2,09	2,16	↑0,16	↑0,4	An increase in value means greater satisfaction with trust between community members and their local representatives
2a	The level of cooperation between the BiH Presidency, local representatives and youth	1-5, where: 1-unsatisfactory 5 - excellent	2,21	2,10	2,44	2,46	↑0,23	↑0,36	An increase in value means greater satisfaction with cooperation between the BH Presidency, local representatives and youth
2b	Perception of provocative and negative statements about other ethnic groups and their frequency in the media during elections	1-5, where: 1 - non existing, 5 - present daily	2,42	2,27	2,29	2,39	↓0,13	↑0,12	A decrease in value means less presence of negative statements in the project group, while an increase in value means a greater presence of those statements in control group
3a	Views of young people on inter-ethnic trust, cooperation, education and the media	1-5, where: 1- negative, 5-positive	3,64	3,67	3,67	3,75	↑0,03	↑0,08	An increase in value means a more positive attitude on inter-ethnic trust, cooperation, education and the media
3b	Views of young people on their civic engagement and partnership with government representatives	1-5, where: 1- negative, 5-positive	2,25	2,31	2,38	2,35	↑0,13	↑0,04	An increase in value means a more positive attitude on their civic engagement and partnership with government representatives

Based on the above conclusions and project outcomes, the recommendations are as follows:

- The activities aimed at building cooperation among the youth and local representatives need to be stepped up. Several key issues have pointed to contradictory views of young people and government representatives, indicating the need for a dialogue between youth and government representatives to clarify the differences in perceptions of the issues covered by this research.
- The level of interaction and cooperation among different ethnic groups in BiH needs to be stepped up since about one-third of respondents rarely or never had contacts with members of other ethnic groups.
- Authorities, as well as the media, should consider the results of this research in order to avoid negative rhetoric directed at political opponents because such rhetoric has been recognized by young people as a major obstacle to greater inter-ethnic cooperation.
- The young people need to be encouraged to participate more in civic engagement and decision making at the local level. At the same time, government representatives should consider the results of this research in order to initiate a dialogue with young people to understand their needs and identify the priority actions for mutual cooperation.
- Special attention needs to be directed towards improving the indicator values in some municipalities/cities such as Bijeljina, Kiseljak, Travnik and Mostar, where these values are usually below average and significantly different from those in other project municipalities/cities.

## **1. Methodological approach**

Both quantitative and qualitative research methods were used in this study. Data obtained from the household survey were used as a basis for the quantitative methods, while data obtained from focus group discussions and in-depth interviews were used as a basis for qualitative methods.

The basic findings of the quantitative survey are presented in the form of indicators. The indicators are based on the questions from the questionnaire, and they were developed in the following manner:

Step 1: Answers to each question in a particular chapter of the questionnaire were coded by assigning them a rating on a 5-point scale, with 1 being a negative and 5 being a positive rating.

Step 2: Then, the average value of coded answers was calculated for each question.

Step 3: Finally, the unweighted arithmetic mean was calculated for all the values from Step 2.

Table 2 shows the steps in calculating the indicators on the example of indicator 1d for project municipalities/cities in the endline period.

**Table 2 Steps in calculating indicators**

Indicator 1d	Questions	Codes	Average values of coded responses	Unweighted arithmetic mean
Step 1: Coding	1d_1. How would you rate your level of confidence in your local political representatives in this municipality/city?	Insufficient - 1, Sufficient - 2, Good - 3, Very good - 4, Excellent - 5	2.16	Step 3: Calculating the unweighted arithmetic mean of the average values from step 2
	1d_2. How would you rate the extent to which local political representatives in this municipality/city care about young people when making decisions?	Insufficient - 1, Sufficient - 2, Good - 3, Very good - 4, Excellent - 5	2.05	

After presenting the survey results, we will also present the results of focus group discussions and in-depth interviews to further shed light on the results of the quantitative survey.

**1.1. Household Survey**

**1.1.1. Sample description**

The following sampling frame was used to identify a representative and random sample: a list of rural and urban settlements in each individual municipality/city with the population according to the 2013 census. Following the proposal of the UN team, all partner municipalities/cities were classified into the following geographical groups:

- a) Nine (9) groups of project municipalities/cities

- Sarajevo/East Sarajevo;
- Tuzla;
- Mostar;
- Central Bosnia (Kiseljak, Travnik);
- Bijeljina;
- Banja Luka;
- Doboj/Doboj East, Usora and Tešanj;
- Trebinje and
- Brčko.

b) Three control municipalities/cities

- Bihać,
- Modriča and
- Ljubuški.

The sample included a total of 17 administrative units (municipalities, cities, Brčko District) organized in 12 groups, in two entities (along Brčko District) and in three ethnic majority areas.

For each of the 14 project and 3 control municipalities/cities, the primary sampling points were selected using probability proportional to size (PPS) procedure, which allows random selection of primary sampling points based on the size of settlement (population size in each settlement). Only one person per household was surveyed, and the respondents were selected using the Snowball Method or the Last Birthday Method.

A total of 1,200 citizens were surveyed in all the municipalities. Of these, 900 were respondents in the project municipalities/cities and 300 were respondents in control municipalities/cities. The minimum sample size in each group is 100 (number of surveyed citizens). The sample so designed enables comparative analysis between the groups, individual municipalities/cities, ethnic-majority areas and entities. The sample is representative of the structure of BiH population and thus the results obtained in this research can be projected state-wide.

**Table 3 The number of respondents by municipality/city (baseline and endline periods)**

Group	Municipality/City	Type of Municipality/City	Number of respondents
Sarajevo/East Sarajevo	Sarajevo – Municipality Centar, FBiH	Project	50
	East Sarajevo, Municipality Ilidža East, RS	Project	50
Tuzla	Tuzla City, FBiH	Project	100
Mostar	Mostar City, FBiH	Project	100
Central Bosnia	Kiseljak Municipality, FBiH	Project	50
	Travnik Municipality, FBiH	Project	50
Bijeljina	Bijeljina City, RS	Project	100
Banja Luka	Banja Luka City, RS	Project	100
Doboj/Doboj East, Usora and Tešanj	Doboj Municipality	Project	50
	Doboj East Municipality	Project	10
	Usora Municipality	Project	5
	Tešanj Municipality	Project	35
Trebinje	Trebinje City	Project	100
Brčko District	Brčko District	Project	100
Bihać	Bihać City	Control	100
Ljubuški	Ljubuški Municipality	Control	100
Modriča	Modriča Municipality	Control	100
		Total	1200

### 1.1.2. Target groups

The baseline and endline survey should include the target group of young people of 10 to 30 years of age. The target group is divided into the following main subgroups:

- 1) Younger adolescents (10-14),
- 2) Older adolescents (15-19),
- 3) Middle youth group (20-24)
- 4) Older youth group (25-30)

Only young people age 15 to 30 participated in the survey.

### 1.1.3. Surveying methods and questionnaire

For data collection and recording a computer-aided personal interviewing (CAPI) method was used. Since the interview flow was controlled by a specially designed software, errors were kept to a minimum. Also, this method requires that interviewers

submit the questionnaires immediately after the survey is completed, which contributes to better quality control of interviewers' work.

The questionnaire used in this research was jointly developed by Prism Research & Consulting and the UN project team. The questionnaire is annexed to this report.

## 1.2. Focus groups

In addition to the questionnaire, qualitative research methods - primarily focus group discussions and in-depth interviews were used in this research.

Focus groups were organized in municipalities/cities for specific population groups while making sure that each focus group is comprised of at least eight members. The total number of participants in all focus groups in the endline period was 330, and the schedule of focus group discussions with a breakdown by a group of municipality/city is shown in the table below.

**Table 4 Number of focus groups and participants by municipality/city**

Cluster	Municipalities/Cities	Baseline	Endline
Wider area of Sarajevo/ East Sarajevo	Sarajevo – Municipality Centar, FBiH	4	4
	East Sarajevo, Municipality Ilidža East, RS	2	4
Tuzla	Tuzla City, FBiH	4	
Mostar	Mostar City, FBiH	4	4
Central Bosnia	Kiseljak Municipality, FBiH	1	4
	Vitez Municipality, FBiH	2	4
	Travnik Municipality, FBiH	4	4
Bijeljina	Bijeljina City, RS		
Banja Luka	Banja Luka City, RS	2	4
Doboj/Doboj East, Usora and Tešanj	Doboj Municipality	2	4
	Doboj East Municipality		
	Usora Municipality		
	Tešanj Municipality	4	4
Trebinje	Trebinje City		
Brčko District	Brčko District		
Total number of focus groups		<b>29</b>	<b>36</b>
Total number of focus groups participants		<b>259</b>	<b>330</b>

Initially, the plan was to organize one focus group discussion per each of the 4 target groups (36 in total) in each project area in the baseline and endline period. However, due to failed cooperation with some primary and secondary schools and colleges, focus group discussions with some target groups were not held in the baseline period. In addition, a different implementation modality was used in the endline period, in the sense that the recruitment of respondents was carried out directly by the research agency and not by municipal/ city coordinators as was done in the baseline period. Therefore, in the endline period, greater efficiency in organizing focus group discussions was achieved (all 36 planned focus groups were successfully organized). It is important to emphasize that in the endline period no focus groups were organized in Tuzla, as there were no project activities in the mentioned city in the period between the two reports.

### **1.3. Semi-structured (in-depth) interviews**

Unlike the baseline survey, when 16 interviews were conducted, in the endline survey a total of 18 in-depth interviews were conducted in the period from 22 November to 06 December 2019. In-depth interviews were conducted by a moderator of the Prism Research & Consulting agency. Participation in the interviews was voluntary. Participants consented that the interviews be recorded using a voice recorder. Professional typists made transcriptions of the audio materials, which along with the observations and impressions of the moderator served as a basis for report writing.

The initial plan envisaged that a total of 56 in-depth interviews with several different target groups be conducted in the baseline and endline surveys initial and final surveys.

However, due to a lack of interest and willingness on part of many potential interview participants, especially at the local level, this number of in-depth interviews could not have been achieved.

### **1.4. Challenges**

The main challenges in the implementation of this research were related to the field data collection.

In addition to the usual difficulties pertaining public opinion polls such as poor infrastructure (inaccessible villages/settlements, poor roads), a certain level of mistrust among young people, disinterest in taking part in the poll, low density of population and

scatteredness of rural settlements, a particular challenge was the target population of young people up to 30 years of age. In recent years, significant effects of migration of this population abroad in search of jobs and better living conditions are being felt. This makes it much more difficult to find this population in households. For this reason, more time was needed to reach the planned quota in rural and smaller urban areas.

## 1.5. Analysis structure

The main findings were analyzed quantitatively and qualitatively. The quantitative analysis was based on data obtained through a household survey, while the qualitative analysis was based on data from in-depth interviews and focus groups. In the quantitative analysis, we first presented the indicators showing the values of individual variables, and then the values of these indicators for the project and control municipalities/cities. Indicators are a convenient tool for comparing results at the beginning and end of a survey. This being an endline survey, the starting and end values of the survey for individual municipalities/cities were presented. Also, the analysis was extended with a detailed description of some of the questions in the questionnaire. Where relevant, the results of a two-tailed t-test, which tested the statistical significance of the mean values for groups of municipalities/cities or individual municipalities/cities, were also presented.

Qualitative analysis of the content of participants' responses consisted of several stages. First, responses to each individual question or a group of questions were thoroughly read and analyzed to identify the dominant attitudes of the participants. The responses were then grouped based on their relatedness and differences. The report first outlines the main and most dominant views as well as the topics in which the participants differ. The focus of the analysis was to compare the responses among the participants, especially where they had different responses. According to the rule, conclusions contained in the description of the results should also be illustrated with participants' quotations.

Qualitative analysis was made based on the focus group transcripts and in-depth interviews.

As the research instruments for the survey and the qualitative research are mutually compatible, the results for the survey and the qualitative research are presented together.



## 2. Basic findings

### 2.1. Analytical overview of the perceived interaction and cooperation among different groups of young people at the local level

This chapter presents the level of interaction and cooperation among different groups of young people at the local level, as well as their interaction with local representatives. The research topics can be summarized as follows:

- Perception of interaction and cooperation among ethnic groups at the local level;
- Perception of cooperation among young people and their cooperation with local leaders;
- Perception of cooperation between community members and their local representatives;
- Perception of trust between community members and their local representatives.

#### 2.1.1. Interaction and cooperation among ethnic groups at the local level

To measure the level of interaction and cooperation among ethnic groups at the local level, an indicator 1a was created in the baseline report, and presented in the table below. The indicator represents the arithmetic mean of coded answers to questions 1a\_3 and 1a\_4 and can have values between 1 (unsatisfactory) and 5 (excellent).

**Table 5 Indicator description 1a**

Indicator	Description	Scale	Questions in the questionnaire contained in the indicator
Indicator 1a	The level of interaction and cooperation among ethnic groups at the local level	1-5, where: 1- unsatisfactory  5- excellent	1a_3 1a_4

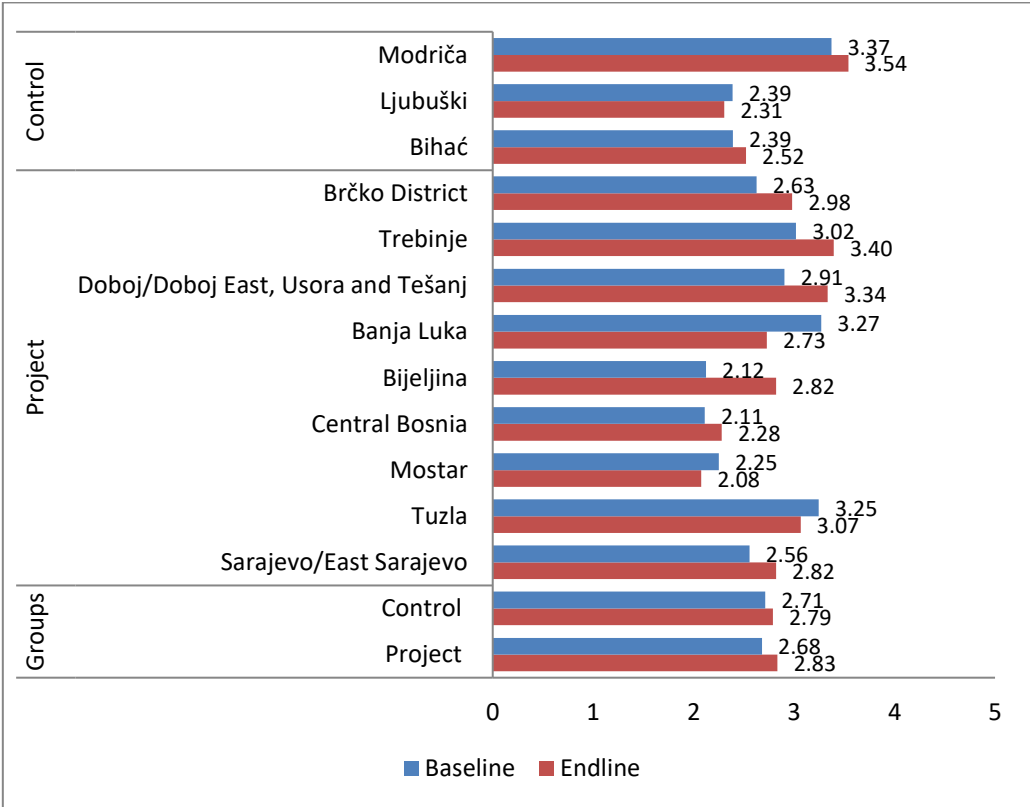
Note: For details on the questions underpinning the indicator development see the questionnaire annexed to this report.

There is no significant difference in the perceived level of interaction and cooperation between the project and control municipalities/cities. In both groups of municipalities this indicator has a slightly higher value than the simple (theoretical) arithmetic mean, which is 2.5. A slight increase of indicator 1a was observed in both groups of municipalities/cities in the endline period compared to the baseline period, which leads

to the conclusion that young people find the level of interaction and cooperation among ethnic groups to be somewhat improved.

When it comes to individual project municipalities/cities, young people in Trebinje (3.27) and Doboj/Doboj East, Usora and Tešanj (3.25) find the level of interethnic cooperation to be the highest in their local communities in the endline period. At the same time, young people in Central Bosnia (2.28) and Mostar (2.08) again believe that the level of interaction and cooperation among the peoples is lowest in their respective municipalities/cities. The obtained results are statistically significant at a significance level of 5%.<sup>1</sup> This means that there is a statistically significant difference between the average value obtained for Trebinje and Doboj/Doboj East, Usora and Tešanj, and the average value for Central Bosnia and Mostar.

**Figure 1 Indicator 1a - Level of interaction and cooperation among the peoples at the local level**



Similar to last year's survey, the participants of the FGDs and in-depth interviews rated the level of interaction at the local level differently. FGD participants have a divided opinion, with a slightly larger share of those being satisfied with the level of cooperation, while the other part feels that the local communities are closed or that because of

<sup>1</sup> According to the convention for samples N > 30, a significance level of 5% means the probability of rejecting the null hypothesis given that it is true. More specifically, we can say with 95% certainty that there is a significant statistical difference between those average values. So, the null hypothesis is: There is no difference between the mean values for individual municipalities/cities.

ethnically pure communities there is no possibility for greater interaction between different ethnic groups.

At the same time, in-depth interviewees generally feel that the cooperation exists, that the space for cooperation has been opened and that there are no major obstacles for cooperation among different ethnic groups at the local level.

*“Well, I think that here in Travnik it is much more pronounced than in other municipalities because we all have access to the internet, we read, in other cities young people still have some problems that are caused by something that happened in the past.*

*I can say from my own experience that we do not have it, so I think that the cooperation in our municipality is much better than in other municipalities.” - Focus group discussions, Students, Travnik*

*“I too believe that there is a good connection between people of different ethnic backgrounds, especially through the work. People are driven by their own interest, and the work makes people come together. I think the cooperation is good. Everyone has an interest in doing a business. No advantage is given to anyone. No matter what one's name of ethnic background is, whether you are this or that ... I think Banja Luka is a fairly open city to other peoples who are not ..., who are a minority.” – Focus group discussions, General population, Banja Luka*

*“I think we have very good cooperation in the non-governmental sector, through sports associations and various projects of economic importance. I think they have very good cooperation.” - In-depth interview, Mostar*

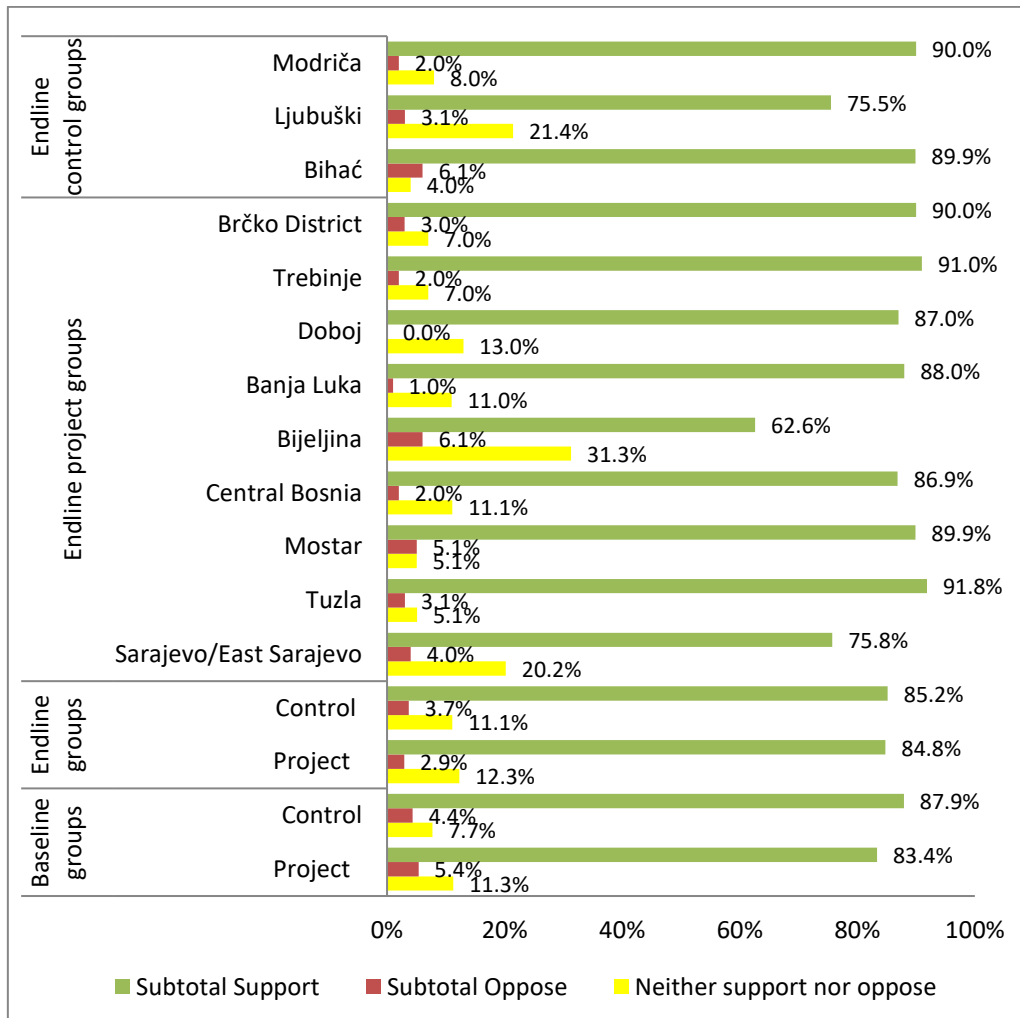
Young people are generally supportive of the cooperation among members of different peoples in their municipality/city. As many as 85.2% of young people in control municipalities and 84.8% in project municipalities/cities have a positive attitude when it comes to cooperation among different peoples. There was a slight increase in the share of young people in project municipalities/cities supporting the aforementioned cooperation from 83.4% in the baseline period to 84.8% in the endline period. An exception is again Bijeljina, where just under two-thirds of young people (62.6%) support cooperation among members of different peoples.<sup>2</sup> However, it is important to note that in this city, too, there has been an increase in the share of young people supporting the cooperation - from 53% in the baseline period to 62.6% in the endline period.<sup>3</sup>

---

<sup>2</sup> Statistically significant at a significance level of 5%.

<sup>3</sup> For the sake of better visibility of charts, we have not shown the comparative columns for each individual municipality/city.

**Figure 2 To what extent do you support or oppose the cooperation of different peoples in this municipality/city?**



FGD participants generally have a very positive view about the cooperation among members of different ethnic backgrounds and in many cases they claimed to have friends of different ethnic background in other places with whom they have normal communication and relationships, but with some reservations when it comes to the mentioning of the events of the 1990s, a topic that is usually avoided for the sake of maintaining generally positive cooperation.

Participants in the in-depth interviews are unanimously supportive of any form of cooperation among members of different ethnic backgrounds, and in many cases, they referred to different projects existing in their communities which, among other things, foster cooperation among different ethnic groups.

*"I support it and I think it's a good thing to respect and develop tolerance among people" – FGDs, Secondary School, Kiseljak*

*"May I say? I support it because Bosnia is a country of different peoples. I too have friends who are not of our faith. I support it but I do know who I am and what I am, and I do not mix these things." – FGDs, Elementary School, Novi Travnik*

*"In my opinion, the division is something that is imposed on us by adults more than by the youth. The differences are imposed on us by adults more than we made it amongst ourselves" - FGDs, Secondary School, Doboj*

As far as inter-municipal cooperation is concerned, the views of the in-depth interviewees are also generally positive, however, it is mentioned that some municipalities simply do not have joint projects with other municipalities and therefore have no basis for cooperation, while elsewhere, where there are joint projects, the level of cooperation is quite satisfactory.

*"...This is especially true in Dobrinja, because it is a border area. So, the East Ilidža municipality will have a joint project with the Novi Grad municipality constructing a square, which will belong to both municipalities. The cooperation between the two peoples, or in this case the three peoples is satisfactory." – In-depth interview, East Sarajevo*

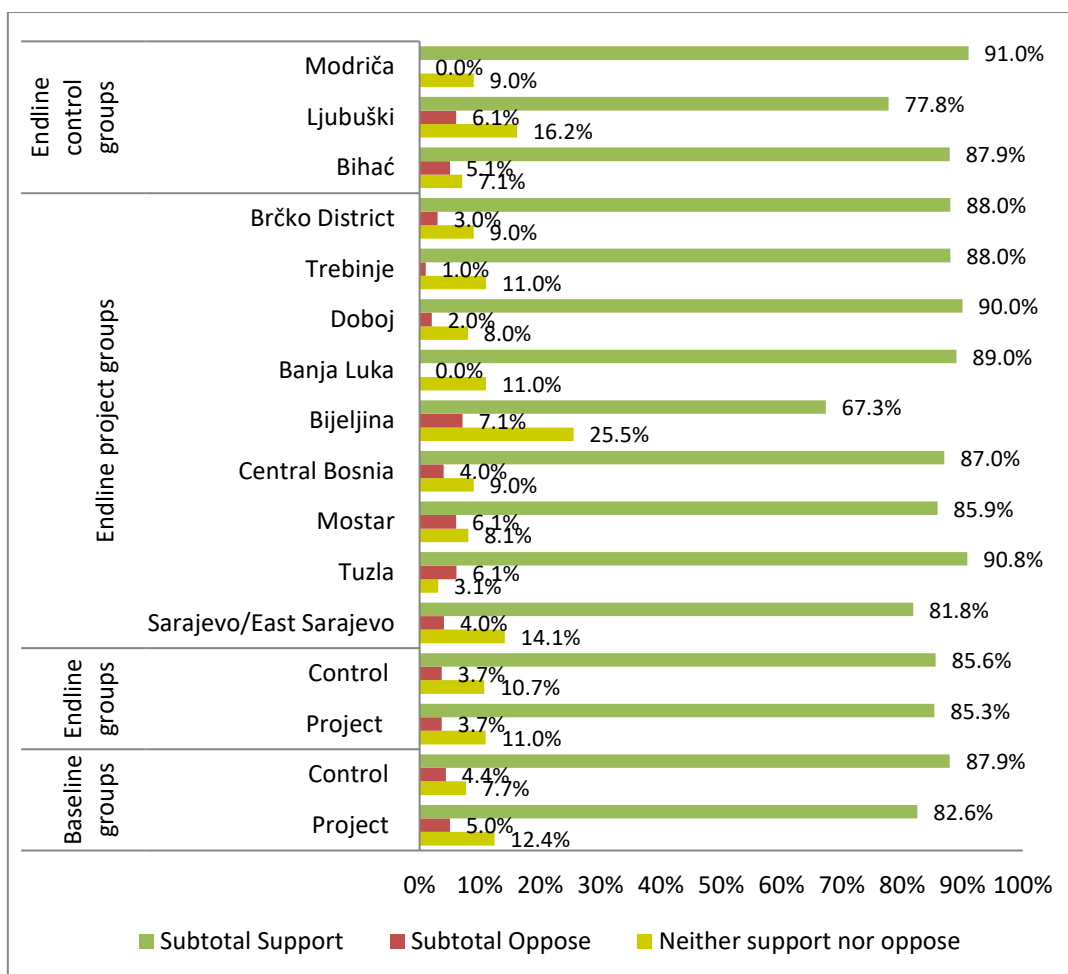
*"I do not think adults cooperate well on these issues. They are divided by certain political obstacles that stand in the way of establishing better and healthier cooperation, depending on their ethnicity. I think young people cooperate better." – In-depth interview, Mostar*

When it comes to the perceived cooperation of different peoples across different municipalities/cities, the results were very similar. As many as 85.6% of young people in control and 85.3% in project municipalities/cities support this form of cooperation. Considering the results of baseline study, it can be concluded that there was a convergence of positive responses in the project and control municipalities/cities in the endline period. Once again, Bijeljina is an exception with 67.3% of young people (an increase by 11.3 percentage points compared to baseline) who have a positive view of the cooperation of different peoples among different municipalities/cities.<sup>4</sup>

---

<sup>4</sup> Statistically significant at a significance level of 5%.

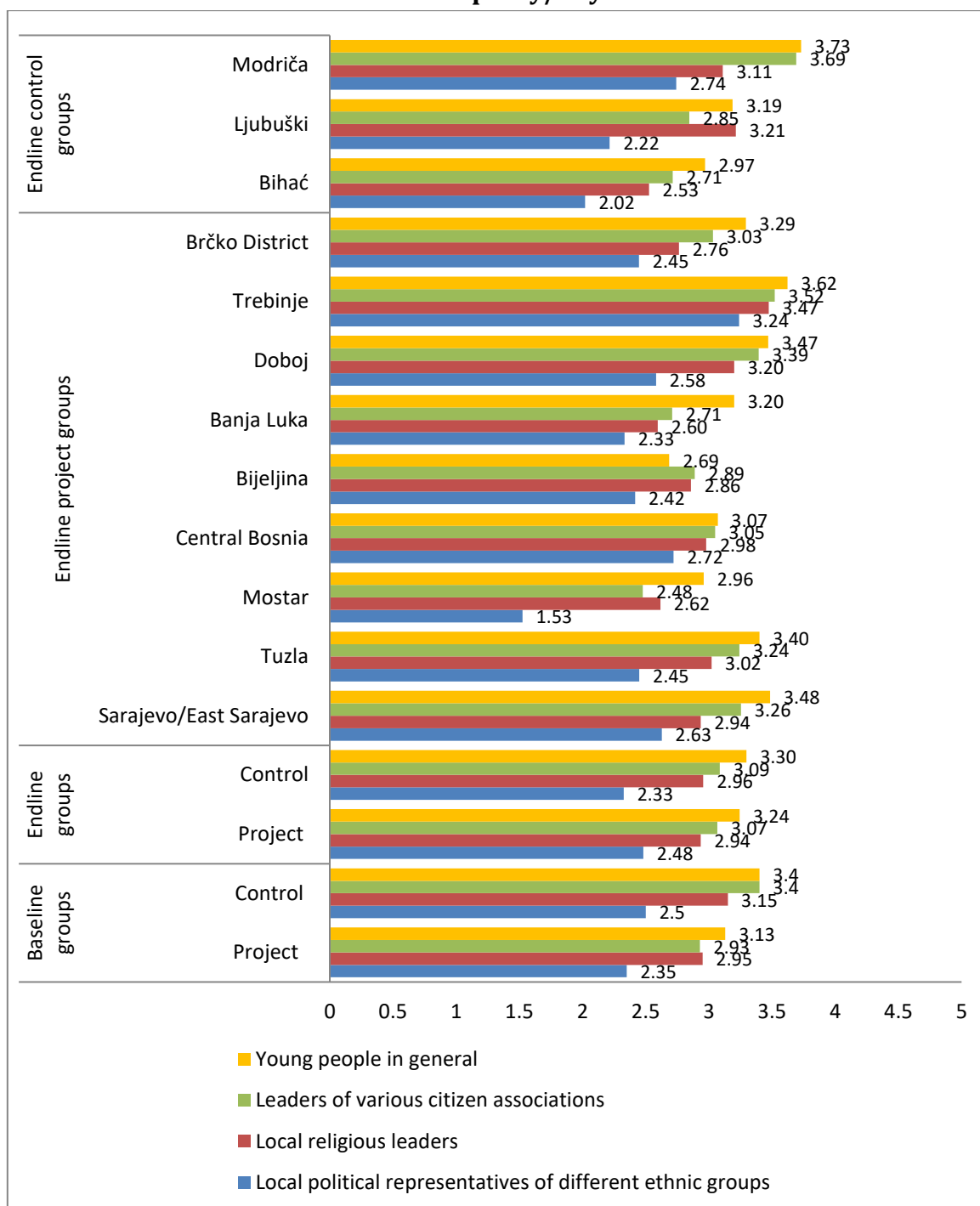
**Figure 3 To what extent do you support or oppose the cooperation of different peoples from this and other municipalities/cities?**



In the baseline period, young people in the control municipalities rated the work of youth in general, as well as work of leaders of different citizens' associations, local religious leaders and local political representatives higher than the young people in the project municipalities/cities. However, in the endline period, there was a convergence of average scores among these groups, so the average scores for some local representatives are almost identical.

As in the baseline period, the youth work in both groups of municipalities/cities scored the highest on average, while the work of local political representatives of different peoples scored the lowest.

**Figure 4 How would you rate the work of the following groups of people in this municipality/city?**



**2.1.2. Cooperation among young people and their cooperation with local leaders**

To measure the level of cooperation among young people and their cooperation with local leaders in the baseline report, an indicator 1b was developed, and is presented in table 6. The indicator represents the arithmetic mean of coded answers to questions 1b\_1, 1b\_3, 1b\_4, 1b\_6, 1b\_7 and can have values between 1 (unsatisfactory) and 5 (excellent).

**Table 6 Indicator description 1b**

Indicator	Description	Scale	Questions in the questionnaire contained in the indicator
Indicator 1b	The level of cooperation among young people and their cooperation with local leaders	1-5, where: 1- unsatisfactory 5- excellent	1b_1 1b_3 1b_4 1b_6 1b_7

Note: For details on the questions underpinning the indicator development see the questionnaire annexed to this report.

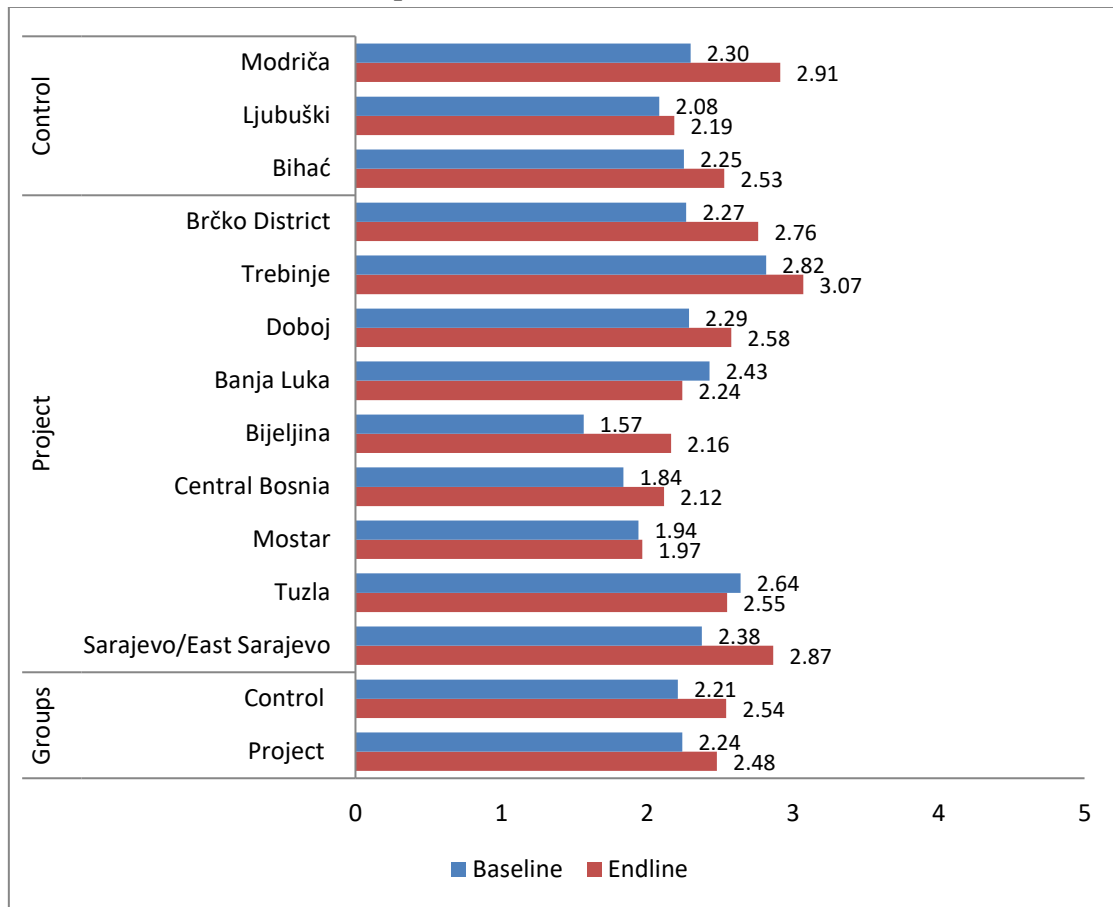
Indicator 1b values do not differ significantly between project and control municipalities/cities. Compared to the baseline period, there has been an increase in their value in both groups of municipalities/cities. Such an increase in Indicator 1b suggests that the perceived level of cooperation among young people and cooperation with local leaders is more positive than in the baseline period. However, compared to the values of indicator 1a - which indicate the level of cooperation among ethnic groups in general - the values of indicator 1b are again slightly lower. This suggests that young people perceive their mutual cooperation and cooperation with local leaders as less satisfactory than the cooperation among the ethnic groups at the local level in general.

Among project municipalities/cities, Trebinje (3.07) and Sarajevo/East Sarajevo (2.87), reported the highest values of indicator 1b, i.e., young people in these cities have rated the level of cooperation among young people and their cooperation with local leaders the highest on average. On the other hand, the values of indicator 1b for Mostar (1.97), Central Bosnia (2.12) and Bijeljina (2.16) are once again the lowest among all the project municipalities/cities, although they all reported an increase of the indicator in the endline period.<sup>5</sup>

<sup>5</sup> Statistically significant at a significance level of 5%.



**Figure 5 Indicator 1b - The level of cooperation among young people and their cooperation with local leaders**



FGD participants rated the current level of cooperation among members of different ethnic backgrounds as generally positive, often suggesting that it could have been better if there were formal projects encouraging such cooperation, which are currently lacking.

Participants in the in-depth interviews shared similar views, although they see the current cooperation somewhat less positively than FGD participants. This is due to more negative views on the locations where the cooperation does not exist since these locations are relatively homogeneous in terms of the ethnic structure of population and therefore have no much opportunity for more meaningful cooperation.

*“I had no bad experience cooperating with young people of different ethnic background, but I am aware that some arguments or even serious quarrels still happen just because someone is of different ethnic background. I don't think that's right.” – FGDs, Students, Mostar*

*“I think that cooperation among young people needs some work, it could be improved, especially in our community.” – FGDs, Students, Kiseljak*

*“Generally, I don't see are any problems there. I think that cooperation ... generally, reading all these questions, I think much more attention is being attributed to this than it should because there are no problems there. Generally, we're talking about the people who have problems. Generally, we all have the same problems. Such as unemployment or poor roads, and so on. There's not much difference. I mentioned it here, but we'll see later on another question. “- In-depth interview, Pale*

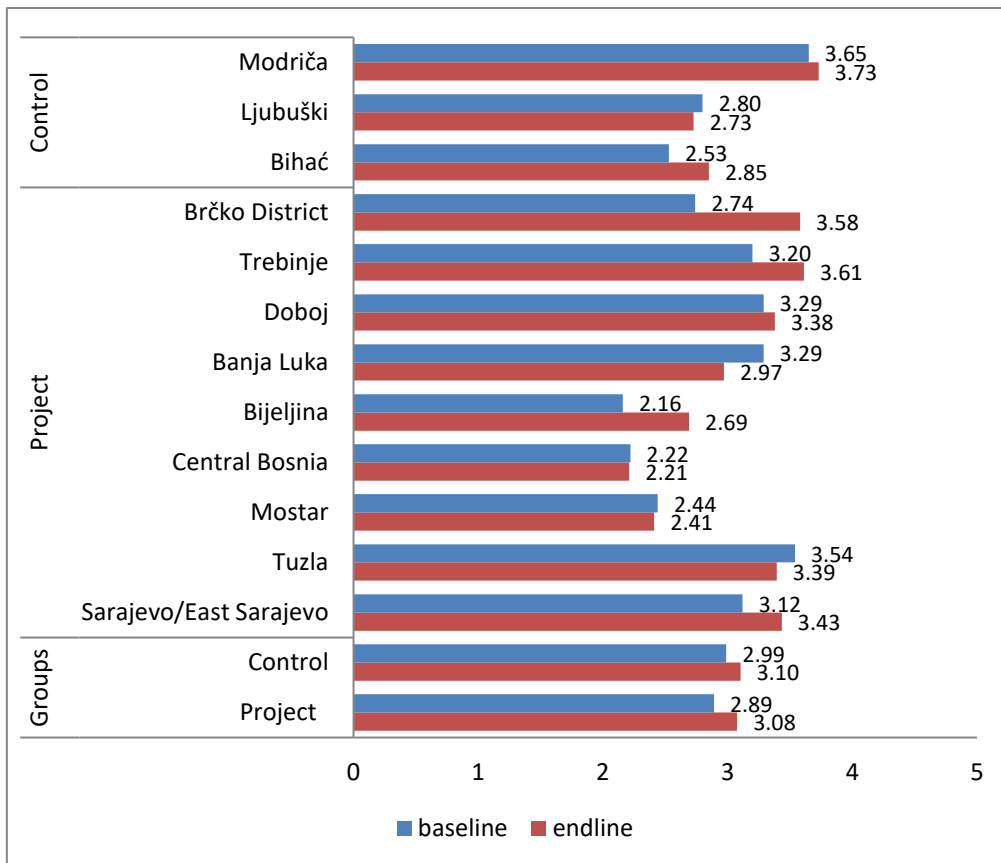
*“It is good in Tuzla, because when we talk and work, we don't view people as being members of a particular ethnic group. The point here being ...what is to be done through cooperation, meaning, what's to be achieved, what's happening. There are people of different ethnic backgrounds, but we do not classify them that way.”- In-depth interview, Tuzla*

In general, youth in project and control municipalities/cities equally rated the cooperation of young people of different ethnic backgrounds. Average ratings of this cooperation are about 3 in both groups of municipalities/cities and have increased slightly compared to the baseline period. Within project municipalities/cities, the level of cooperation among the young people of different was best rated by the youth in Trebinje (3.61) and Brčko District (3.58). On the other hand, the youth of Central Bosnia (2.21), Mostar (2.41) and Bijeljina (2.69) were again the least satisfied with the level of cooperation with people of different ethnic backgrounds.<sup>6</sup>

**Figure 6 How would you rate the current level of cooperation among young people of different ethnic backgrounds in this municipality/city?**

---

<sup>6</sup> Statistically significant at a significance level of 5%.



Again, FGD participants view cooperation among young people largely positive, however, such views are usually expressed by those who have had the opportunity to cooperate with others. However, there are young people living in locations where they had no opportunity to travel, socialize and cooperate with young people of different ethnic backgrounds, and in these cases noticeably the cooperation was rated negatively. Also, it was often mentioned that politics and religion interfered with any attempt of young people to cooperate with their peers of different ethnic backgrounds.

*“To be honest about it. Frankly, I am not in favour of cooperating with other religions. I think that politics is involved in religion, nationality and insults.”* – FGDs, Elementary School, Doboj

*“Two minds never think alike, let alone three. But if we bring together a Serb, a Croat and a Bosniak, they are much smarter and they all have a different perspective on a particular problem or topic. By exchanging ideas and attitudes, objectively and without taking things to heart, we move forward and build a better tomorrow.”* - FGDs, General population, Tešanj

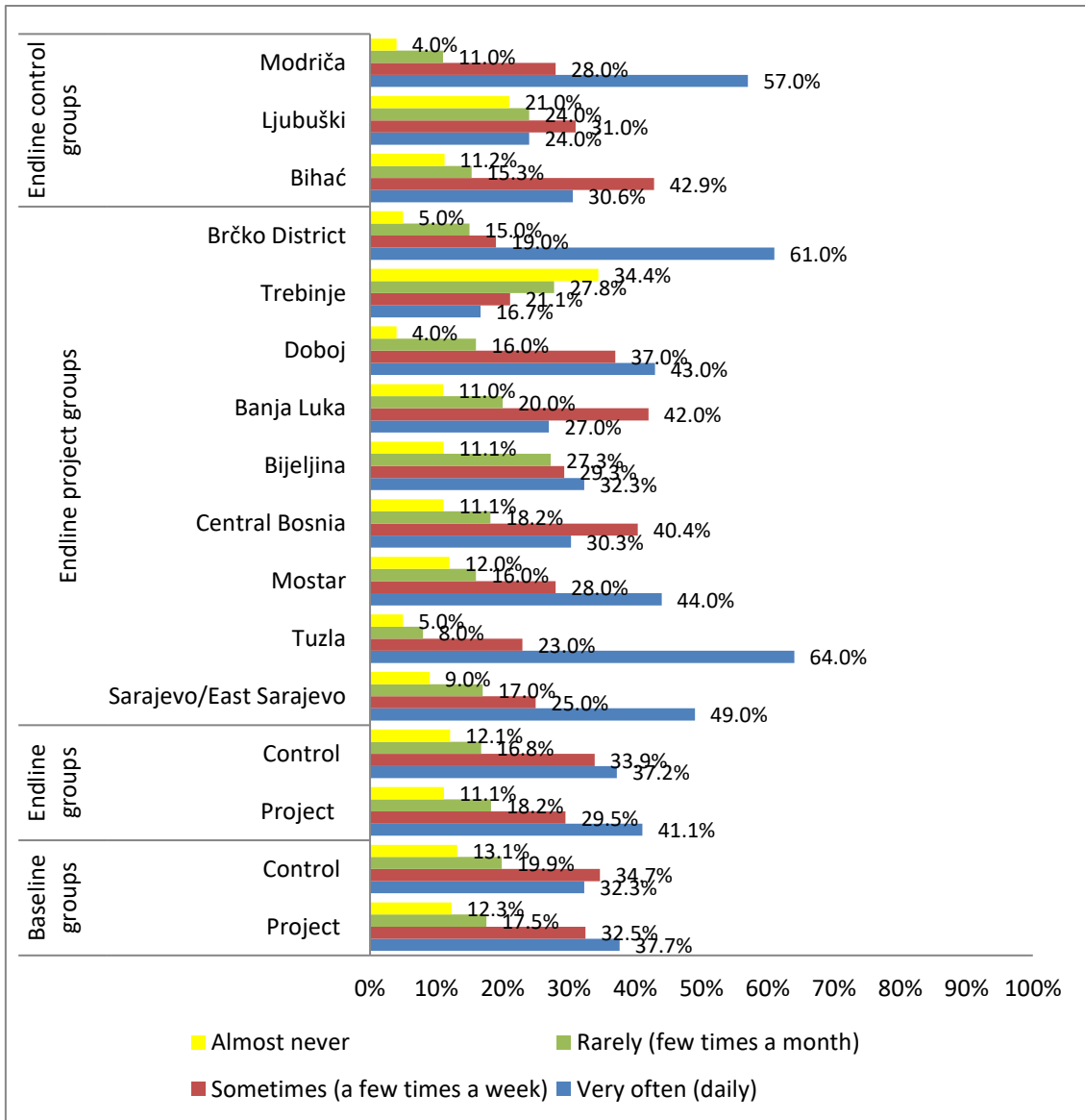
*“I think the older generations are less keen to cooperate with other peoples than the younger generations because they are somehow more ... We are younger, and perhaps do not feel the hatred for other peoples as our seniors. It is them who impose opinions on us. And now, it is a matter of who of the young people will resist it.”* - FGDs, Secondary School, Banja Luka

More than two-thirds of young people surveyed in both groups of municipalities/cities claimed to have contact with young people from different ethnic groups very often or sometimes. Also, young people from project municipalities/cities tend to have somewhat more frequent contact with young people from different ethnic groups compared to young people from control municipalities/cities. Compared to the baseline period, there is a somewhat higher percentage of young people in both groups who claim to have contacts with peers from different ethnic groups very often or sometimes. Trebinje is a city where young people rarely interact with peers from different ethnic groups. Nearly one-third of young people surveyed (34.4%) in this city said to have almost no contact with their peers from other ethnic groups.<sup>7</sup>

**Figure 7 How often do you have contact with peers from different ethnic groups in this municipality/city?**

---

<sup>7</sup> Statistically significant at a significance level of 5%.



Contacts with members of different ethnic groups are generally no different from contacts with members of one's own ethnic group, at least when it comes to locations where participants have the possibility to interact with them daily. Where there is no such possibility, the interaction is most often determined by situational opportunities, joint projects and the like. Generally, if in the circle of friends there are persons of different ethnic backgrounds the young people feel that the communication is equal to everyone.

FGD participants share similar view, agreeing that there is a normal level of interaction, which they nevertheless rated somewhat more negatively than focus group participants, mainly due to some political considerations.

*"As far as communication is concerned, it is normal, but indirectly, we try to stay away from the topic of 1990s or anything like that. These topics are avoided and, as far as communication with Bosniaks is concerned, we discuss some life-related topics normally, as*

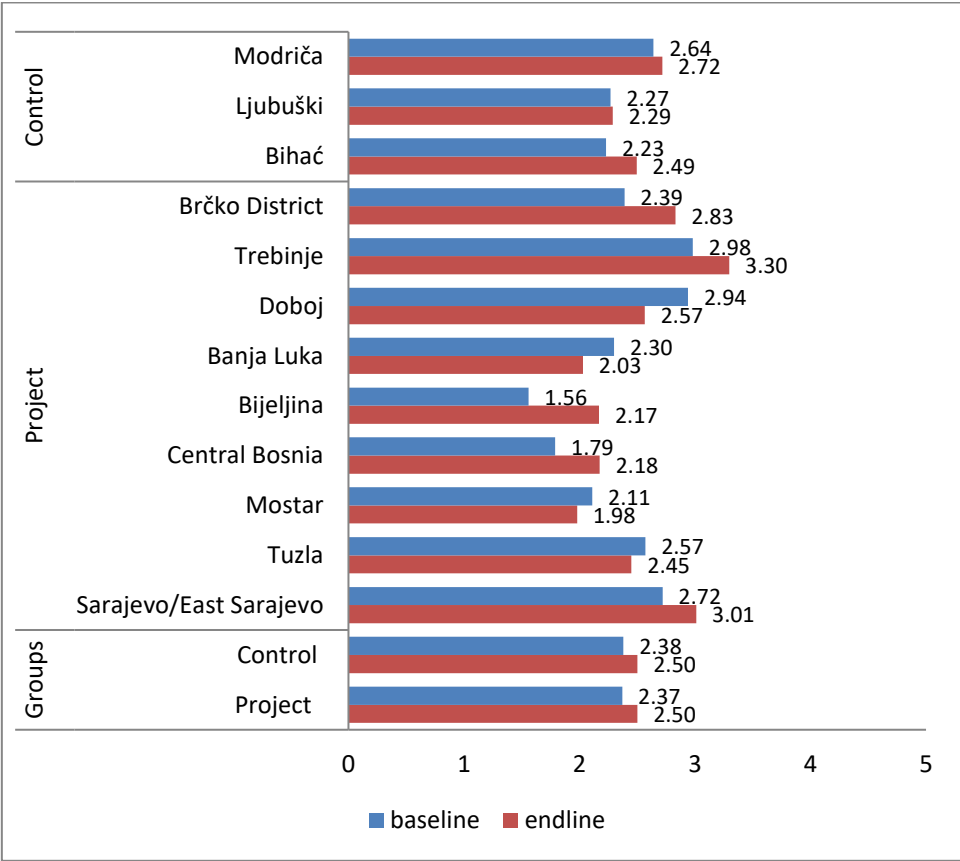
*we often do with members of other ethnic backgrounds.”- FGDs, Secondary School, Banja Luka*

*„Same as with all other people. “- FGDs, Students, Sarajevo*

*“I talk the same with everyone, normally, I make no difference. Regardless of your religion and ethnicity.” - FGDs, General population, Mostar*

There is no significant difference in the ratings of the cooperation between young people and local leaders between project and control municipalities/cities (2.5 on average). However, compared to the baseline period, these average values have slightly increased. Young people from Mostar (1.98), Bijeljina (2.17) and Central Bosnia (2.18) are the least satisfied with this form of cooperation, while young people from Trebinje (3.30) and Sarajevo/East Sarajevo (3.01) rated the cooperation with local leaders in their municipality/city with the highest rating.<sup>8</sup>

**Figure 8 How would you rate the current level of cooperation between young people and local leaders in this municipality/city?**



As far as FGD participants are concerned, cooperation between young people and local leaders was viewed very negatively. In fact, the participants claim that such cooperation

<sup>8</sup> Statistically significant at a significance level of 5%.

practically does not exist, and even when it does, it is unilateral, mainly driven by attempts of local leaders to score some political points.

On the other hand, participants in in-depth interviews, especially those working within local municipalities, have a different opinion and feel that young people have open door for cooperation with local leaders, the opportunity which they insufficiently utilise to make contact.

*“I think it can be much better. It can be much better. Just a sense of good will.”* - FGDs, General population, Mostar

*“In my opinion, the problem lies in them because they do not give us a chance to communicate with them.”* - FGDs, Students, Travnik

*“Rarely, I think that we do not have a much say even in the matters related to school. The decisions are mostly made by school principal, others who are in higher positions and adults.”* - FGDs, Elementary School, Kiseljak

*“Generally, our mayor is open and supportive. He is well known for working with young people from the local community. Hence, this level of cooperation is not only at a good but at a very good level.”* - In-depth interview, Tuzla

*“I think young people have distanced themselves for social life. They need to be as involved and persistent as possible, to make the situation better in the city.”* - In-depth interview, Brčko District

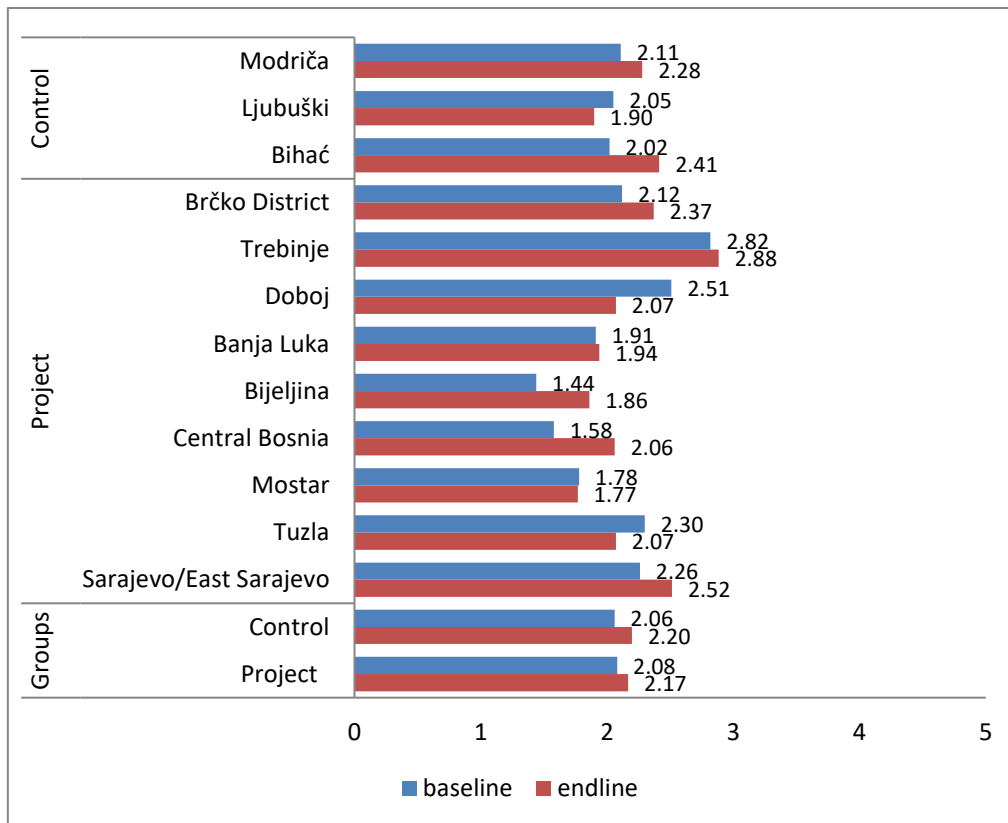
Respondents from the project (2,17) and control (2,20) municipalities/cities rated the level of involvement of young people in decision-making processes at the local level with almost identical ratings. The average values have slightly increased compared to the baseline period. Trebinje respondents (2.88) still have the most positive perception of the level of involvement of young people in decision-making processes in their city.

On the other hand, respondents from Mostar (1.77), Bijeljina (1.86) and Central Bosnia (2.06) find the level of involvement of young people in decision-making processes in their municipalities/cities not to be satisfactory.<sup>9</sup>

**Figure 9 How would you rate the level of involvement of young people in decision-making processes in this municipality/city?**

---

<sup>9</sup> Statistically significant at a significance level of 5%.



When it comes to the level of involvement of young people in decision-making processes, the views are very similar to that of the previous question. FGD participants primarily point to an insufficient level of cooperation, i.e., lack of opportunity to participate in the process and share their ideas, and even when such opportunities present themselves, their views and ideas are not taken into account. Hence, in many cases they remain excluded from decision-making processes.

On the other hand, participants in in-depth interviews also pointed to a relatively low level of youth involvement but they more often blame it on young people who, in the opinion of some participants, are apathetic and disinterested, despite the available mechanisms through which they can give their ideas and participate in these processes.

*“Last year, we were supposed to approve an extra exam period, and the Senate rendered a decision approving it - and all the decisions made by the Senate are binding - but in my school they decided to convene a council of professors who were supposed to decide whether or not to deliver this extra examination, despite Senate’s decision. Only one professor was in favour of the decision, while the other professors disagreed because they already make plans for their holidays and so on. It never works in our favour. It is only seldom that it does, when we beg them.”* - Focus groups, Students, Sarajevo

*“We have no desire because we know that even if we voted nothing would have happened.”*  
- FGDs, General population, Mostar

*“I don’t think we have. There are many things we wish were different, but nobody gave us the opportunity to say anything at all. We can tell things to the professor and we discuss it,*



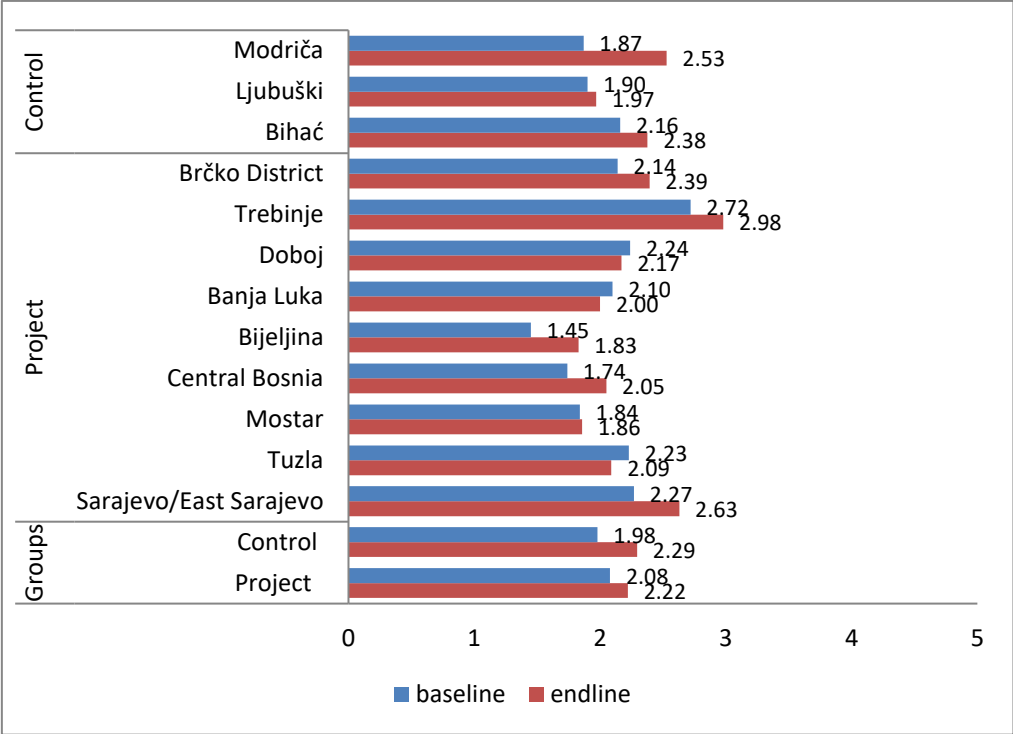
but we see no progress or anything at the level of politics. There is a student alliance, but I am not aware of any specific progress or change that happened. I feel that both communication and cooperation are really poor.” - FGDs, Students, Banja Luka

“Well, if by cooperation you mean the authorities organizing different events, incentives for youth, I’d say the local authorities and local leaders cater for it. Indeed, there are lots of events here. Being self-critical as I am, I also think that it can always be better.” – In-depth interview, Pale

“As far as young people are concerned, there are opportunities for them to nominate their ideas and programmes to the local community, and there are many young people doing so, only they are employed in the local administration and institutions, so we can say that they are partly represented in decision-making and creating. Many young people are involved in political life.” – In-depth interview, Stanari

When it comes to the level of involvement of young people in setting priorities on issues that affect them, young people in both groups of municipalities rated this form of activism equally. The average values have slightly increased compared to the baseline period. Again, Trebinje respondents rated this form of youth activism with the highest ratings on average, unlike the young people from Bijeljina (1.83), Mostar (1.86) and Central Bosnia (2.05) who rated it with the lowest ratings on average.<sup>10</sup>

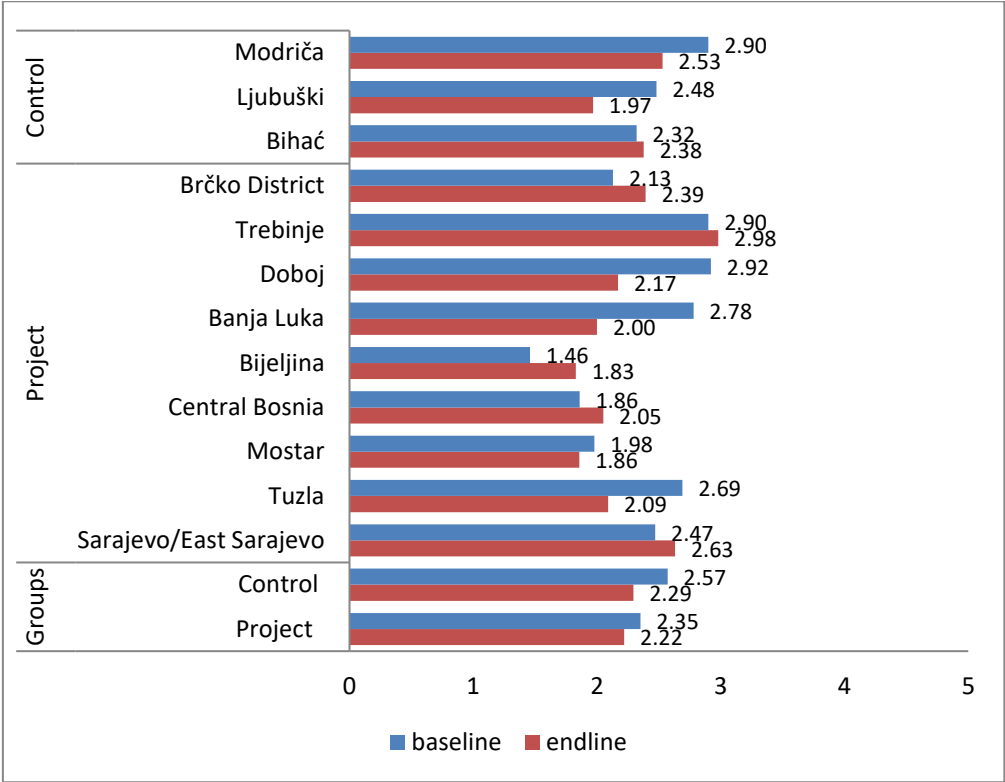
**Figure 10 How would you rate the level of involvement of young people in prioritizing the issues that affect them?**



<sup>10</sup> Statistically significant at a significance level of 5%.

There are no significant differences between the groups of municipalities/cities in the average values of young people’s involvement in joint initiatives aimed at maintaining peace in their local communities. It is important to note that, compared to baseline period, the average values in both groups of municipalities/cities have declined, suggesting that young people perceive a lower level of engagement in joint activities promoting peace in their local communities. Trebinje (2.98) and Sarajevo/East Sarajevo (2.63) respondents rated this form of youth activism in their local communities highest on the average, while the respondents from Bijeljina (1.83) and Mostar (1.86) rated it lowest on the average.<sup>11</sup>

**Figure 11 How would you rate the level of involvement of young people in joint initiatives aimed at maintaining peace in this municipality/city, in your communities?**



Generally speaking, the answer to this question is similar to the answer to the previous question. According to FGD participants, there is a low level of involvement of young people in joint initiatives, and it is blamed on the local leaders who should be launching such initiatives and thus provide opportunity to young people to participate. Participants in in-depth interviews, on the other hand, see many opportunities for young people to participate, but they feel the young people are apolitical, apathetic, and unwilling to engage in the initiatives available to them.

<sup>11</sup> Statistically significant at a significance level of 5%.

*“It all boils down to politics. They can only talk politics. Young people who are in politics can do something, but those who are not in politics or in any political party cannot do a thing. It is all politics.”- FGDs, General population, Travnik*

*“Most of us are employed. We work long hours. We have no time nor are we asked about anything. We don't have time to get involved, so ...”- GDs, General population, Kiseljak*

*“Everyone is focused on their own interest, and on the eve of the elections, there is a lot of talk about young people ... but we are not present anywhere.” -- FGDs, General population, Pale*

*“Well, very, very little, especially in Mostar. Young people stand very little chance of being involved in decision-making, especially since we have not had elections in a very long time. So we feel limited when it comes to making any decisions in the city.” – In-depth interview, Mostar*

**2.1.3. Cooperation between community members and their local representatives**

To measure the level of cooperation between community members and their local representatives in the baseline report, an indicator 1c was developed, and is presented in table 7. The indicator represents the arithmetic mean of coded answers to questions 1c\_1 and 1c\_2 and can have values between 1 (unsatisfactory) and 5 (excellent).

**Table 7 Indicator description 1c**

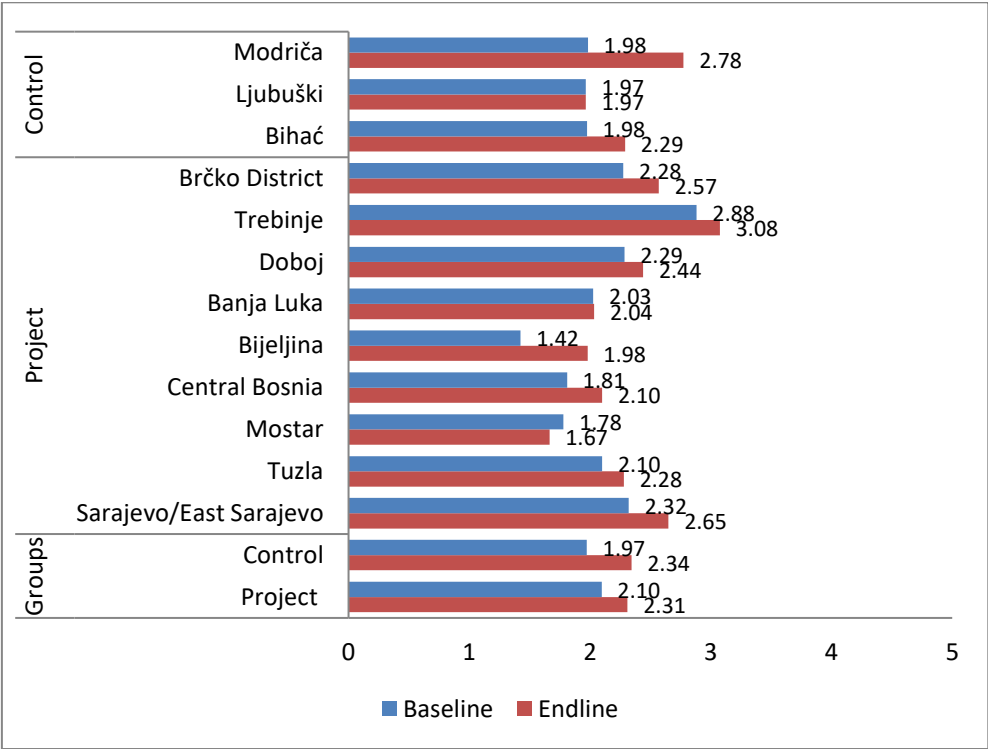
Indicator	Description	Scale	Questions in the questionnaire contained in the indicator
Indicator 1c	Level of cooperation between community members and their local representatives	1-5, where: 1- unsatisfactory  5- excellent	1c_1 1c_2

Note: For details on the questions underpinning the indicator development see the questionnaire annexed to this report.

The value of indicator 1c is almost identical in both groups of municipalities/cities. Although there has been some increase in the value of this indicator in the endline period, its values are still below the theoretical average, suggesting that young people perceive the level of cooperation between community members and their local representatives as below average. At the level of individual municipalities/cities, Trebinje still shows the highest value of this indicator (3.08), while young people from

Mostar and Bijeljina rated the level of cooperation between community members and local representatives with the lowest ratings, (1.67) and (1.98) respectively.<sup>12</sup>

**Figure 12 Indicator 1c - Level of cooperation between community members and their local representatives**



FGD participants have similar view of the cooperation with local authorities in general. It has been reiterated that there is no direct cooperation and that any form of cooperation initiated by leaders is primarily a reflection of their need to secure the votes in the elections.

On the other hand, the participants in in-depth interviews view this cooperation more positively, claiming that their municipalities offer opportunities for citizens to get involved in the work of local leaders with their ideas and initiatives, if they wish so.

*In our city, i.e., in our country there is no communication between politicians and citizens. Generally, the adults, I mean, the parents go out and vote because they wish to see some change, but things go back to what they were before and there is no communication between citizens and politicians-* FGDs, Secondary School, Banja Luka

*“I also think that politicians do as they choose, not worrying about what citizens might think, what they would like.”* – FGDs, Elementary School, Novi Travnik

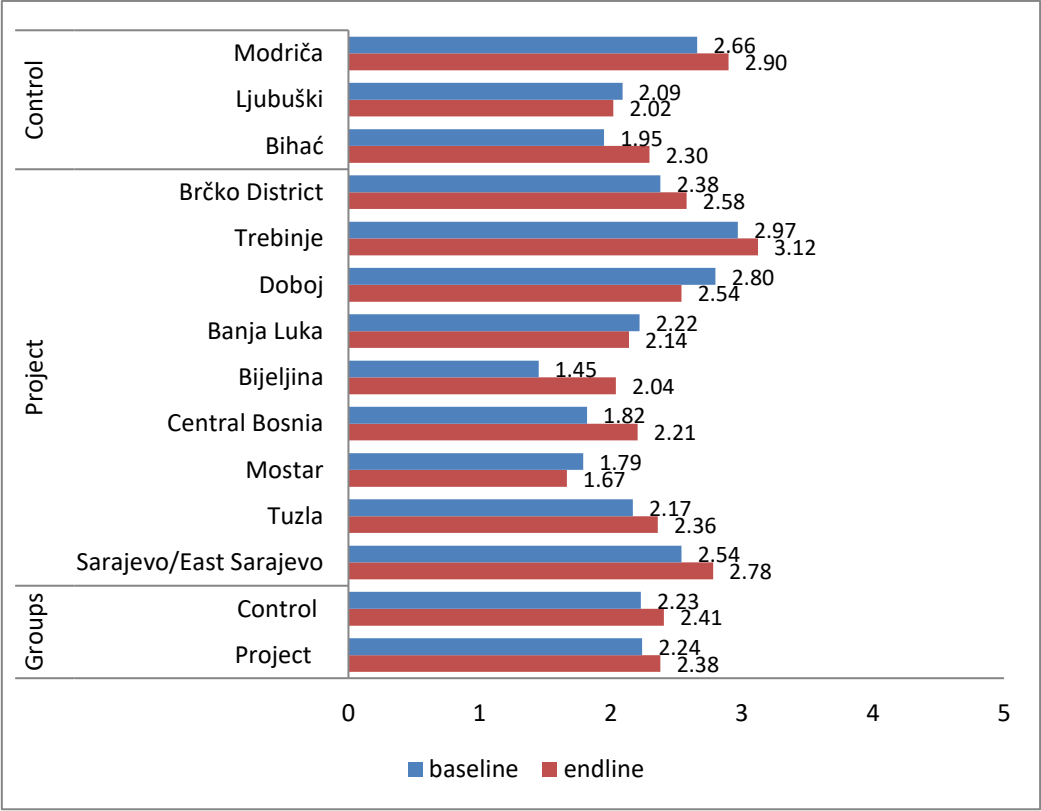
*“... The protests bear no fruit either. As soon as protests are over, they make grand promises, which they never deliver upon”-* Focus groups, Secondary School, Sarajevo

<sup>12</sup> Statistically significant at a significance level of 5%.

*“The interaction is very good. As I said before, citizens as individuals actively participate in the work of the municipality, in making certain decisions, especially those that concern them. Citizens' assemblies and public hearings are organised, and citizens simply and actively takepart in decisions that are implemented in our municipality.” – In-depth interview, East Ilidža*

The project and control municipalities/cities reported no significant difference in the assessment of cooperation between the citizens and their local representatives. The perception of this cooperation increased slightly in the endline period in both groups of municipalities/cities.

**Figure 13 How would you rate the current cooperation between the citizens of this municipality/city and their local political representatives?**



As mentioned earlier, the cooperation is almost non-existent from the perspective of focus group participants, therefore the level of cooperation is generally viewed very negatively. The responses were similar to those from last year's survey, suggesting that the cooperation is purely declarative and generally insufficient.

*“I really do not follow politics, locally or globally, and I am not so aware of the cooperation between politicians and the youth. But generally, I do not think the cooperation with people exists, let alone young people, who do not yet have the right to vote.” - FGDs, Secondary School, Doboj*

*“As I said earlier, in this city we do not have a city council. Hence, we have no our representatives and therefore we cannot impact any decision at all, let alone make proposals to amend, implement or not implement them. Meaning, the people in this city are totally disenfranchised, both the people and youth and children because they have no representatives at the local community level. - In-depth interview, Mostar*

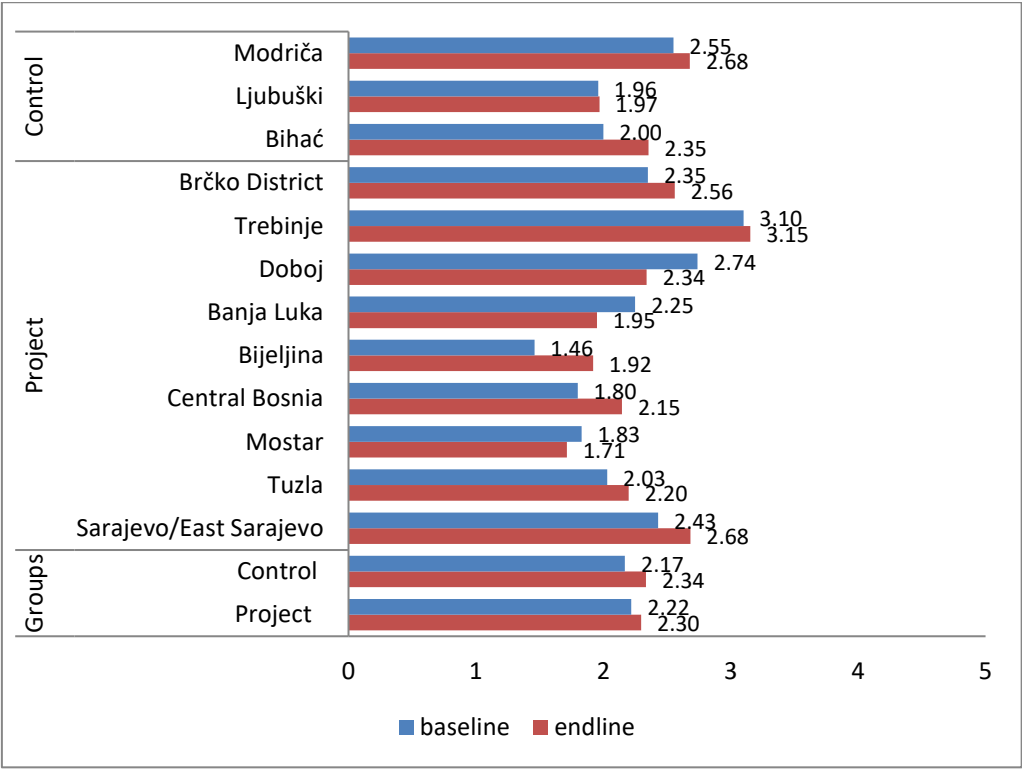
FGD participants also claim there is very little opportunity for young people to participate in local government through some organisations, although they would like their ideas to be heard and taken into account.

*“I think it would be much better if we were involved, as we have somewhat different view of the world.*

*The adults are too preoccupied with somehow more serious things, while children are more aware of what's going on in the world, why some hatred is present. I think it would be better if they would listen to us because, I think that our views are better than those of adults.”- GDs, Elementary School, Novi Travnik*

When it comes to the perception of cooperation between young people and their local political representatives, the responses do not differ significantly from the responses to the previous question. The ratings of this cooperation increased slightly in the endline period. Again, respondents from Trebinje (3.15) rated this cooperation highest and Mostar (1.71) lowest.

**Figure 14 How would you rate the current cooperation between young people and their local political representatives in this municipality/city?**



Generally, the youth cooperation with young people from other countries was viewed positively. The participants who have had the opportunity to engage in such interaction rated it positively, and see no problems with it. Those who have not had the opportunity, on the other hand, are open to cooperating with others.

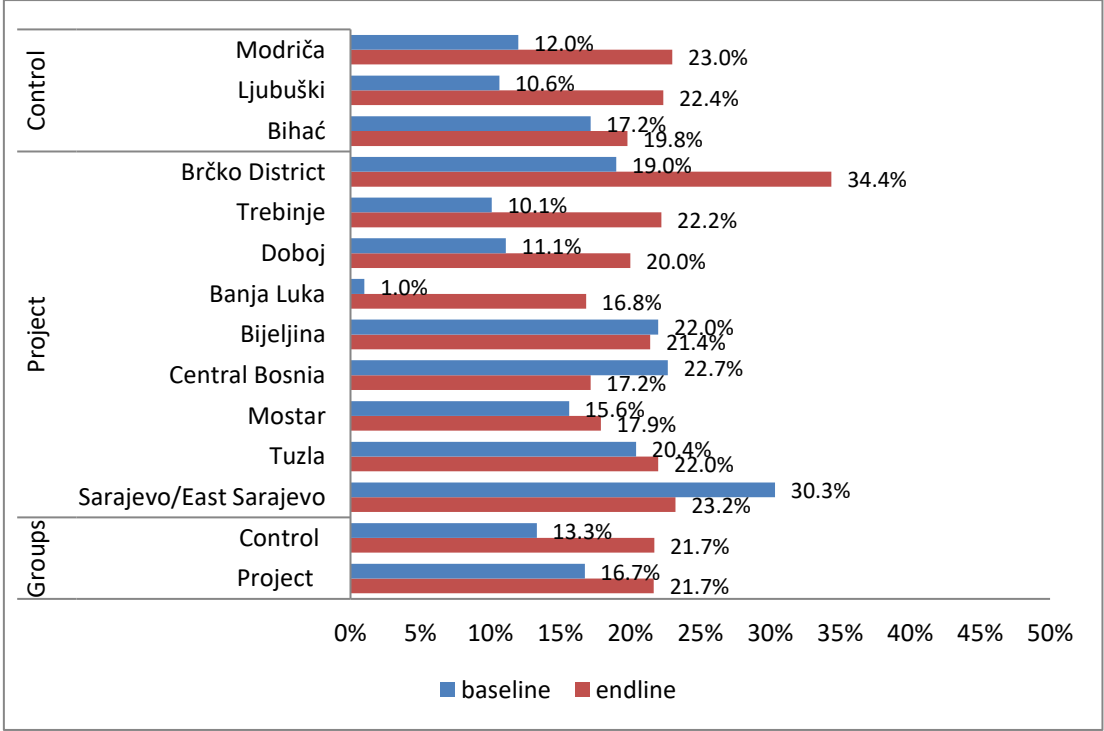
*“I don't think most of us had the opportunity to find itself in such situations.” - FGDs, Secondary School, Doboj*

*“I do not know, the Faculties from Banja Luka are twinned with the Faculties from Serbia - Kragujevac, Niš, Novi Sad. Sarajevo is twinned with Turkey, for example. So, it is that more or less that connection, which seems logical to some extent.”- FGDs, General population, Banja Luka*

*„ It is not present, but I support the idea of going in this direction. “-FGDs, General population, Tešanj*

Most young people in the project and control municipalities/cities have never contacted their local representatives regarding issues that are important to them. Only about one-fifth of young people (21.7%) have contacted local representatives in both groups. However, there is a noticeable increase in the share of young people who contacted local representatives in the endline period compared to the baseline period. This is particularly evident in Banja Luka, where only 1% of young people had some contact with local representatives in the baseline period, while in the endline period this share has grown to 16.8%.

**Figure 15 Have you personally contacted in any way your local representatives in this municipality/city regarding any issues that are important to you? (Answer 'Yes')**



As mentioned, several times in the previous questions, FGD participants viewed the cooperation between young people and political representatives negatively. Young people feel that political representatives are not open to any kind of cooperation, unless it suits their interest.

At the same time, in-depth interview participants recognize the greater number of open opportunities for young people, but believe that young people are inactive and do not take advantage of the opportunities available.

*"The leaders are open to communication only when they need it, when it suits their interests."*- FGDs, Students, Mostar

*"If I may add, only people who have interest in the communication with political leaders go down that road, maybe subconsciously, but if it is in their interest to create division. ...'because, let's be realistic, the politicians are the main advocates of these ... these differences... and divisions* FGDs, General population, Banja Luka

*"The interaction between citizens and politicians happens only during elections. Now, there is no anyone asking for anything."*- FGDs, Elementary School, Banja Luka

*"Very little because... because of the overall situation in the city. The citizens are not aware of the possibilities because of the statistical situation in the city. They do not know how to reach the local authorities, how to ask for help, and so on."* – In-depth interview, Mostar

Most of FGD participants claim not to have had the opportunity to contact local representatives on issues that were relevant to them. They reiterate that any attempt to contact local representatives is generally very difficult. Participants in in-depth interviews do not agree with this opinion. They outline a wide range of ways in which young people can reach out to the representatives - individually by e-mail or by posting on social networks, collectively through representatives of different organisations that would present the youth issues.

*"It is difficult to act as an individual. Perhaps as a person on behalf of a youth group or youth organisation."* – FGDs, Secondary School, Kiseljak

*"There are people who have tried to reach out, but they were told that those matters were not part of their remit. They were ping-ponged from one door to another."* – Focus groups, Students, Sarajevo

*"For example, I listen to Radio Grude. Once a month, the mayor is asked what he thinks about the situation in the city ... I mean, we need to find some way. There are many ways."* - FGDs, General population, Mostar

*"As far as interaction is concerned, we are invited when they need us to place some posters in the election campaign, to come to a rally, listen to a speech, so there is no*

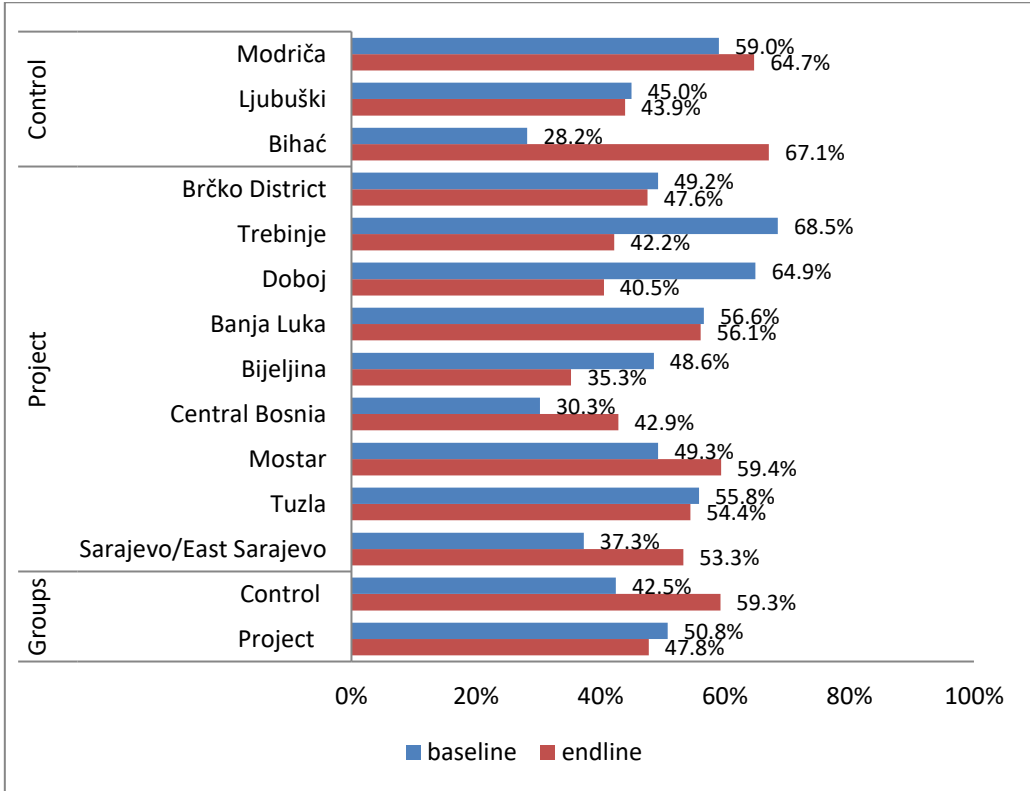


communication, there is no real interaction, it is all about their interest.” – FGDs, Students, Kiseljak

“Well, I’ve already said that I think it’s good. We have the opportunity to schedule a meeting, come to an interview, express our opinion. I may have not mentioned this, but with social media everything is much more available, and we no longer need to schedule appointments, but instead we can simply post our opinions via social networks or through messages – In-depth interviews, Tuzla

Young people from control municipalities/cities are more familiar with the work of youth representatives in their local community (59.3%) compared to young people in project municipalities / cities (47.8%). Project municipalities/cities where young people are most familiar with the work of youth representatives are Mostar (59.4%) and Banja Luka (56.1%).

**Figure 16 Do you know if this municipality/city has a youth representative? (Answer ‘Yes’)**



FGD participants generally were unable to name one of the local youth representatives. The exception is Banja Luka, where the participants named Draško Stanivuković, a local politician. However, when prompted by the moderator to name a youth representative, not a relatively young politician, the respondents offered no answer.

“I’m sure they exist, but they have little impact on those above them.” – FGDs, Secondary School, Sarajevo

*“Maybe Draško Stanivuković. He perhaps fights in some way and he is a really positive guy, but I do not know what will come out of it. All I say, the way things develop here, I hope he will not end up sleeping with the fish, God forbid, or lose his car breaks or something. Because, the situation here is disastrous.” - FGDs, General population, Banja Luka*

**2.1.4. Trust between community members and their local representatives**

To measure the level of trust between community members and their local representatives, an indicator 1d was developed, and is presented in table 8. The indicator represents the arithmetic mean of coded answers to questions 1d\_1 and 1d\_2 and can have values between 1 (unsatisfactory) and 5 (excellent).

**Table 8 Indicator description 1d**

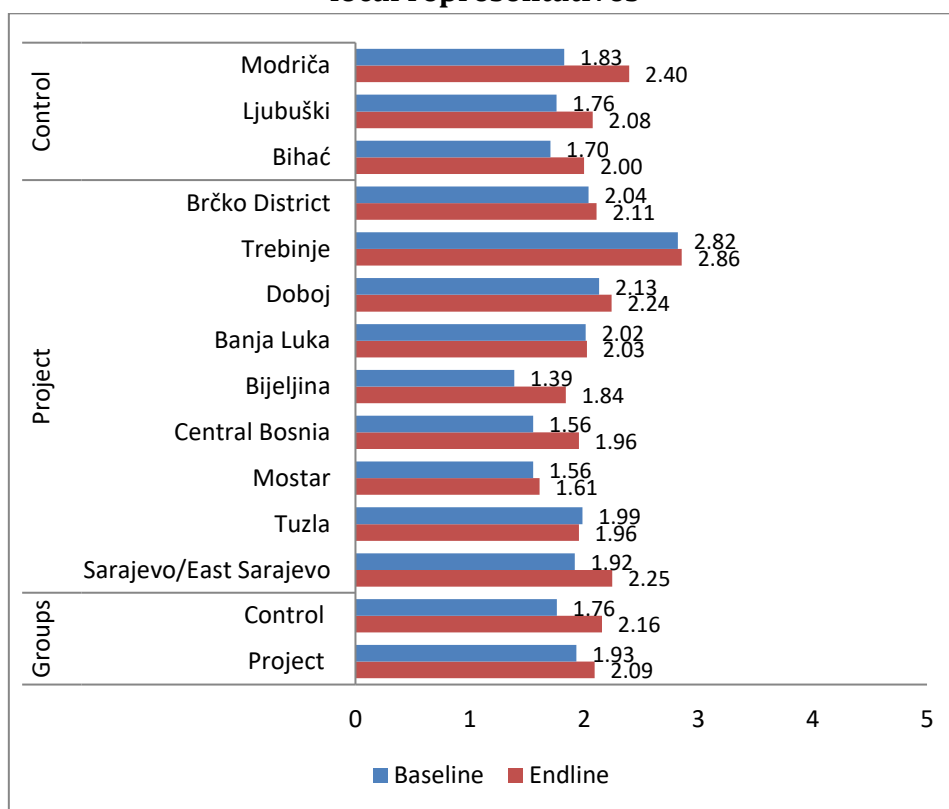
Indicator	Description	Scale	Questions in the questionnaire contained in the indicator
Indicator 1d	The level of trust between community members and their local representatives	1-5, where:	1d_1
		1- unsatisfactory	1d_2
		5- excellent	

Note: For details on the questions underpinning the indicator development see the questionnaire annexed to this report.

Like with the indicator 1c, the values of indicator 1d for project and control municipalities/cities are lower than the theoretical average. Although the indicator values have slightly increased in the endline period, there was no significant difference between the groups of municipalities/cities in the perceived level of trust between community members and their local representatives. At the level of individual municipalities/cities, Trebinje showed the highest value of the indicator 1d (2.86), and Mostar the lowest (1.61).<sup>13</sup>

<sup>13</sup> Statistically significant at a significance level of 5%.

**Figure 17 Indicator 1d - Level of trust between community members and their local representatives**



The level of trust of young people in local political representatives is very low. Young people generally feel that political representatives primarily care about their own interests or the interests of their political party, and that catering for the people they govern is not their priority. Therefore, they generally view the politicians' performances and their election promises negatively.

Participants in in-depth interviews are also aware that young people do not trust politicians, and this is reflected in the general apathy of young people and their lack of interest in joining the initiatives, going to the polls, and ultimately in the high rate of youth leaving the country. Some participants, however, believe that young people have a satisfactory level of trust in their local representatives.

*"I'm not particularly into politics, but I think they are in it for their own benefit. As said earlier, on the eve of elections, they are trying to organise some actions and do some things to score some points, win votes."* - FGDs, Secondary School, Banja Luka

*"They do most work just before the end of their term, I mean before the new elections, it is so obvious."* – FGDs, Secondary School, Sarajevo

*"They promise everything, but they give nothing."* - FGDs, General population, Kiseljak

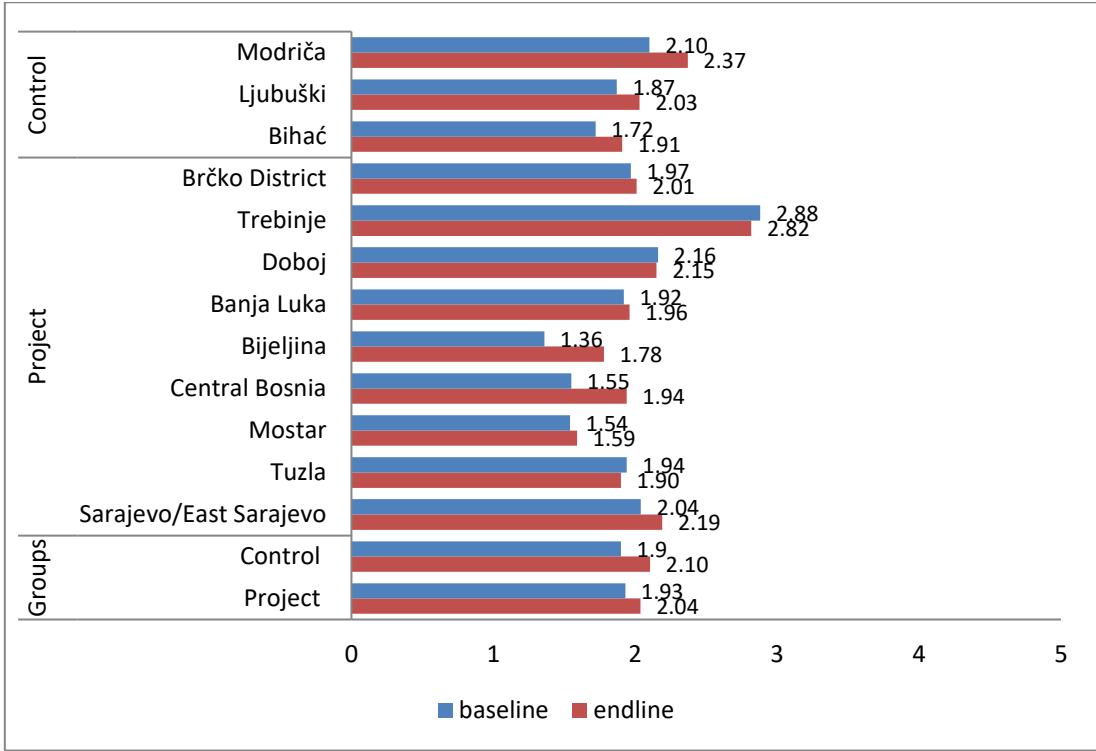
*"I think it is still satisfactory, considering the number of young people we have, and their youth representative in the city. It is little, if at all. It is very difficult to establish any kind of*

cooperation. We have some representatives, but very ... I think I can say that all this is at a satisfactory level, although I do not know what and how much we can actually change. – In-depth interview, Mostar

“I already answered this question in my previous answer. It is generally no different from the rest of the state. This is something that is currently present in our society, but I do thing that trust definitely exists, otherwise we wouldn't have been choosing all the same people all these years. – In-depth interview, Tuzla

The reason for the low level of trust between community members and their local representatives may be due to the perceived low level of concern for young people in decision-making processes. In most municipalities/cities, respondents rated the care of political representatives about young people in decision-making processes below average. An exception is Trebinje, with an average score of 2.82.

**Figure 18 How would you rate the extent to which local political representatives in this municipality/city care about young people when making decisions?**



In line with previous responses of FGD participants, the political representatives scored very low. The prevailing opinion is that they do not care about young people at all and that different projects and initiatives are promised only during election campaigns, but are forgotten soon after the elections.

Views of the in-depth interviewees are somewhat more positive, although they are aware that young people generally view this cooperation negatively. They feel that there

is plenty of room for better cooperation with young people, but that young people too need to be more involved.

*“Well, there are. Young people are avoided as they are perceived as too young and thus less knowledgeable. So, why asking them anything? They don't even dare listening to their opinions. Even when they hear it, they turn their heads away, like... That's not ...” - FGDs, General population, Kiseljak*

*„They care when they have interest in it “- FGDs, Students, Sarajevo*

*“I do not trust them. I think they keep promising ... They promise to fix something or build something, and then nothing happens. “- FGDs, Elementary School, Doboj*

*“Well, I think that we somehow ... I didn't feel it until now, ...that our voice is worth something. We are all, largely, a dissatisfied majority. - FGDs, General population, Mostar*

*“I think they care about their needs, about relationships with young people. It is difficult to assess how much, percentage-wise, but there is always room for improvement. A lot has been done, but more can always be done - that would be my conclusion.” - In-depth interview, Tešanj*

*“Within the scope of my capabilities and competence, I think the cooperation is at a satisfactory level, but it can always be better ...? The constitutions do not allow ...?”- In-depth interview, East Ilidža*

## **2.2. Analytical overview of the perceived interaction and cooperation among different groups at the level of BiH**

This chapter gives an analytical overview of the perceived interaction and cooperation among different groups at the level of BiH. The research topics can be summarized as follows:

- Perception of cooperation between the BiH Presidency, local representatives and youth;
- Perception of provocative and negative statements about other ethnic groups and their frequency in the media during elections;
- Views of young people on inter-ethnic trust, cooperation, education and the media;
- Views of young people on their civic engagement and partnership with government representatives.

**2.2.1. Cooperation between the BiH Presidency, local representatives and youth**

To measure the level of cooperation among the BiH Presidency, local representatives and the young, an indicator 2a was developed, and is presented in table 9. The indicator represents the arithmetic mean of coded answers to questions 2a\_2 and 2a\_4 and can have values between 1 (unsatisfactory) and 5 (excellent).

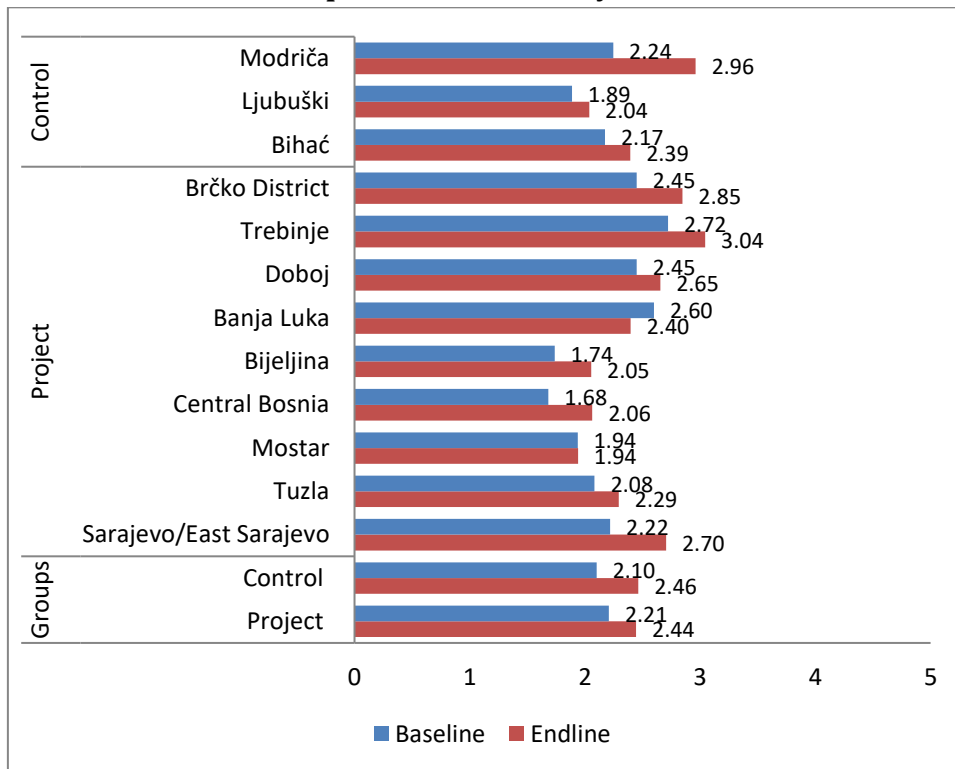
**Table 9 Indicator description 2a**

Indicator	Description	Scale	Questions in the questionnaire contained in the indicator
Indicator 2a	The level of cooperation between the BiH Presidency, local representatives and youth	1-5, where: 1- unsatisfactory 5- excellent	2a_2 2a_3 2a_4

Note: For details on the questions underpinning the indicator development see the questionnaire annexed to this report.

Both groups of municipalities/cities have reported an average value of indicator 2a. Nevertheless, their value increased slightly in the endline period compared to the baseline period. Interestingly, compared to the values of indicator 1c, which shows the level of cooperation between community members and their local representatives, the values of indicator 2a are higher for both groups of municipalities/cities. Looking at individual municipalities/cities, Mostar (1.94), Bijeljina (2.05) and Central Bosnia (2.06) reported below-average values of this indicator, while Trebinje (3.04) and Sarajevo/East Sarajevo (2.70) reported the highest values.

**Figure 19 Indicator 2a - Level of cooperation between the BiH Presidency, local representatives and youth**



As with the youth cooperation with local political representatives, the views on the cooperation with the BiH Presidency are very similar. In fact, the views are somewhat more negative, since the Presidency does not have any initiative to maintain direct contact with the youth, therefore the Presidency is perceived as a distant political entity, which does not have any contact with the youth. At the same time, there is a noticeable perception of the disagreement among members of the Presidency, primarily between a representative of the Serbian people and representatives of the remaining two peoples.

Participants in in-depth interviews know nothing about the BiH Presidency activities targeting youth, and are not sure that there are mechanisms for such interaction in place.

*“They have no contact or dialogue with us, let alone them. We are irrelevant to them, so you can imagine how they feel about someone else. - FGDs, General population, Mostar*

*“I think it is really poor.” – FGDs, Secondary School, Kiseljak*

*“Well I don't know how much these groups talk about... We are not aware, at least I am unable to answer this question.” – FGDs, Elementary School, Novi Travnik*

*“I think it is quite clear that certain members of the Presidency go only to certain locations in the Federation of Bosnia and Herzegovina, so they automatically set a boundary to themselves ... They do not want and will not have interaction with certain others. When it*

*comes to communication with the Presidency, it is extremely poor.” – In-depth interview, Sarajevo*

As in last year's survey, FGD participants did not have a large number of ideas on the ways in which they could communicate directly with the BiH Presidency, but generally they feel that good communication must be first established within the Presidency itself and between the Presidency and local government levels, which will ultimately positively reflect on lower levels, inter alia, on the cooperation with young people. However, they are aware of the political obstacles to such cooperation.

Similar responses were offered by in-depth interviewees, who were also unable to define the ways in which the Presidency could have direct communication with young people, as they largely feel this to be the responsibility of lower levels of government.

*“I've thought about it a lot and generally it's not known at all whether there is any cooperation, any interaction between...” – In-depth interview, Pale*

*“Well, there are more meetings with young people, ... organise as many workshops as possible, and engage and build confidence and get as closer as possible to young people. Not in terms of the function they perform, but to get closer to them in order to make it more understandable to them.” – In-depth interview, Brčko District*

Similar to last year's survey, participants see political parties as obstacle to cooperation between the Presidency and local authorities, and believe that it would be best if the political representatives would begin to work in interest of the people.

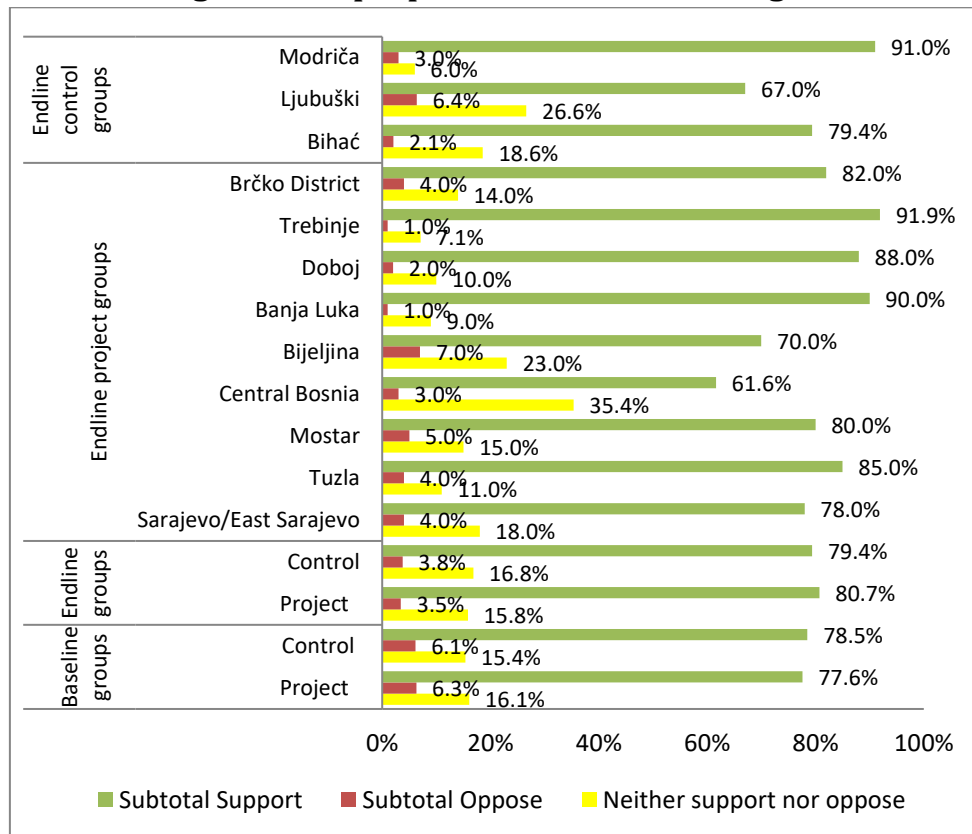
About 80% of youth in both groups of municipalities/cities support cooperation and dialogue between different peoples in BiH. Compared to the baseline period, there was a slight increase in the share of persons who support cooperation and dialogue in both groups. Looking at individual municipalities/cities, as many as 91.9% of respondents in Trebinje and 90% in Banja Luka support cooperation among peoples in BiH, while in Central Bosnia this is the case with only 61.6%.<sup>14</sup>

---

<sup>14</sup> Statistically significant at a significance level of 5%.



**Figure 20 To what extent do you support or oppose the cooperation and dialogue among different peoples in Bosnia and Herzegovina?**



FGD participants viewed the current level of cooperation between different peoples in BiH positively. However, it primarily refers to the willingness of ordinary people to engage in dialogue and cooperation. At the same time, they outlined various political obstacles that impede normal cooperation, which, as the focus group participants believe, is in the interest of politicians.

Participants in in-depth interviews also agree that cooperation is a positive thing in itself, and that cooperation is the only possible way forward. But, just as FGD participants, they too point to certain problems that diminish the possibility of cooperation.

*“I think the reality is presented in the media and in society in a completely different. Young people are ready for cooperation and dialogue, but this is portrayed very differently in the media and in society, which is, of course, pity.” – FGDs, Students, Mostar*

*“I have had the opportunity to work with young people from other cities in Bosnia and Herzegovina, and I have absolutely never encountered a single problem anywhere, in any environment, no matter of the names or ethnic origin. So, as far as young people are concerned, I think they even encourage it through different, so to speak, sports events, universities, even this cooperation between young people is encouraged and we have absolutely no problem with that and I can say that for every part of Bosnia and Herzegovina.” - FGDs, Students, Travnik*

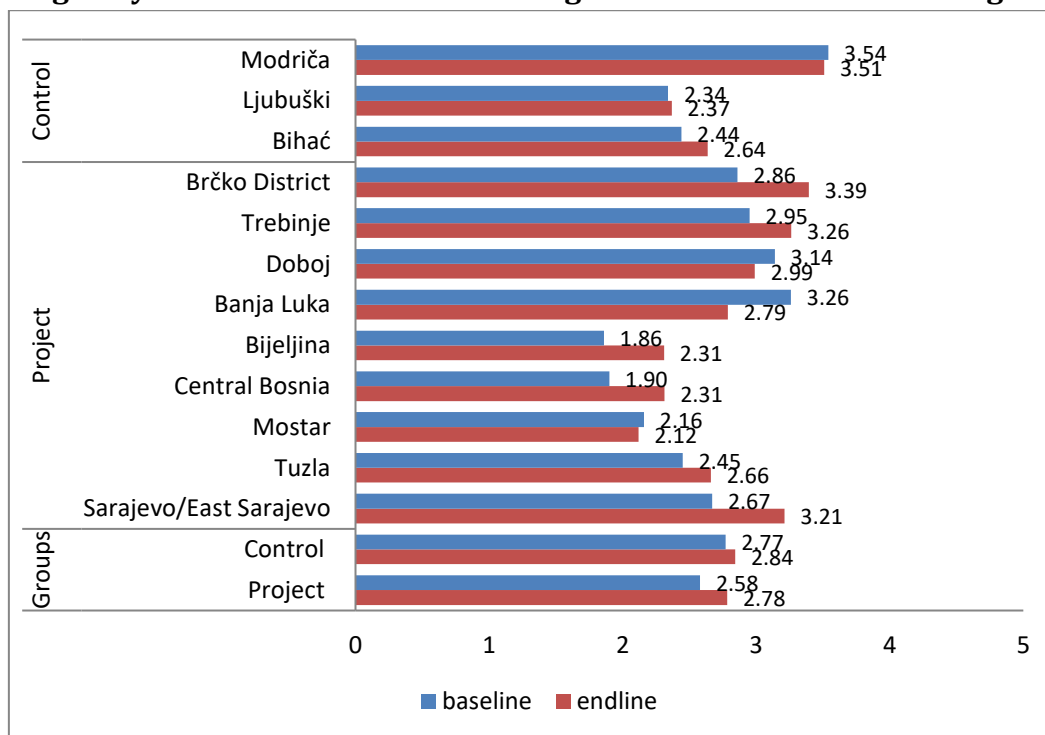
“Pretty much. It does depend from one individual to another, but individuals make a group ... health, education, sports, all together we form a whole. So, I’m pretty pleased.” - FGDs, Secondary School, Doboj

“We need to work on improving the cooperation in order to avoid such situations, and again, I am very supportive ...I support any form of cooperation, healthy cooperation and I think the local community and the whole state should work on it.” – In-depth interview, Mostar

“I am not overly pleased because I see still deep ethnic divisions. For many citizens it is the first barrier to communication, even in the context of economy... They primarily do business with the members of their own ethnic group, which is very worrying. This is perhaps one of the reasons for so many people to leave Bosnia and Herzegovina.”– In-depth interview, Sarajevo

Generally, the cooperation between young people of different ethnic backgrounds in BiH scored lower on average than their cooperation at the local level (see Chart 6 in Chapter 2.1.2). However, the average ratings of this cooperation increased in both groups of municipalities/cities compared to the baseline period. The current level of cooperation between young people of different ethnic backgrounds in BiH was rated highest on average by respondents from Brčko District (3.39). On the other hand, this cooperation scored the lowest, on average, in Mostar (2.12), Central Bosnia (2.31) and Bijeljina (2.31).<sup>15</sup>

**Figure 21 How would you rate the current level of cooperation and dialogue among the youth of different ethnic backgrounds in Bosnia and Herzegovina?**



<sup>15</sup> Statistically significant at a significance level of 5%.

As mentioned earlier on similar issues, FGD participants generally feel no animosity among young people and believe that young people are open to cooperation, if there are opportunities. In their view, the cause of the problems that stand in the way to better cooperation are the older generations, politics and the media, as well as the lack of projects aimed at cooperation.

Similar responses were offered by in-depth interviewees, who argue that the cooperation should be further enhanced, primarily through initiatives and projects aimed at establishing cooperation between schools and colleges, giving young people the opportunity to get to know each other, exchange views and make some new connections.

*“The school says little about it, if at all. ...which is why some students who have the opportunity do it themselves, they socialise with others through sports or otherwise...but in schools they never say that we should more socialise with other people and so on.”* – FGDs, Elementary School, Banja Luka

*“I wouldn’t say we have much communication or cooperation with other students, especially of different ethnic backgrounds, and I think that part needs to be improved. More attention should be paid to mergers and joint actions.”* – FGDs, Elementary School, Kiseljak

*“I am a little less satisfied with it. As I said earlier, young people just look at their own ethnic group and religion, nor respecting much the others. There are some young people who are better educated and who do not look so much to the past, the quarrels and so on.”* - FGDs, Secondary School, Dobo

*“Adolescents are especially negative. This is what I noticed in my work and what worries me. Relatively young people who were born many, many years after the war was over, those who were born in a post-conflict society tend to be more exclusive and increasingly intolerant towards other ethnic groups.”*

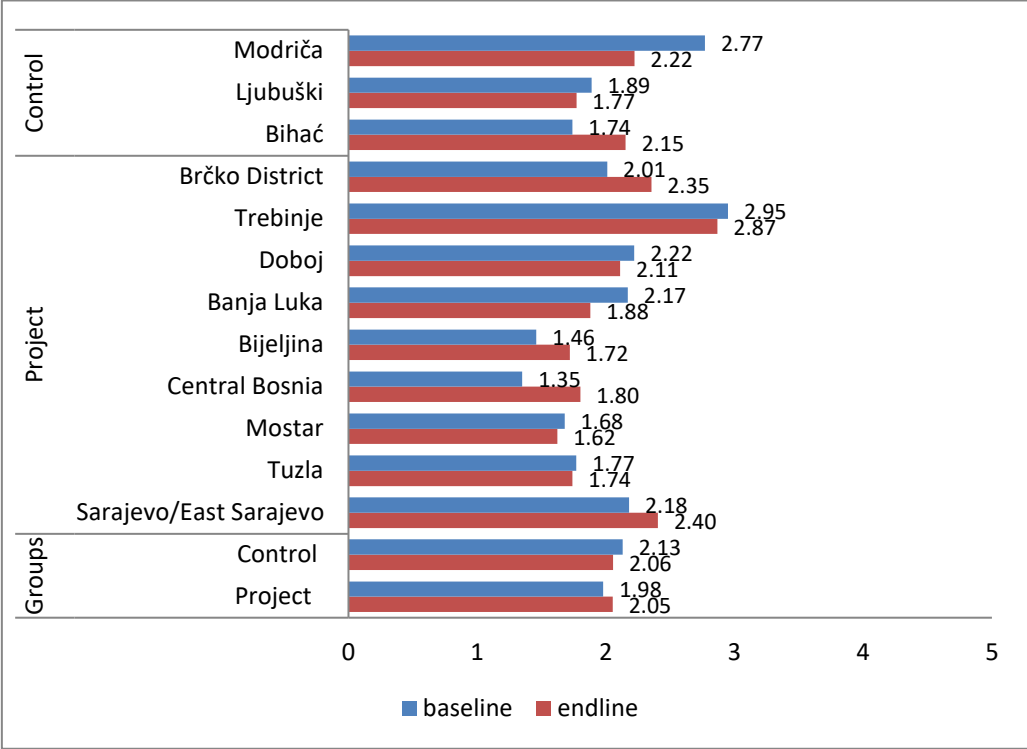
– In-depth interview, Sarajevo

*“Well, the system pretty much filtered out everything it could, not to offend anyone, so they eliminated it and I don't think there are any problems there. The same textbooks and same educational systems have long been used, and I see no problems there.”* – In-depth interview, Tešanj

Respondents in both groups of municipalities/cities rated the cooperation between the Presidency of BiH, local authorities and young people of different ethnic backgrounds with lower ratings, average, compared to the inter-ethnic cooperation between young people. There was no significant change in these ratings between the endline and

baseline periods. This cooperation was rated lowest in the endline period by respondents from Mostar (1.62), Bijeljina (1.72) and Central Bosnia (1.8).

**Figure 22 How would you rate the current level of cooperation and dialogue between the BiH Presidency, local authorities and young people of different ethnic backgrounds?**



**2.2.2. Perception of provocative and negative statements about other ethnic groups and their frequency during elections**

To measure the level of perception of provocative and negative statements about other peoples and the frequency of such statements in the media during the elections, an indicator 2b was developed, and is presented in table 10. The indicator represents the arithmetic mean of coded answers to questions 2b\_2 and 2b\_3 and can have values between 1 (non-existing) and 5 (present daily).

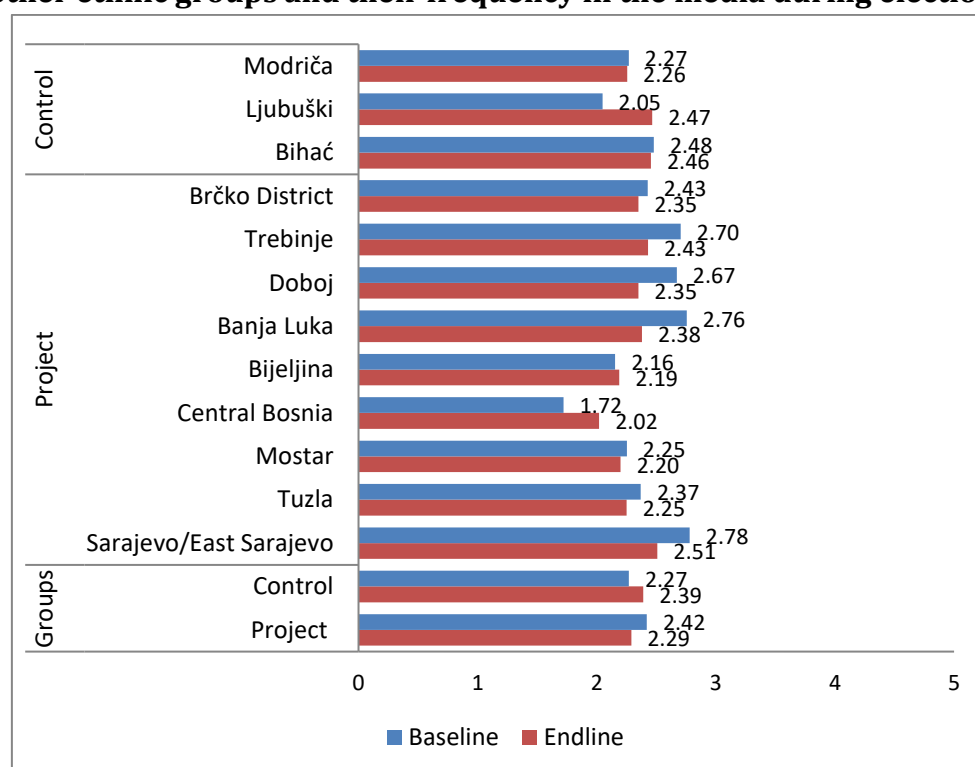
**Table 10 Indicator description 2b**

Indicator	Description	Scale	Questions in the questionnaire contained in the indicator
Indicator 2b	Perception of provocative and negative statements about other ethnic groups and their frequency in the media during elections	1-5, where: 1- non-existing 5 - present daily	2b_2 2b_3

Note: For details on the questions underpinning the indicator development see the questionnaire annexed to this report.

Indicator 2b has a slightly lower value in the project (2.29) compared to control municipalities/cities (2.39), implying that respondents in project municipalities/cities perceived lesser presence of provocative and negative statements about other ethnic groups in the media during the elections.<sup>16</sup> In addition, the value of this indicator declined in the project group compared to the endline period. Looking at the individual municipalities/cities, the perceived presence of these negative statements in the media is highest in Sarajevo/East Sarajevo (2.51) and Trebinje (2.43). On the other hand, the perceived presence of negative statements about other ethnic groups in the election period is lowest in Central Bosnia (2.02).<sup>17</sup>

**Figure 23 Indicator 2b - Perception of provocative and negative statements about other ethnic groups and their frequency in the media during elections**



<sup>16</sup> Statistically significant at a significance level of 5%.

<sup>17</sup> Statistically significant at a significance level of 5%.

As in the last year's survey, the participants almost unanimously agreed that negative statements made by politicians during election campaigns prevailed during last year's election cycle. The participants again argue it is a purely political decision to spread fear and intolerance among peoples in order to segregate them and win their votes for nationalist-oriented leaders. All participants, including in-depth interviewees feel negatively about this behaviour and find it unnecessary during election campaigns. Both groups feel that politicians should, in the next election cycle, focus on real problems and initiatives to address them, such as the large number of young people leaving the country each year.

*"Usually, they are the topic of almost every News. For example, they keep labelling some who participated in the war or some other ethnic group for something that is long gone and every ethnic group says bad things about the other."* - FGDs, Elementary School, Banja Luka

*"The war happened virtually twenty or so years ago. It is still the topic, as if it was six months ago."* - FGDs, General population, Mostar

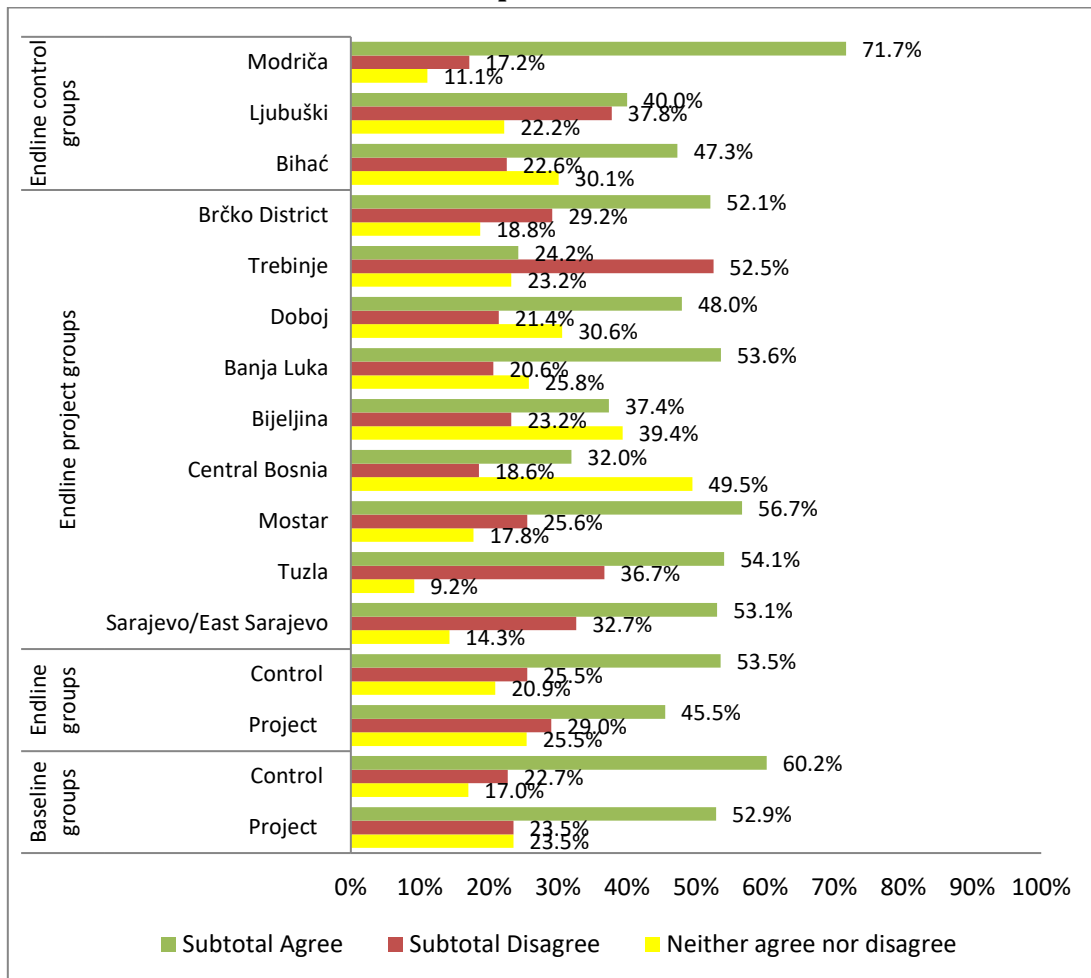
*"It happens often ... it causes people to fear that someone from another ethnic group will not know how to manage people of another ethnic group. I think it should be postponed because there are so many things that people are scared of. We need to bring people closer to one another, to make it all the same ... it would be much easier for us."* - FGDs, Elementary School, Kiseljak

*"Such statements are still present, not only in the election period when some try to score some points with their own people by denigrating others, although they may not think so behind the curtain, but it is important that they present themselves to their own people as someone who preserves their identity. Such statements and inflammatory rhetoric will certainly not help anyone, will not get any political points, but this is what it is. - In-depth interview, Tešanj*

*"It's primarily about scoring some points for the political party. Why? Because, when the economy of the country starts declining, to stay in power, you have to turn to 'the national question'."* - In-depth interview, Pale

Slightly less than half of the respondents in project municipalities/cities and somewhat more than half in control municipalities/cities (53.5%) agree that provocative/negative statements about other ethnic groups were prevalent in the media during the election period. Compared to the baseline period, there was a decrease, in both groups, in the share of respondents who perceived such provocative/negative statements. Looking at the project municipalities/cities only, the highest percentage of Mostar respondents (56.7%) recognized such statements in the media made during the election period.

**Figure 24 To what extent do you agree or disagree that provocative/negative statements about "other" peoples prevailed in the media during the election period?**



FGD participants also agree about the last year's elections making no positive impact. The primary reason for this is the disagreements within the BiH Presidency over the past year and failure to form the government at different levels. Another negative influence of the elections, participants argue, was the way the election campaign was conducted, which was described in the previous question.

Similar opinion is shared by in-depth interview participants, who felt that lack of positive effects of the elections was due to political leaders not dealing with real problems, but instead being focused on fighting for power among themselves.

*“To a large extent, this was one way of winning the elections. I believe they agree - the representatives of all these respective peoples - to quarrel with each other, kindle a fire...They themselves know that there cannot be any conflict, because they are no longer capable. They just intimidate people to win elections. I can bet on it. There is no other explanation.”* – Focus group discussions, General population, Banja Luka

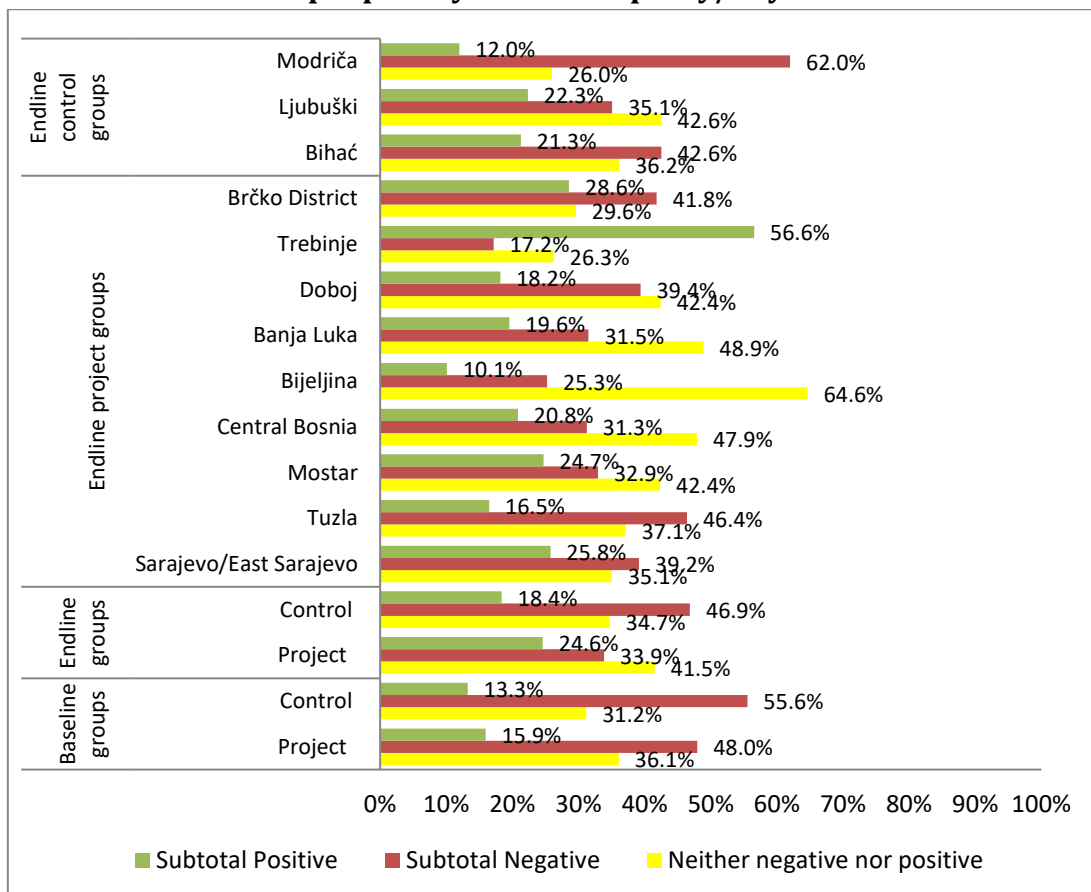
*“There is a lot of it and too much. We could talk about it for five days, and would not be able to say everything.”*– Focus group discussions, General population, Banja Luka

“Certain political parties did it and it was broadcast in the media. The media report on what’s going on at the rallies and what statements they make, they convey information. If they reported it, it does not mean that they were wrong.” - FGDs, General population, Travnik

“You see, when it comes to the election campaign, I think there may have been some exaggeration. Of course, all this should be regulated by regulations and laws, what is allowed and what is punishable. To me, any appearance that has a national prefix is not a healthy civic option. We keep spinning around and this is why we, as a society, cannot heal. There must be a regulation on election campaigns, which parties must adhere to.” – In-depth interview, Mostar

Respondents are mostly sceptical about the effects of elections on youth in their local community. About one-third of respondents in the project (33.9%) and a half in control (46.9%) municipalities/cities believe that elections can have negative effects on young people in their local community. However, the share of respondents in both groups of municipalities/cities who believe that elections can have adverse effects has declined in the endline period. The perception that elections can have a negative impact on young people is particularly present among the respondents from Tuzla (46.4%), Ljubuški (62.4%) and Brčko District (41.8%).

**Figure 25 What impact do you generally think these elections can have on young people in your municipality/city?**





Young people feel the previous elections did not have a positive impact at the local level because the general elections do not affect the local government composition. But in general, young people show no trust in the election process itself, and believe that the subsequent election processes will be similar, followed by negative rhetoric and promises that will never be fulfilled.

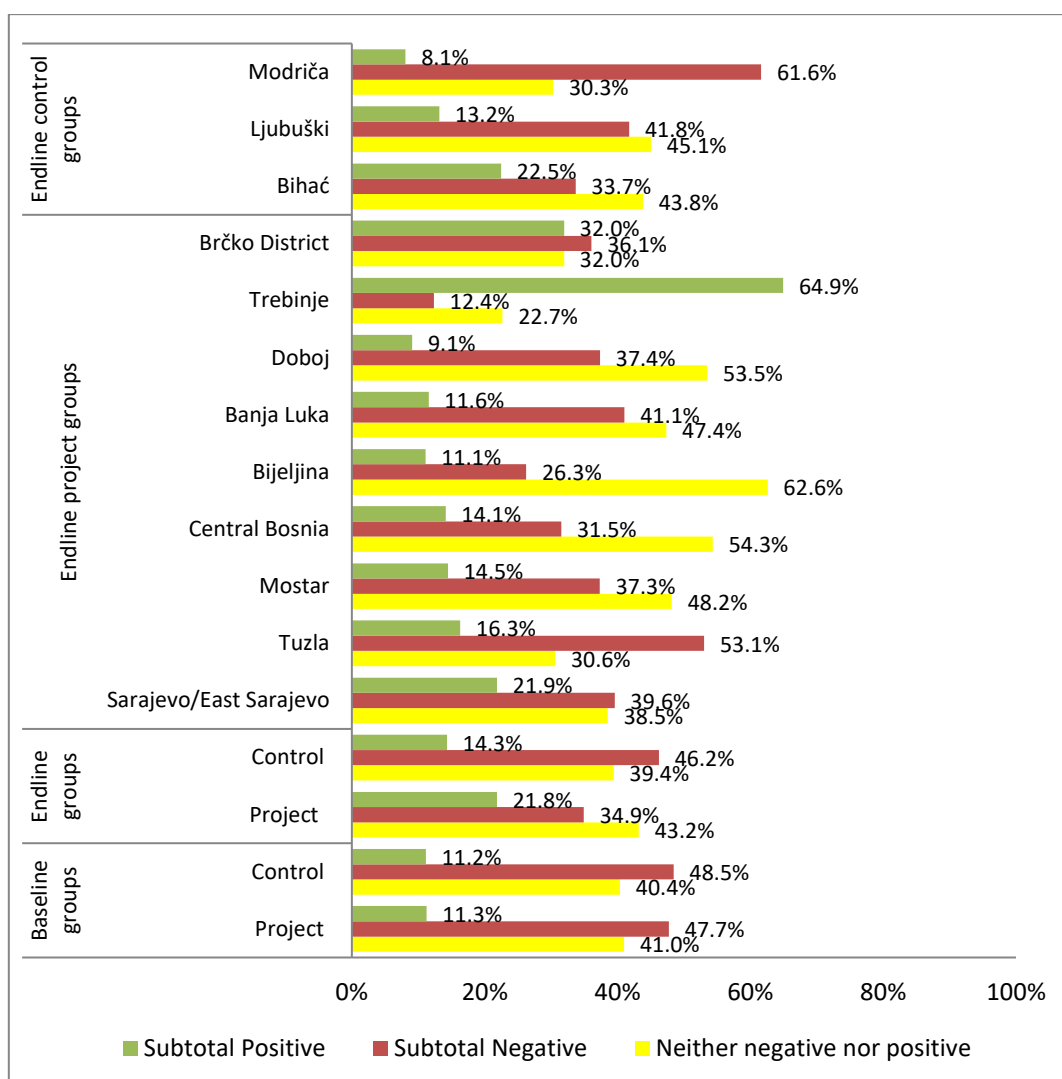
*“The last elections were the General elections, so they made no impact.”* - FGDs, General population, Travnik

*“Negative, because with these ...I mean, as a Croat, I can say that I did not, I mean, I personally did not even go to the polls because it was all set up. But obviously, what I thought was a set-up, was not a set up since a completely different person won. The person whom majority did vote for. I worked in the elections, so I know for sure that there is no point of doing it at all, since everything is framed.”*– FGDs, General population, Mostar

*“It is largely subjective, it varies from person to person in power, but generally, the change is minor.”*– FGDs, Secondary School, Dobož

A potential cause of the negative perception of the effects of elections on youth may be the fact that respondents largely believe that it is the election’s rhetoric that makes a negative impact on the relations among young people. About one-third of respondents in the project (34.9%) and a half in control (46.2%) municipalities/cities believe that such rhetoric can have negative effects on the relationships of young people of different ethnic backgrounds. However, in the endline period, there has been a significant decrease in the share of young people in project municipalities/cities who believe that such rhetoric could have a negative impact on the relationships of young people of different ethnic backgrounds. Respondents from Tuzla (53.1%) overwhelmingly believe that rhetoric in the elections could have negative consequences, while respondents from Trebinje least believe in such a possibility (12.4%).

**Figure 26 What impact do you think the rhetoric in these elections could have on the relationships of the young of different ethnic backgrounds in your municipality/city?**



As in the previous year, the impact of elections on the relations of young people from different ethnic groups is generally seen as negative. FGD participants believe that relations can remain the same at best and, or in the worst-case scenario they may deteriorate under the influence of election campaigns targeted at intimidating people and spreading interethnic intolerance. Most of it is blamed on politicians who deploy such a rhetoric as a way of coming to power, and on the media conveying such rhetoric.

*“In that case, the politicians cannot reconcile the people who are in a quarrel over the war and all that has passed.” – FGDs, Secondary School, Doboj*

*„I think they have already had an impact, ...the fact that we lost over a hundred thousand educated people age of 25 and below from all over BiH in the last year.” – FGDs, General population, Tešanj*

*“How many people were out there protesting for: “Justice for David” in Banja Luka before elections, two days before the elections. There was no theoretical chance for any of them to win. Who can vouch that no votes have been purchased? No one. They steal, just like everything else.” – FGDs, General population, Sarajevo*

**2.2.3. Views of young people on inter-ethnic trust, cooperation, education and the media**

To measure the attitude of young people about interethnic trust, cooperation, education and the media, an indicator 3a was developed, and is presented in table 11. The indicator represents the arithmetic mean of coded answers to questions Dp1 and can have values between 1 (negative) and 5 (positive).

**Table 11 Indicator description 3a**

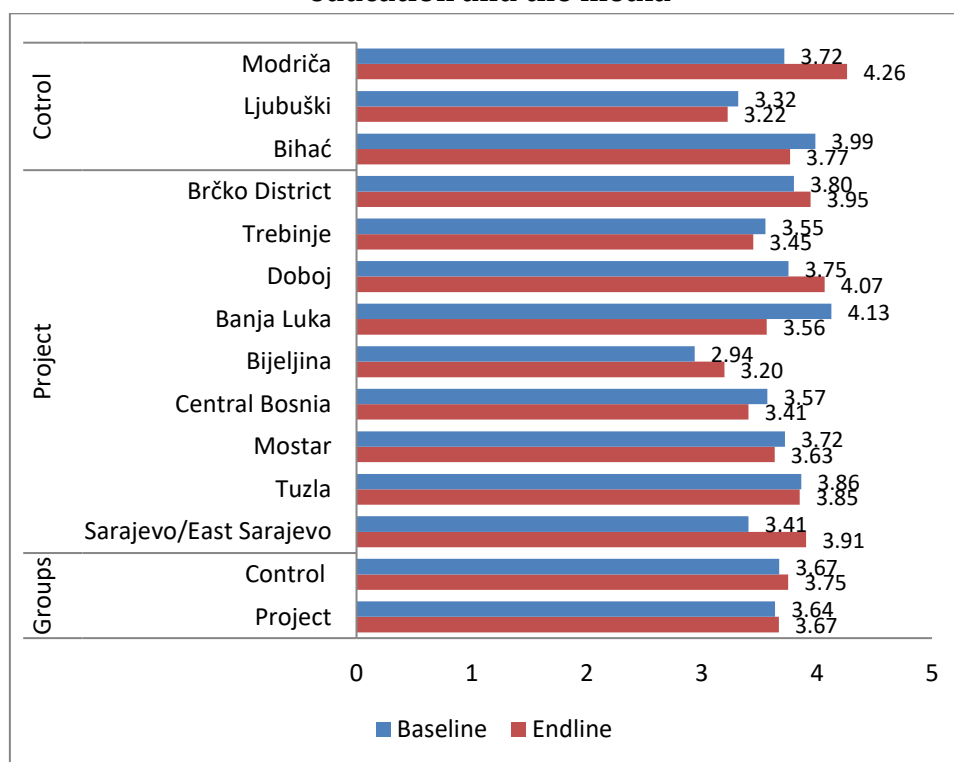
Indicator	Description	Scale	Questions in the questionnaire contained in the indicator
Indicator 3a	Views of young people on inter-ethnic trust, cooperation, education and the media	1-5, where: 1- negative 5 - positive	Dp1

Note: For details on the questions underpinning the indicator development see the questionnaire annexed to this report.

When it comes to the attitude of young people on interethnic trust, cooperation, education and the media, the respondents in both groups of municipalities/cities perceive the above-mentioned aspects as relatively positive. There were no significant changes in the value of this indicator in either group in the endline period. Looking at the individual municipalities/cities, Doboje (4.07) appears to have the most positive attitude on the above aspects, while Bijeljina (3.20) reported the least positive attitude.<sup>18</sup>

<sup>18</sup> Statistically significant at a significance level of 5%.

**Figure 27 Indicator 3a - Views of young people on inter-ethnic trust, cooperation, education and the media**



According to FGD participants there is a relatively good level of interethnic cooperation, as noted in earlier questions related to interethnic relations, but developing relationships, in their view, is primarily an individual matter and not the result of some broader initiatives and social projects. Therefore, trust develops slowly and exclusively among those who have the opportunity to establish cooperation. However, according to young people, the opinions of the older generations are still painted by war period, which slows down the possibility of building cooperation and trust.

The participants in in-depth interviews generally agree that these groups have no confidence in the state government, highlighting that this is an important issue to be addressed, and that intergroup trust will grow with greater confidence in the government.

*"I generally think our education system is a disaster. I think we should work on that first, because we are teaching the future generations who will carry out the change. Only when we work on it, and do something better, improve it, things will be better. – FGDs, General population, Sarajevo*

*"In schools, when they teach history, they encourage us not to hate other peoples, and I think it has a positive effect on us."– FGDs, Elementary School, Novi Travnik*

*"It may even be even more pronounced in school. I remember when I was in elementary school, we had one or two students of another ethnicity, but no one ever gave them the evil eye. We always hung out together, we were friends, but we always knew among ourselves*

*what not to say or how not to behave in front of one another. There was always a distance, which is natural, which cannot be overcome by anything, simply because we live in such a country. Everyone holds their own side, and it will always be so, in my opinion.*

”- FGDs, General population, Banja Luka

*“I told you that education has the healthiest form of overcoming these forms of division. Every teacher and every pedagogue should have equal approach to all children, and we have a healthy environment when it comes to such a relationship. We do not have such divisive dimensions.”- In-depth interview, Mostar*

As in the previous year, participants generally claim not to have any organised activities within the schools aimed at developing cooperation and trust among peoples in BiH. This is primarily a problem in ethnically homogeneous environments where there is no opportunity to naturally develop interaction, hence, young people remain separated from peers from other ethnic groups and thus develop negative attitudes under the influence of older members of society, without the opportunity to test and nullify those attitudes through interaction with other ethnic groups. Where there are members of different ethnic groups in one school, young people do not have a problem interacting with one another, but the problems are often created by older people.

*“There are various proven and effective methods. The society should look to a more complete, better organised society. No need to reinvent the wheel. Just copy what has already proved to be successful, to apply it to our society.” - FGDs, General population, Mostar*

*“Generally, there is relatively little talk about it. And there are no specific, let's say problems, so...”- FGDs, Secondary School, Dobo*

*“We had a problem in my class. We wore T-shirts with a slogan “Kosovo is Serbia” written over them. The headmistress said she would sanction us. We came together and asked why is it a problem to wear these T-shirts, but not American T-shirts. After that, it was over, and she said that we can wear them, it was no longer the problem. If we did not go together, I think it would have been a big problem.”- FGDs, Secondary School, Banja Luka*

As mentioned last year, education systems in BiH are not unified, so different groups are learning different versions of school curricula, which is primarily reflected in the study of the recent history and languages. Thus, generations of young people are being created, believing different truths, which in the future can easily be an obstacle to establishing relationships with members of other ethnic groups.

*“Bad. And here's why: briefly and clearly. Ask yourself what language children learn in schools, from one place to another, and you'll be that there is no equity. In Sarajevo schools you can learn Bosnian, Croatian, Serbian, but if you attend school in Republika Srpska, you have to learn Serbian language.”- FGDs, General population, Tešanj*

The image of the media in BiH is very negative, which is the same attitude the participants showed last year. They claim the media are in fact propaganda departments of political parties, and that there are very few independent media. In participants' view, they are sensationalist and care little for professionalism. All this leads to a very negative perception of the media, with some exceptions. Participants in in-depth interviews generally agree with the focus group participants on this matter.

*“It depends on the media. As far as the public media are concerned, that is, the Radio and Television Broadcasting Service of the Republika Srpska, is completely in the hands of the ruling party, 100%. It is in their interest to maintain the current state, the existing intolerance, in order to survive, stay in power. But now, there are some new, let's say, recent media outlets, such as N1 Television, that aim to expand their market and utilise existing infrastructure and telecommunications in the former Yugoslavia. They are reporting pretty much about all the developments in all countries and they foster that common sensibility.”* – FGDs, General population, Banja Luka

*“The world's strongest weapon is not the atomic bomb, it's not the hydrogen bomb, it's the media, and the media is the strongest poison.”*– FGDs, General population, Mostar

*“In the election period, the media simply act on a commercial basis and they do not care at all if they are often broadcasting hate speech. This is something we see and is not good. It is an anomaly that needs to be eradicated. Hate speech should not be allowed for financial reasons. The media contribute to incitement to hatred.”*– In-depth interviews, Sarajevo

**2.2.4. Views of young people on their civic engagement and partnership with government representatives**

To measure the attitude of young people about their civic engagement and partnership with government representatives, an indicator 3a was developed, and is presented in table 12. The indicator represents the arithmetic mean of coded answers to questions Dp2\_1-Dp2\_4 and can have values between 1 (negative) and 5 (positive).

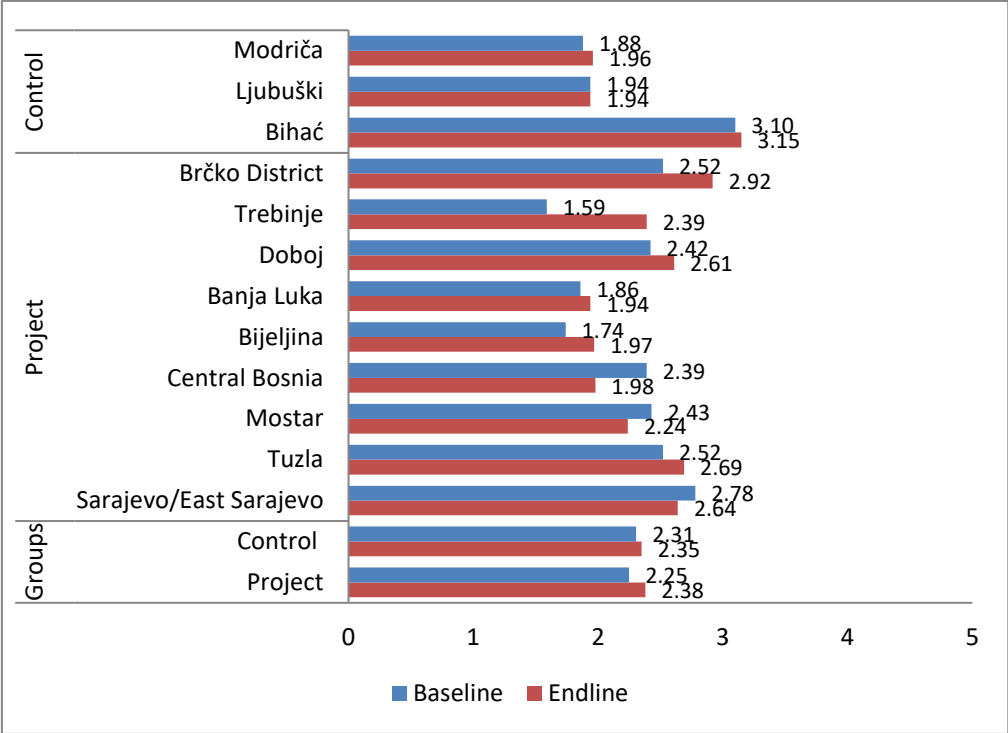
**Table 12 Indicator description 3b**

Indicator	Description	Scale	Questions in the questionnaire contained in the indicator
Indicator 3b	Views of young people on their civic engagement and partnership with government representatives	1-5, where: 1- negative 5 - positive	Dp2_1 Dp2_2 Dp2_3 Dp2_4

Note: For details on the questions underpinning the indicator development see the questionnaire annexed to this report.

There are no significant differences in the attitude of young people on their civic engagement and partnership with government representatives between the two groups of municipalities/cities. The indicators for both project and control municipalities/cities have below-average values (2.38 and 2.35 respectively), but these values have increased slightly compared to the baseline period. Taking into account that the values of indicator 3a are significantly higher than the values of indicator 3b, it follows that although young people generally have a positive attitude towards interethnic cooperation, but at the same time, they are not satisfied with their own level of civic engagement and cooperation with government representatives. Looking at the individual municipalities/cities, Brčko District (2.92) and Tuzla (2.69) have the highest values of indicators, while Bijeljina (1.97) and Central Bosnia (1.98) reported the lowest values of indicator 3b.<sup>19</sup>

**Figure 28 Indicator 3b - Views of young people on their civic engagement and partnership with government representatives**



Equally as last year, the FGD participants feel that young people do not fight strongly enough to try to bring about some change. This is primarily blamed on political leaders who prevent young people’s voices from being heard and their ideas taken into account, so over time they were all caught in apathy, with very few of them who believe that things at the global level can change. Those who believe in the change argue that everyone should start from themselves. On the other hand, there is an awareness about a large number of young people who given up trying to change things and who now leave the country every year in search of a better life in other countries where the problems of local politics will not be an obstacle.

<sup>19</sup> Statistically significant at a significance level of 5%.

Similar views are shared by in-depth interviewees, who believe that young people are not as politically engaged as they should be. They attribute this to the lack of faith that any engagement will lead to the major change that young people want. Hence, according to the participants in in-depth interviews, young people simply give up any engagement aimed at making the change. In-depth interviewees tend to pin this more on the youth, arguing that in some situations there are opportunities for the youth to act, but nothing happens.

*“It is about the mindset of our people. If someone, anyone from a class or from a school, would start such an initiative, he would be called a fool. Everyone would say that he cannot change a thing and the turnout to any initiative he would make would have been minor.”* – FGDs, Secondary School, Banja Luka

*There is a saying - You can't change the world, but you can change yourself - so we have to start from ourselves first, make ourselves better persons, as role model for others, and thus non-verbally prove that things can change for better.”* – FGDs, Students, Mostar

*„Well, it is, because the opportunities do not present themselves on a golden plate ... We need to take the opportunity, and create opportunities for ourselves.”* – FGDs, Students, Sarajevo

*„Relatively yes, but insufficiently. But yes, they are engaged.”* – In-depth interview, Brčko District

*“How are they going to participate in anything if they don't want to move, what we're talking about? You have a group that comes in, out of empathy, then they keep that monopoly on organising and everything, they don't vote, they don't fight and they rot.”* – In-depth interview, Pale

As indicated throughout the report, the cooperation of political representatives and youth is at a very low level, almost non-existent in many municipalities, and therefore young people have very little contact with political representatives and virtually no influence on decision-making, even when those decisions directly affect young people. FGD participants for such relations blame the authorities and their inaccessibility, as well as their lack of interest in dealing with real problems. However, they also feel that they themselves, as young people, are apathetic and not active enough, which is again due to previously mentioned lack of willingness of political representatives to cooperate.

Participants in the in-depth interviews also recognize the negative attitudes of young people towards the authorities. As in the previous question, the participants believe that there is general apathy among young people and that young people do not trust the government to do enough to make the situation in the country better. They are aware that a large number of young people avoid politics, elections and any attempt to participate in decision-making as they have completely lost confidence in their ability to do anything.



“Look, this is not to be blamed on one side or the other. The problem is about the mechanism. The activism should be made available. But who should it be made for? We need to be the ones for whom this is to be made, and then we can.” – FGDs, General population, Tešanj

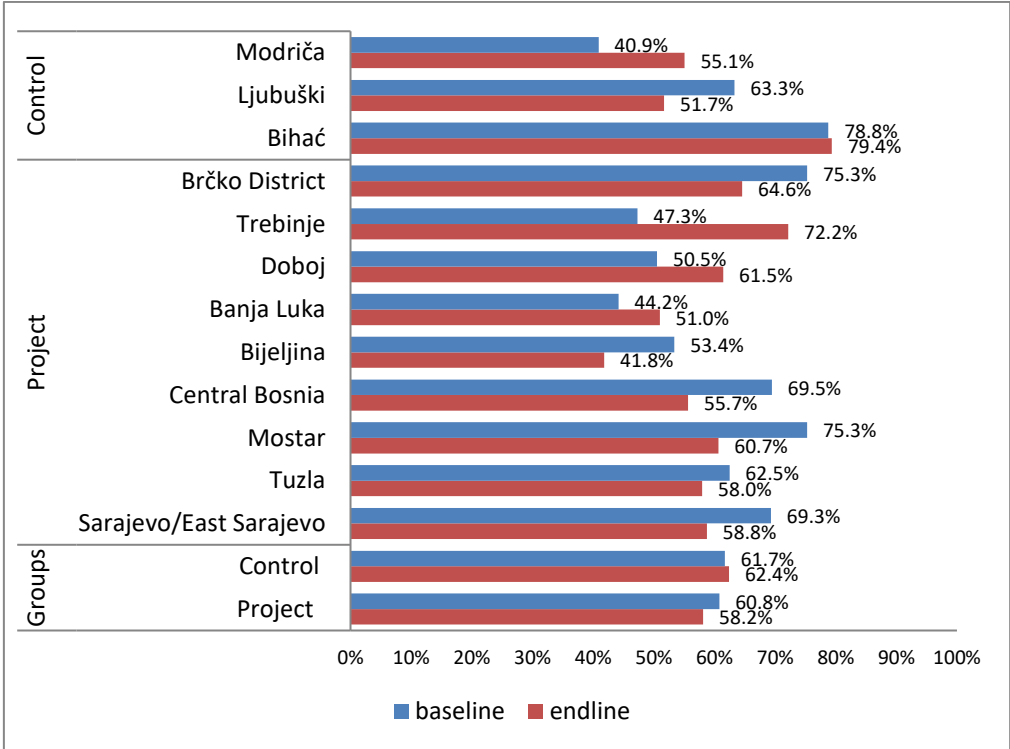
“I can say it is very bad. I would like to remind you of the situation in Busovača, where the Bosniak part of the population goes to school in the morning, and the Croat children go to school in the afternoon. And when the children were asked to be merged, to break these differences, unfortunately, most replied that they did not want to overcome those differences. Are the children capable of making such a decision or they are under the influence of adults?” – FGDs, Students, Kiseljak

“I don't know what this cooperation is like now, it probably exists through some projects, but I don't see that there are any special collaborations, special projects, I'm not really involved in that.” – In-depth interview, Tešanj

“The doors, the communication, the cooperation is open. Young peoples are quite casual. There are no problems there. Is this a matter of realistic possibilities, what will be agreed, organised, done, but I think it is quite satisfactory?” – In-depth interview, Pale

Most respondents in both groups of municipalities/cities are ready to participate in peaceful protests over the issues they are interested in. Respondents from Bihać (79.4%), Trebinje (72.2%) and Brčko District (64.6%) appear to be particularly interested in this type of civic engagement.

**Figure 29 Would you participate in peaceful protests over an issue that you are really interested in? (Answer ‘Yes’)**



The most frequent reasons mentioned by those who would not have participated in peaceful protests are lack of interest in politics (51.5% in project and 70.5% in control municipalities/cities), or lack of confidence in the power of protest to change things for the better (23.6% in control and 14.5% in project municipalities / municipalities). There are no significant differences between the responses in the baseline and endline periods.

**Table 13 If not, please explain why not?**

	Project municipalities/cities		Control municipalities/cities	
	Baseline	Endline	Baseline	Endline
No one organizes these types of protests	16.0%	13.7%	6.2%	13.7%
I do not trust the organizers of these protests	16.2%	18.3%	3.9%	9.7%
I am afraid that the protests could cause the government to collapse - anarchy	5.6%	5.6%	1.6%	0.8%
Protests cannot change things for the better	27.4%	23.6%	14.0%	14.5%
Elections are the best way to change things	9.6%	7.9%	3.9%	1.6%
Fear that protests may have a negative impact on me and my family	10.9%	9.6%	7.0%	4.8%
I very much oppose any protests against the current government	2.8%	1.5%	0.8%	0.8%
I am not interested in politics	52.8%	51.5%	70.5%	66.9%
Other	3.3%	6.1%	3.9%	0.8%

In the endline period, the most commonly mentioned form of civic engagement in both groups of municipalities/cities were the signing of petitions and volunteering or membership in an organization. There are no significant differences in baselines and endline periods in terms of participation in the activities listed below.

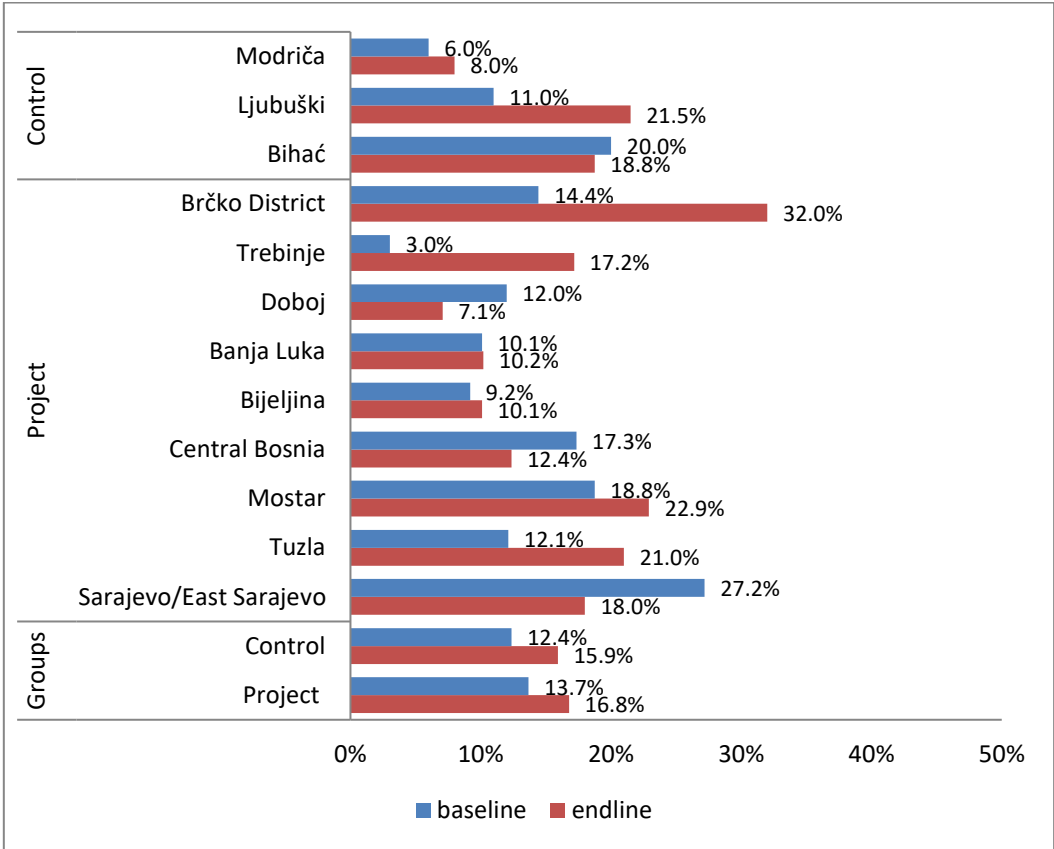
**Table 14 Have you ever participated in any of these activities?**

	Project municipalities/cities		Control municipalities/cities	
	Baseline	Endline	Baseline	Endline
Public sharing of opinions on social networks (FB, twitter, Instagram, blog, forum, websites, etc.).	19.7%	19.9%	12.0%	11.7%
Petition signing	29.8%	29.9%	33.3%	27.3%
Trying to persuade others to agree with your opinion	8.7%	15.8%	9.0%	3.7%
Attending a meeting to support some ideas	11.8%	18.8%	17.0%	11.7%
Wearing T-shirts or badges with slogans and/or pictures to support some ideas	8.0%	14.9%	11.0%	10.7%
Volunteering at an organization or being a member of an organization	15.6%	26.1%	13.3%	17.7%
None of the above	51.0%	45.2%	53.3%	55.0%

Generally speaking, most young people have not participated in any activities or projects aimed at strengthening cooperation with young people of other ethnic background or

from other countries. However, the percentage of young people who participated in such activities or projects increased slightly in the endline period in both groups. The highest percentage - on average - of respondents who have participated in such activities were noted in Brčko District (32%), Mostar (22.9%) and Tuzla (21%).

**Figure 30 Have you participated in any activities and projects aimed at strengthening cooperation with the young of other ethnic background and/or from other countries in the last 12 months? (Answer 'Yes')**



## Conclusions

This section first presents the basic conclusions of the quantitative part of endline research and then the conclusions of the qualitative analysis. Differences in outputs, i.e. outcomes of the baseline and endline surveys are also summarized in this section.

The respondents included in this survey mostly support cooperation among people of different ethnic backgrounds not only in their local community but also throughout BiH. Nevertheless, the perceived cooperation with local representatives is less satisfactory than cooperation between different ethnic groups in general. When it comes to the work of particular groups of people at the local level, the respondents claim to be the most satisfied with the work of youth representatives, while they are least satisfied with the work of local political representatives. There are no significant differences in attitudes about interaction and cooperation among the peoples and young people in project and control municipalities/cities.

Indicator 1a (level of interaction and cooperation among ethnic groups at the local level) increased in the endline period, in both groups of municipalities/cities. Thus, at the end of the project period, young people find that the level of interaction and cooperation among ethnic groups at the local level has improved since the beginning of the project period. The value of this indicator has grown due to a better perceived cooperation, both within each municipality/city and between municipalities/cities.

Although the level of cooperation with young people from other ethnic groups has been regarded as relatively positive, about one third of respondents almost never or rarely have any contact with young people from other ethnic groups. Young people are relatively dissatisfied with the level of involvement in decision-making processes in their local community, as well as the level of involvement in setting priorities relating to young people in general.

Indicator 1b (the level of cooperation among young people and their cooperation with local leaders) also increased slightly in the endline period. The growth is the result of higher perceived cooperation among young people, and their cooperation with local leaders. Also, there has been a slight increase in the percentage of young people who very often have contact with young people of different ethnic backgrounds.

The perceived level of cooperation and trust between community members and their local representatives is not at a satisfactory level, despite some positive developments. Most young people in both groups of municipalities/cities have never contacted their local representatives regarding issues that are important to them. In addition, about half of the respondents do not know if there is a youth representative in their municipality/city.

Indicator 1c (the level of cooperation between community members and their local representatives) - although still below average - has increased in the endline. The growth of this indicator is primarily the result of an increased percentage of young people who have contacted their local representatives about some important issues. In addition, there has been an increase in perceived cooperation between community members and their local representatives. Indicator 1d (the level of trust between community members and their local representatives) has also increased in the endline, although its value is still below the average.

According to most respondents, the perceived level of cooperation and dialogue between the BiH Presidency, local representatives and youth is below average. This cooperation scored higher among the respondents in project municipalities/cities age of 15-19 compared to other age groups. There are no significant differences in the attitudes of the respondents from project and control municipalities/cities.

Indicator 2a (level of cooperation between the BiH Presidency, local representatives and youth) increased in the endline period and now has reached an average value in the project municipalities/cities (2.5).

The growth of the indicator value was caused primarily by the increase in the average rating of the current level of cooperation and dialogue between young people of different ethnic backgrounds in BiH.

Respondents perceived a significant presence of provocative and negative statements about other ethnic groups in the media during elections. The perceived presence of such statements is somewhat smaller among the respondents in the project municipalities/cities compared to the respondents in the control municipalities/cities. More than half of the respondents in both groups of municipalities/cities noted the existence of such statements during the election, and a similar share of respondents felt that such rhetoric could have a negative impact on relationships of young people of different ethnic backgrounds.

Indicator 2b (the perception of provocative and negative statements about other peoples during elections) increased in both groups of municipalities/cities compared to the baseline period, but its value was slightly lower in the project municipalities/cities.

Respondents in both groups of municipalities/cities have a relatively positive attitude about interethnic trust, cooperation, education and the media. Despite such a positive attitude, the respondents are satisfied with their own level of civic engagement. Nevertheless, about two-thirds of young people have expressed their willingness to participate in peaceful protests over the issues they are interested in.

Indicator 3a (young people's stance on interethnic trust, cooperation, education and media) did not change significantly in either group in the endline period, but the value of

indicator 3b (youth's stance on their civic engagement and partnership with government representatives) declined in both groups at the end of project period. Young people feel that their civic engagement is lower at the end than at the beginning of the project period.

The results for individual municipalities/cities vary significantly. On the one hand, respondents from Bijeljina, Central Bosnia and Mostar have a negative view of most of the topics covered in the survey. Thus, respondents from these municipalities/cities feel that the level of cooperation and trust among peoples and youth, but also between young people and local representatives is unsatisfactory. Similarly, when it comes to cooperation with the BiH Presidency, the respondents from these municipalities/cities find it less satisfactory than those from other municipalities/cities. On the other hand, the respondents from Trebinje, Banja Luka, Tuzla and Sarajevo/East Sarajevo generally have a positive attitude on most of the topics covered in this research. These results did not change significantly in the endline compared to the baseline period.

FGD and in-depth interview participants had the opportunity to clarify their views in more detail on the questions answered by the participants in the quantitative study. As expected, the results are generally very similar to the results of last year. FGD participants continue to show that they are open to any cooperation with persons from other ethnic groups. They generally feel that any cooperation is positive, and hope to have more opportunities for cooperation in the future. However, they are aware that the cooperation is not at a satisfactory level. As main obstacle to better cooperation they see the political representatives who, in the framework of election campaigns, harm the inter-ethnic relations and do nothing to create initiatives that could improve inter-ethnic cooperation. Like in the previous year, the participants also mentioned the older generations, who reinforced their negative views on other groups, as well as the media that profit from sensationalist journalism, which further widens interethnic intolerance. Another big problem is the school curricula, which do not include regular activities that foster cooperation with schools from other municipalities, especially those populated by members of other different ethnic groups. Two devastating cases discovered during this research are the student from Dobojo who believes that there is a war going on in Kosovo, and the case of students from Banja Luka who had a problem at school due to wearing a T-shirt with inscription "Kosovo is Serbia". It is clear that students did not develop this attitude on their own but were influenced by older generations, whether parents or educators.

On the other hand, although young people are generally open to cooperation with other peoples in BiH, as well as beyond, they are also closed to cooperation with local and higher levels of government. When it comes to this issue, there are noticeable differences in the opinions of young people from focus groups and in-depth interview participants. While young people primarily feel that inadequate communication, lack of youth participation in decision-making, and consequently low levels of youth confidence in political entities, the poor performance of political entities and the lack of opportunity

for young people to express an opinion are the main problems, the participants in in-depth interviews argue that the authorities are indeed open for communication but the young people are apolitical and disinterested or perhaps insufficiently informed, to take advantage of these opportunities. These findings are the same as the findings of last year's survey, which noted the same difference of opinion when it comes to relations between youth and political representatives.

Generally speaking, all participants in the survey agree - as they did last year - that the youth perspective is negative. Despite the goodwill of young people to cooperate, the lack of opportunities for cooperation, as well as the general behaviour of political leaders drive an increasing number of young people to leave the country. In order to reverse this negative trend, major change in the approach of politicians is needed, not only when it comes to young people, but in general - a change in rhetoric and shifting the focus from the struggle for one's own power to the fight for a better life for all BiH citizens, and therefore for young people who are its future.

## Recommendations

Generally, indicators of levels of cooperation and trust among young people are higher than indicators of levels of cooperation with local representatives. Hence, the activities aimed at building cooperation among the youth and local representatives need to be stepped up. Several key issues have pointed to contradictory views of young people and government representatives, indicating the need for a dialogue between youth and government representatives to clarify the differences in perceptions of the issues covered by this research.

Since about one-third of the respondents rarely or never had any contact with members of other ethnic groups, it is necessary to increase the level of interaction and cooperation between these groups. The main obstacles to this cooperation among young people are the government representatives and the media, i.e., the messages which the government representatives send directly to members of other ethnic groups via certain media. For this reason, the government representatives, as well as the media, should consider the results of this research in order to avoid the negative rhetoric directed at members of other ethnic groups.

The perceived level of cooperation and trust between young people and their local representatives is not at a satisfactory level. On the one hand, most young people have never contacted government representatives about issues that are important to them, while on the other hand, young people mostly do not know if there are youth representatives in their municipalities/cities. Therefore, young people should be prompted to take the more active civic role and part in decision-making processes at the local level. The results at the end of the project period suggest that there have been some positive developments in terms of increased youth engagement, but since the level of those engaged is still very low (around 20% in both groups of municipalities/cities), it is necessary to further stimulate the young people to such an engagement. On the other hand, government representatives should consider the results of this research in order to initiate a dialogue with young people to understand their needs and identify the priority actions for mutual cooperation.

The results of the endline survey showed that the perceived presence of provocative and negative statements about different ethnic groups in the media during elections among the respondents in the project municipalities/cities is lower compared to the baseline period. However, almost half of the respondents still perceive such statements in the media in the project municipalities/cities. As already pointed out, such statements negatively affect the level of cooperation between different ethnic groups in BiH. Therefore, the presence of such negative statements in project municipalities/cities should be further reduced.

Lastly, although some positive trends have been observed in the endline period, the values for most indicators in Bijeljina, Central Bosnia and Mostar are most often below average. Therefore, special attention should be paid to improving certain issues covered by specific indicators within these municipalities/cities.

It primarily concerns the issue of interaction and cooperation among young people from



different ethnic groups, but also the issues of trust and cooperation between community members and their local representatives.

## Annex: Household survey

### QUESTIONNAIRE

1a\_1. To what extent do you support or oppose the cooperation of different peoples in this municipality/city? Do you fully support, somewhat support, neither support nor support, somewhat oppose or completely oppose it? **One answer only!**

1. Fully support
2. Somewhat support
3. Neither support nor oppose
4. Somewhat oppose
5. Absolutely oppose
9. **Do not read! Do not know/Does not want to answer**

1a\_2. To what extent do you support or oppose the cooperation of different peoples from this and other municipalities/cities? Do you fully support, somewhat support, neither support nor support, somewhat oppose or completely oppose it? **One answer only!**

1. Fully support
2. Somewhat support
3. Neither support nor oppose
4. Somewhat oppose
5. Absolutely oppose
9. **Do not read! Do not know/Does not want to answer**

1a\_3. How would you rate the current level of cooperation among the people of different ethnic backgrounds in this municipality/city? Insufficient - 1, Sufficient - 2, Good - 3, Very good - 4, Excellent - 5? **One answer only!**

1. Insufficient
2. Sufficient
3. Good
4. Very good
5. Excellent
9. **Do not read! Do not know/Does not want to answer**

1a\_4. How would you rate the current level of cooperation among the people of different ethnic backgrounds from this and another municipality/city? Insufficient - 1, Sufficient - 2, Good - 3, Very good - 4, Excellent - 5? **One answer only!**

1. Insufficient
2. Sufficient
3. Good
4. Very good
5. Excellent
- 9. Do not read! Do not know/Does not want to answer**

1a\_5. How would you rate the work of the following groups of people in this municipality/city? Excellent - 5, Very good - 4, Good - 3, Sufficient - 2, Insufficient - 1?

**Ask for each item individually and enter one answer only!**

1. Insufficient
2. Sufficient
3. Good
4. Very good
5. Excellent
- 9. Do not read! Do not know/Does not want to answer**

Items

1. Local political representatives of different peoples
2. Local religious leaders
3. Leaders of various citizen associations
4. Youth in general

1b\_1. How would you rate the current level of cooperation among young people of different ethnic backgrounds in this municipality/city? Insufficient - 1, Sufficient - 2, Good - 3, Very good - 4, Excellent - 5? **One answer only!**

1. Insufficient
2. Sufficient
3. Good
4. Very good
5. Excellent
- 9. Do not read! Do not know/Does not want to answer**

1b\_2. How often do you have contact with peers from different ethnic groups in this municipality/city? Very often (daily), Sometimes (a few times a week), Rarely (few times a month), Almost never? **One answer only!**

1. Very often (daily)

2. Sometimes (a few times a week)
3. Rarely (few times a month)
4. Almost never
- 9. Do not read! Do not know/Does not want to answer**

1b\_3. How would you rate the current level of cooperation between young people and local leaders in this municipality/city? Insufficient - 1, Sufficient - 2, Good - 3, Very good - 4, Excellent - 5? **One answer only!**

1. Insufficient
2. Sufficient
3. Good
4. Very good
5. Excellent
- 9. Do not read! Do not know/Does not want to answer**

1b\_4. How would you rate the level of involvement of young people in decision-making processes in this municipality/city? Insufficient - 1, Sufficient - 2, Good - 3, Very good - 4, Excellent - 5? **One answer only!**

1. Insufficient
2. Sufficient
3. Good
4. Very good
5. Excellent
- 9. Do not read! Do not know/Does not want to answer**

1b\_6. How would you rate the level of involvement of young people in prioritizing the issues that affect them? Insufficient - 1, Sufficient - 2, Good - 3, Very good - 4, Excellent - 5? **One answer only!**

1. Insufficient
2. Sufficient
3. Good
4. Very good
5. Excellent
- 9. Do not read! Do not know/Does not want to answer**

1b\_7. How would you rate the level of involvement of young people in joint initiatives aimed at maintaining peace in this municipality/city, in your communities? Insufficient - 1, Sufficient - 2, Good - 3, Very good - 4, Excellent - 5? **One answer only!**

1. Insufficient
2. Sufficient
3. Good
4. Very good
5. Excellent
- 9. Do not read! Do not know/Does not want to answer**

1c\_1. How would you rate the current cooperation between the citizens of this municipality/city and their local political representatives? Insufficient - 1, Sufficient - 2, Good - 3, Very good - 4, Excellent - 5? **One answer only!**

1. Insufficient
2. Sufficient
3. Good
4. Very good
5. Excellent
- 9. Do not read! Do not know/Does not want to answer**

1c\_2. How would you rate the current cooperation between young people and their local political representatives in this municipality/city? Insufficient - 1, Sufficient - 2, Good - 3, Very good - 4, Excellent - 5? **One answer only!**

1. Insufficient
2. Sufficient
3. Good
4. Very good
5. Excellent
- 9. Do not read! Do not know/Does not want to answer**

1c\_3. Have you personally contacted in any way your local representatives in this municipality/city regarding any issues that are important to you? **One answer only!**

1. Yes
2. No
- 9. Do not read! Do not know/Does not want to answer**

1c\_4. Do you know if this municipality/city has a youth representative? **One answer only!**

1. Yes
2. No
- 9. Do not read! Do not know/Does not want to answer**

1d\_1. How would you rate your level of confidence in your local political representatives in this municipality/city? Insufficient - 1, Sufficient - 2, Good - 3, Very good - 4, Excellent - 5? **One answer only!**

1. Insufficient
2. Sufficient
3. Good
4. Very good
5. Excellent
- 9. Do not read! Do not know/Does not want to answer**

1d\_2. How would you rate the extent to which local political representatives in this municipality/city care about young people when making decisions? Insufficient - 1, Sufficient - 2, Good - 3, Very good - 4, Excellent - 5? **One answer only!**

1. Insufficient
2. Sufficient
3. Good
4. Very good
5. Excellent
- 9. Do not read! Do not know/Does not want to answer**

2a\_1. To what extent do you support or oppose the cooperation and dialogue among different peoples in Bosnia and Herzegovina? Do you fully support, somewhat support, neither support nor support, somewhat oppose or completely oppose it? **One answer only!**

1. Fully support
2. Somewhat support
3. Neither support nor oppose
4. Somewhat oppose
5. Absolutely oppose
- 9. Do not read! Do not know/Does not want to answer**

2a\_2. How would you rate the current level of cooperation and dialogue among different peoples in Bosnia and Herzegovina? Insufficient - 1, Sufficient - 2, Good - 3, Very good - 4, Excellent - 5? **One answer only!**

1. Insufficient
2. Sufficient
3. Good
4. Very good
5. Excellent

**9. Do not read! Do not know/Does not want to answer**

2a\_3. How would you rate the current level of cooperation and dialogue among the youth of different ethnic backgrounds in Bosnia and Herzegovina? Insufficient - 1, Sufficient - 2, Good - 3, Very good - 4, Excellent - 5? **One answer only!**

1. Insufficient
2. Sufficient
3. Good
4. Very good
5. Excellent

**9. Do not read! Do not know/Does not want to answer**

2a\_4. How would you rate the current cooperation and dialogue between the BiH Presidency, local authorities and young people of different ethnic backgrounds? Insufficient - 1, Sufficient - 2, Good - 3, Very good - 4, Excellent - 5? **One answer only!**

1. Insufficient
2. Sufficient
3. Good
4. Very good
5. Excellent

**9. Do not read! Do not know/Does not want to answer**

2b\_1. To what extent do you agree or disagree that provocative/negative statements about "other" peoples prevailed in the media during the election period? Do you completely disagree, somewhat disagree, neither disagree nor agree, somewhat agree or fully agree with it? **One answer only!**

1. Completely disagree
2. Somewhat disagree
3. Neither agree nor disagree
4. Somewhat agree
5. Fully agree

**9. Do not read! Do not know/Does not want to answer**

2b\_2. What impact do you generally think these elections can have on young people in your municipality/city? Completely negative, somewhat negative, neither negative nor positive, somewhat positive or completely positive? **One answer only!**

1. Completely negative
2. Somewhat negative

3. Neither negative nor positive
4. Somewhat positive
5. Completely positive
- 9. Do not read! Do not know/Does not want to answer**

2b\_3. What impact do you think the rhetoric in these elections could have on the relationships of the young of different ethnic backgrounds in your municipality/city? Completely negative, somewhat negative, neither negative nor positive, somewhat positive or completely positive? **One answer only!**

1. Completely negative
2. Somewhat negative
3. Neither negative nor positive
4. Somewhat positive
5. Completely positive
- 9. Do not read! Do not know/Does not want to answer**

Dp1. Can you tell me to what extent you agree or disagree with the following statements? Do you completely disagree, somewhat disagree, neither disagree nor agree, somewhat agree or fully agree with it? **Ask for each item individually and enter one of the following answers!**

1. Completely disagree
2. Somewhat disagree
3. Neither agree nor disagree
4. Somewhat agree
5. Fully agree
- 9. Do not read! Do not know/Does not want to answer**

#### Items

- a. Living in a multinational society has more positives than negatives
- b. I do not feel comfortable in the company of persons of a nationality or religion different than mine
- c. My identity is respected and understood in my community
- d. National differences should not be an obstacle for people who want to get married and start a family
- e. Minority culture and rights are sufficiently promoted and protected in BiH
- f. There is an increase in tolerance in the BiH society
- g. Cultural diversity in BiH is what makes BiH recognizable and unique compared to other countries in the region
- h. Children in BiH should learn about the culture of all peoples in BiH
- i. There are parts of BiH that I would not want to visit because of certain hostile attitudes towards my people
- j. There are many more similarities than differences among peoples in BiH



- k. It is possible to have a good understanding and cooperation in business and economic development among members of different peoples in BiH

Dp2\_1. Would you participate in peaceful protests over an issue that you are really interested in? **One answer only!**

1. Yes – Go to Dp2\_3
2. No – Go to Dp2\_2
- 9. Do not read! Does not know/Does not want to answer - Go to Dp2\_2**

Dp2\_2. If not, please explain why not?

- a. No one organizes these types of protests
- b. I do not trust the organizers of these protests
- c. I am afraid that the protests could cause the government to collapse - anarchy
- d. Protests cannot change things for the better
- e. Elections are the best way to change things
- f. Fear that protests may have a negative impact on me and my family
- g. I very much oppose any protests against the current government
- h. I am not interested in politics
- i. Other

Dp2\_3. Have you ever participated in any of these activities? **Ask for each item individually and enter one of the answers!**

- a. Public sharing of opinion on a problem
- b. Public sharing of opinions on social networks (FB, twitter, Instagram, blog, forum, websites, etc.).
- c. Petition signing
- d. Trying to persuade others to agree with your opinion
- e. Attending a meeting to support some ideas
- f. Wearing T-shirts or badges with slogans and/or pictures to support some ideas

g. Volunteering at an organization or being a member of an organization

Dp2\_4. Have you participated in any activities and projects aimed at strengthening cooperation with the young of other ethnic background and/or from other countries in the last 12 months? **One answer only!**

1. Yes
2. No

**9. Do not read! Do not know/Does not want to answer**

Finally, we have a few more questions for statistical analysis.

D1. Sex? **One answer only!**

1. Male
2. Female

D2. Age? **Write down the age completed at the last birthday!**

\_\_\_\_\_

D3. Name of school

\_\_\_\_\_

D4. Grade

\_\_\_\_\_

D5. Full name

\_\_\_\_\_

D6. Ethnicity? **One answer only!**

1. Bosniak
2. Croat
3. Serb
4. Other (write down)

\_\_\_\_\_

D7. Telephone number