



# **Consolidated Annual Financial Report of the Administrative Agent for the Sudan Humanitarian Fund**

**for the period 1 January to 31 December 2020**

Multi-Partner Trust Fund Office

United Nations Development Programme

[GATEWAY: http://mptf.undp.org](http://mptf.undp.org)

15 May 2021

**PARTICIPATING ORGANIZATIONS**



Food and Agriculture Organization



International Labour Organisation



International Organization for Migration



United Nations Office for the Coordination of Humanitarian Affairs



Joint United Nations Programme



United Nations Development Programme



United Nations Environment Programme



United Nations Educational, Scientific and Cultural Organization



United Nations Population Fund



United Nations High Commissioner for Refugees



United Nations Children's Fund



United Nations Mine Action Service

**CONTRIBUTORS**



AG. ESPANOLA DE COOPERACION INT.



AUSTRALIA



CANADA



DENMARK



ESTONIA, REPUBLIC OF



UNITED KINGDOM



GERMANY



IRELAND



ITALY



NETHERLANDS



NORWAY



KOREA, REPUBLIC OF




SPAIN




SWEDEN




SWITZERLAND


 **UNOPS** United Nations Office for  
Project Services

 **UNITED NATIONS  
FOUNDATION** UN Foundation/UN Partnership  
Office

 **UN  
WOMEN** UNWOMEN

 UNITED STATES OF AMERICA

 **WFP** World Food Programme

 **World Health  
Organization** World Health Organization

## DEFINITIONS

### Approved Project/Programme

A project/programme including budget, etc., that is approved by the Humanitarian Coordinator for fund allocation purposes.

### Contributor Commitment

Amount(s) committed by a donor to a Fund in a signed Standard Administrative Arrangement with the UNDP Multi-Partner Trust Fund Office (MPTF Office), in its capacity as the Administrative Agent. A commitment may be paid or pending payment.

### Contributor Deposit

Cash deposit received by the MPTF Office for the Fund from a contributor in accordance with a signed Standard Administrative Arrangement.

### Delivery Rate

The percentage of funds that have been utilized, calculated by comparing expenditures reported by a Participating Organization against the 'net funded amount'.

### Indirect Support Costs

A general cost that cannot be directly related to any particular programme or activity of the Participating Organizations. UNDG policy establishes a fixed indirect cost rate of 7% of programmable costs.

### Managing Agent

The Participating UN Organization (e.g., UNDP or OCHA) that has signed the MOU and performs an oversight function vis-à-vis NGOs receiving funding. The Managing Agent has the same obligations as any other PUNO signing the MOU, including for reporting.

### Net Funded Amount

Amount transferred to a Participating Organization less any refunds transferred back to the MPTF Office by a Participating Organization.

### Participating Organization

A UN Organization or other inter-governmental Organization that is an implementing partner in a Fund, as represented by signing a Memorandum of Understanding (MOU) with the MPTF Office for a particular Fund.

### Project Expenditure

The sum of expenses and/or expenditure reported by all Participating Organizations for a Fund irrespective of which basis of accounting each Participating Organization follows for donor reporting.

### Project Financial Closure

A project or programme is considered financially closed when all financial obligations of an operationally completed project or programme have been settled, and no further financial charges may be incurred.

### Project Operational Closure

A project or programme is considered operationally closed when all programmatic activities for which Participating Organization(s) received funding have been completed.

### Project Start Date

Date of transfer of first instalment from the MPTF Office to the Participating Organization.

### Total Approved Budget

This represents the cumulative amount of allocations approved by the Humanitarian Coordinator.

### US Dollar Amount

The financial data in the report is recorded in US Dollars and due to rounding off of numbers, the totals may not add up.

**TABLE OF CONTENTS**

Introduction .....	6
1. Sources and Uses of Funds .....	7
2. Partner Contributions .....	8
3. Interest Earned .....	10
4. Transfer of Funds .....	11
5. Expenditure and Financial Delivery Rates .....	13
6. Cost Recovery .....	41
7. Accountability and Transparency .....	41
8. Direct Cost .....	41

## INTRODUCTION

This Consolidated Annual Financial Report of the **Sudan Humanitarian Fund** is prepared by the United Nations Development Programme (UNDP) Multi-Partner Trust Fund Office (MPTF Office) in fulfillment of its obligations as Administrative Agent, as per the terms of Reference (TOR), the Memorandum of Understanding (MOU) signed between the UNDP MPTF Office and the Participating Organizations, and the Standard Administrative Arrangement (SAA) signed with contributors.

The MPTF Office, as Administrative Agent, is responsible for concluding an MOU with Participating Organizations and SAAs with contributors. It receives, administers and

manages contributions, and disburses these funds to the Participating Organizations. The Administrative Agent prepares and submits annual consolidated financial reports, as well as regular financial statements, for transmission to contributors.

This consolidated financial report covers the period 1 January to 31 December **2020** and provides financial data on progress made in the implementation of projects of the **Sudan Humanitarian Fund**. It is posted on the MPTF Office GATEWAY (<http://mptf.undp.org/factsheet/fund/HSD20>).

The financial data in the report is recorded in US Dollars and due to rounding off of numbers, the totals may not add up.

## 2020 FINANCIAL PERFORMANCE

This chapter presents financial data and analysis of the **Sudan Humanitarian Fund** using the pass-through funding modality as of 31 December 2020. Financial information for this Fund is also available on the MPTF Office GATEWAY, at the following address:

<http://mptf.undp.org/factsheet/fund/HSD20>.

### 1. SOURCES AND USES OF FUNDS

As of 31 December 2020, 19 contributors deposited US\$ 1,404,582,892 in contributions and US\$ 11,500,212 was earned in interest.

The cumulative source of funds was US\$ 1,416,083,104 (see respectively, Tables 2 and 3.)

Of this amount, US\$ 1,376,692,889 has been net funded to 15 Participating Organizations, of which US\$ 1,313,484,035 has been reported as expenditure. The Administrative Agent fee has been charged at the approved rate of 1% on deposits and amounts to US\$ 14,045,829. Table 1 provides an overview of the overall sources, uses, and balance of the **Sudan Humanitarian Fund** as of 31 December 2020.

**Table 1. Financial Overview, as of 31 December 2020 (in US Dollars)**

	Annual 2019	Annual 2020	Cumulative
<b>Sources of Funds</b>			
Contributions from donors	57,994,555	72,587,710	1,404,582,892
Fund Earned Interest and Investment Income	583,103	360,963	8,925,835
Interest Income received from Participating Organizations	-	4,103	2,574,378
Refunds by Administrative Agent to Contributors	-	-	-
Fund balance transferred to another MDTF	-	-	-
Other Income	-	-	-
<b>Total: Sources of Funds</b>	<b>58,577,658</b>	<b>72,952,777</b>	<b>1,416,083,104</b>
<b>Use of Funds</b>			
Transfers to Participating Organizations	76,005,589	61,744,031	1,406,248,527
Refunds received from Participating Organizations	(3,867,195)	(7,165,030)	(36,755,035)
<b>Net Funded Amount</b>	<b>72,138,394</b>	<b>54,579,001</b>	<b>1,369,493,492</b>
Administrative Agent Fees	579,946	725,877	14,045,829
Direct Costs: (Steering Committee, Secretariat...etc.)	1,660,832	2,282,534	7,199,397
Bank Charges	544	841	8,150
Other Expenditures	-	-	-
<b>Total: Uses of Funds</b>	<b>74,379,716</b>	<b>57,588,253</b>	<b>1,390,746,868</b>
<b>Change in Fund cash balance with Administrative Agent</b>	<b>(15,802,058)</b>	<b>15,364,524</b>	<b>25,336,236</b>
Opening Fund balance (1 January)	25,773,770	9,971,711	-
<b>Closing Fund balance (31 December)</b>	<b>9,971,711</b>	<b>25,336,236</b>	<b>25,336,236</b>
Net Funded Amount (Includes Direct Cost)	73,799,226	56,861,535	1,376,692,889
Participating Organizations' Expenditure (Includes Direct Cost)	38,278,617	96,198,900	1,313,484,035
<b>Balance of Funds with Participating Organizations</b>			<b>63,208,854</b>

## 2. PARTNER CONTRIBUTIONS

Table 2 provides information on cumulative contributions received from all contributors to this Fund as of 31 December 2020.

The **Sudan Humanitarian Fund** is currently being financed by **19** contributors, as listed in the table below.

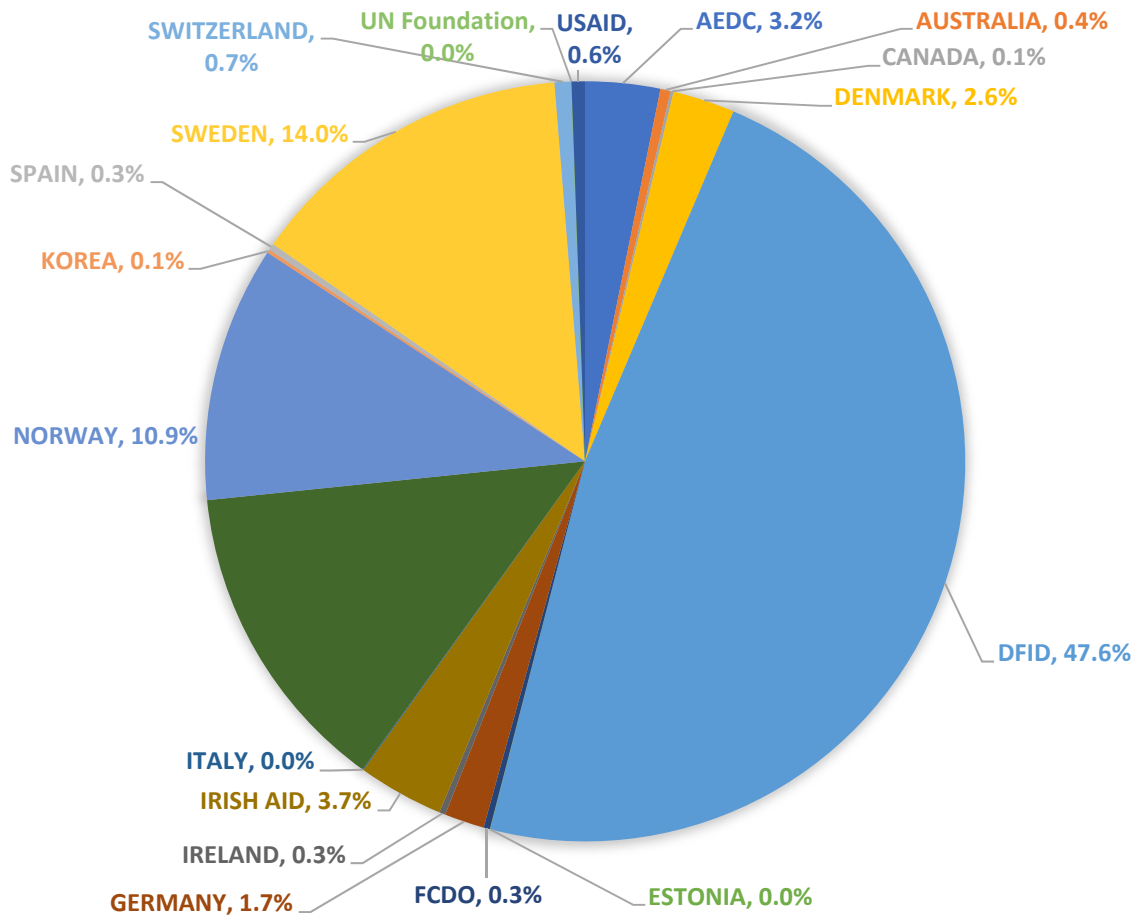
The table below includes commitments made up to 31 December **2020** through signed Standard Administrative Agreements, and deposits made through **2020**. It does not include commitments that were made to the fund beyond **2020**.

**Table 2. Contributors' Commitments and Deposits, as of 31 December 2020 (in US Dollars)**

Contributors	Total Commitments	Prior Years as of 31-Dec-2019 Deposits	Current Year Jan-Dec-2020 Deposits	Total Deposits
AG. ESPANOLA DE COOPERACION INT.	44,679,390	44,679,390	-	44,679,390
Australian Agency for Int'l Development	6,184,000	6,184,000	-	6,184,000
CANADA, Government of	1,731,531	-	1,731,531	1,731,531
DENMARK, Government of	37,129,461	34,957,397	2,172,064	37,129,461
DEPARTMENT FOR INT'L DEVELOPMENT (DFID)	668,995,040	635,483,760	33,511,280	668,995,040
ESTONIA, REPUBLIC OF, Government of	181,391	-	181,391	181,391
Foreign, Commonwealth & Development .Office	3,875,400	-	3,875,400	3,875,400
GERMANY, Government of	23,810,725	11,191,705	12,619,020	23,810,725
IRELAND, Government of	3,635,376	3,635,376	-	3,635,376
IRISH AID	51,289,744	48,098,968	3,190,776	51,289,744
ITALY, Government of	579,374	-	579,374	579,374
NETHERLANDS, Government of	188,438,354	184,126,550	4,311,804	188,438,354
NORWAY, Government of	152,950,647	150,845,570	2,105,078	152,950,647
REPUBLIC of KOREA, Government of	2,050,000	1,500,000	550,000	2,050,000
SPAIN, Government of	3,833,100	3,833,100	-	3,833,100
SWEDISH INT'L DEVELOPMENT COOPERATION	197,225,886	191,625,870	5,600,016	197,225,886
SWITZERLAND, Government of	9,987,069	7,830,005	2,157,064	9,987,069
UN Foundation/UN Partnership Office	6,405	3,491	2,913	6,405
USAID	8,000,000	8,000,000	-	8,000,000
<b>Grand Total</b>	<b>1,404,582,892</b>	<b>1,331,995,182</b>	<b>72,587,710</b>	<b>1,404,582,892</b>



Figure 1: Deposits by contributor, cumulative as of 31 December 2020



### 3. INTEREST EARNED

Interest income is earned in two ways: 1) on the balance of funds held by the Administrative Agent (Fund earned interest), and 2) on the balance of funds held by the Participating Organizations (Agency earned interest) where their Financial Regulations and Rules allow return of interest to the AA.

As of 31 December **2020**, Fund earned interest amounts to US\$ **8,925,835**.

Interest received from Participating Organizations amounts to US\$ **2,574,378**, bringing the cumulative interest received to US\$ **11,500,212**.

Details are provided in the table below.

**Table 3. Sources of Interest and Investment Income, as of 31 December 2020 (in US Dollars)**

Interest Earned	Prior Years as of 31-Dec-2019	Current Year Jan-Dec-2020	Total
<b>Administrative Agent</b>			
Fund Earned Interest and Investment Income	8,564,871	360,963	8,925,835
<b>Total: Fund Earned Interest</b>	<b>8,564,871</b>	<b>360,963</b>	<b>8,925,835</b>
<b>Participating Organization</b>			
FAO	1,252,386	4,103	1,256,490
NGO/UNDP	598,681		598,681
UNDP	378,176		378,176
UNESCO	1,622		1,622
UNFPA	190,361		190,361
UNMAS	38,070		38,070
UNOPS	28,810		28,810
UNWOMEN	16,792		16,792
WHO	65,376		65,376
<b>Total: Agency earned interest</b>	<b>2,570,274</b>	<b>4,103</b>	<b>2,574,378</b>
<b>Grand Total</b>	<b>11,135,146</b>	<b>365,067</b>	<b>11,500,212</b>

#### 4. TRANSFER OF FUNDS

With the overall aim of improving the timeliness and coherence of the humanitarian response, improving needs assessment and supporting the response as strategized in the Humanitarian Response Plan, upon decision of the Humanitarian Coordinator, transfers of funds were made to projects in **17** Clusters of the **Sudan Humanitarian Fund**, as listed in the table below.

**15** Participating Organizations have signed the MOU for the **Sudan Humanitarian Fund** since its inception in 2006

#### 4.1 TRANSFER BY PARTICIPATING ORGANIZATION

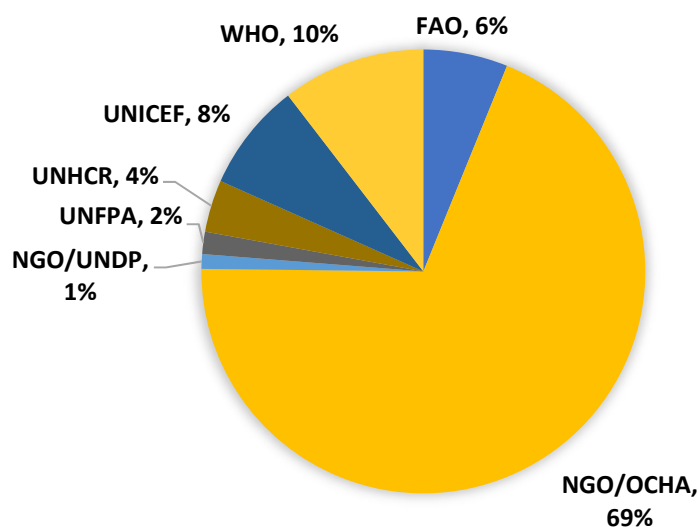
Table 4.1 provides additional information on the refunds received by the MPTF Office, and the net funded amount for each of the Participating Organizations.

In **2020** the Administrative Agent, based on the approval of the Humanitarian Coordinator, transferred US\$ **61,744,031** to **7** Participating Organizations, bringing the total cumulative amount transferred to US\$ **1,406,181,348** to **15** Participating Organizations (see list below).

**Table 4.1 Transfer, Refund, and Net Funded Amount by Participating Organization, as of 31 December 2020 (in US Dollars)**

Participating Organization	Prior Years as of 31-Dec-2019			Current Year Jan-Dec-2020			Total		
	Transfers	Refunds	Net Funded	Transfers	Refunds	Net Funded	Transfers	Refunds	Net Funded
FAO	99,634,502	(3,208,452)	96,426,050	3,800,000	(77,080)	3,722,920	103,434,502	(3,285,531)	100,148,971
ILO	500,000	(1,486)	498,514				500,000	(1,486)	498,514
IOM	57,500,912	(222,629)	57,278,282				57,500,912	(222,629)	57,278,282
NGO/OCHA				42,620,631		42,620,631	42,620,631		42,620,631
NGO/UNDP	567,866,468	(17,644,578)	550,221,890	660,329	(6,820,905)	(6,160,576)	568,526,796	(24,465,482)	544,061,314
OCHA	27,349,909	(1,651,715)	25,698,194				27,349,909	(1,651,715)	25,698,194
UNDP	25,085,879	(1,314,895)	23,770,984				25,085,879	(1,314,895)	23,770,984
UNEP	368,669		368,669				368,669		368,669
UNESCO	300,000	(3,030)	296,970				300,000	(3,030)	296,970
UNFPA	25,493,389	(267,458)	25,225,931	1,000,013		1,000,013	26,493,402	(267,458)	26,225,944
UNHCR	84,937,503		84,937,503	2,348,362		2,348,362	87,285,865		87,285,865
UNICEF	222,215,268	(1,629,649)	220,585,619	4,871,181	(79,909)	4,791,271	227,086,449	(1,709,559)	225,376,890
UNMAS	16,654,352	(588,813)	16,065,539				16,654,352	(588,813)	16,065,539
UNOPS	9,502,707	(671,873)	8,830,834				9,502,707	(671,873)	8,830,834
UNWOMEN	719,680		719,680		(129,913)	(129,913)	719,680	(129,913)	589,767
WFP	138,656,080	(2,006,567)	136,649,513		(57,224)	(57,224)	138,656,080	(2,063,790)	136,592,290
WHO	67,651,999	(311,680)	67,340,319	6,443,516		6,443,516	74,095,514	(311,680)	73,783,834
<b>Grand Total</b>	<b>1,344,437,316</b>	<b>(29,522,825)</b>	<b>1,314,914,491</b>	<b>61,744,031</b>	<b>(7,165,030)</b>	<b>54,579,001</b>	<b>1,406,181,348</b>	<b>(36,687,856)</b>	<b>1,369,493,492</b>

**Figure 2: Transfers amount by Participating Organization for the period of 1 January to 31 December 2020**



#### 4.2. TRANSFER BY SECTOR

Table 4.2 shows the total Net Funded Amount by Sector.

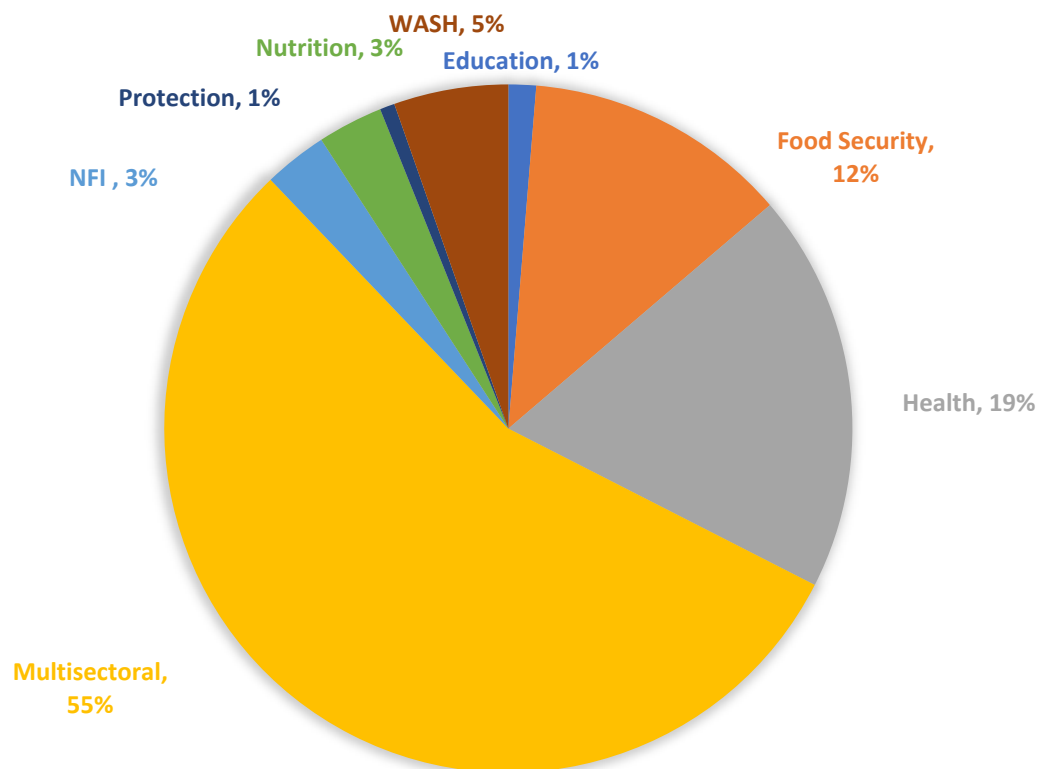
The **Sudan Humanitarian Fund** has the following **17** thematic areas as listed in the table below.

As shown in Figure 3, in **2020**, the Sectors receiving the largest share of transfers were: Multisectoral (55%), Health (19%), and Food Security and Livelihoods (12%).

**Table 4.2 Cumulative net funded amount by Sector as of 31 December 2020 (in US Dollars)**

Sectors	Cumulative Net Funded Amount
Basic Infrastructure Settlement	2,674,702
Common Services & Coordination	32,294,879
Education	42,548,530
Emergency Reserve	38,133,014
Food Security and Livelihoods	68,417,286
Govt Infras & Econ Recovery	1,896,261
Health	87,110,863
Logistics	20,157,099
Mine Action	5,318,436
Multisectoral	109,395,160
NFIs and Emergency Shelter	33,766,493
Nutrition	50,635,721
Protection	43,082,195
Refugee Multi-Cluster	27,406,761
Return and Early Reintegration	10,075,427
Sudan CHF	726,881,180
Water, Sanitation and Hygiene	69,699,487
<b>Total:</b>	<b>1,369,493,492</b>

Figure 3: Transfer Amounts by Sector for the Year 2020



## 5. EXPENDITURE AND FINANCIAL DELIVERY RATES

All final expenditures reported for the year 2020 were submitted by the Headquarters of the Participating Organizations. These were consolidated by the MPTF Office.

Project expenditures are incurred and monitored by each Participating Organization, and are reported as per the agreed upon categories for inter-agency harmonized reporting. The reported expenditures were submitted via the MPTF Office's online expenditure reporting tool. The 2020 expenditure data has been posted on the MPTF Office GATEWAY at <http://mptf.undp.org/factsheet/fund/HSD20>.

### 5.1 EXPENDITURE REPORTED BY PARTICIPATING ORGANIZATION

In 2020, US\$ 54,579,001 was net funded to Participating Organizations, and US\$ 93,787,470 was reported in expenditure.

As shown in table below, the cumulative net funded amount is US\$ 1,369,493,492 and cumulative expenditures reported by the Participating Organizations amount to US\$ 1,308,278,494. This equates to an overall Fund expenditure delivery rate of 96 percent.

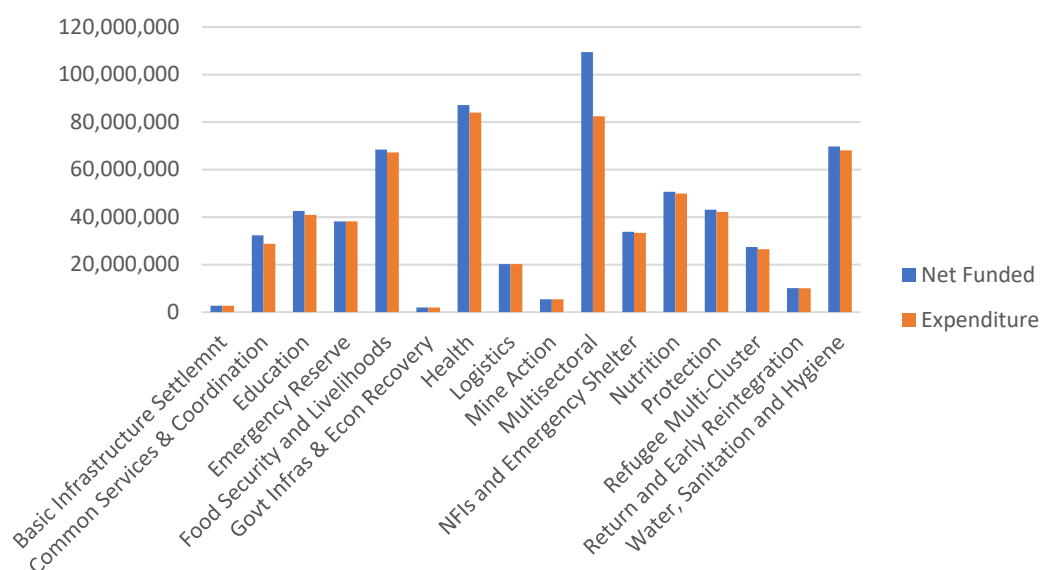
**Table 5.1 Net Funded Amount, Reported Expenditure, and Financial Delivery by Participating Organization, as of 31 December 2020 (in US Dollars)**

Participating Organization	Current Year Jan-Dec 2020		Total		Delivery Rate %
	Net Funded Amount	Expenditure	Net Funded Amount	Expenditure	
FAO	3,722,920	3,264,178	100,148,971	99,333,704	99.19
ILO			498,514	498,514	100.00
IOM		1,221,413	57,278,282	57,489,664	100.37
NGO/OCHA	42,620,631	40,700,727	42,620,631	40,700,727	95.50
NGO/UNDP	(6,160,576)	33,474,518	544,061,314	500,377,715	91.97
OCHA		(5,230)	25,698,194	25,692,964	99.98
UNDP		(6,230)	23,770,984	16,169,945	68.02
UNEP			368,669	349,094	94.69
UNESCO			296,970	296,970	100.00
UNFPA	1,000,013	1,369,419	26,225,944	25,652,230	97.81
UNHCR	2,348,362	2,926,657	87,285,865	87,116,733	99.81
UNICEF	4,791,271	5,513,664	225,376,890	223,552,739	99.19
UNMAS			16,065,539	16,065,539	100.00
UNOPS			8,830,834	8,830,834	100.00
UNWOMEN	(129,913)		589,767	546,067	92.59
WFP	(57,224)	830,225	136,592,290	135,988,832	99.56
WHO	6,443,516	4,498,128	73,783,834	69,616,224	94.35
<b>Total</b>	<b>54,579,001</b>	<b>93,787,470</b>	<b>1,369,493,492</b>	<b>1,308,278,494</b>	<b>95.53</b>

**Table 5.2 Expenditure with breakdown by Sector (in US Dollars)**

Country/Sector	Current Year Jan-Dec-2020		Total		Delivery Rate %
	Net Funded Amount	Expenditure	Net Funded Amount	Expenditure	
<b>Sudan</b>					
Basic Infrastructure Settlement	180,349		2,674,702	2,674,702	100.00
Common Services & Coordination	(50,145)	(1,224,565)	32,294,879	28,723,614	88.94
Education	376,683	1,761,069	42,548,530	40,911,571	96.15
Emergency Reserve	(381,106)	766,659	38,133,014	38,133,014	100.00
Food Security and Livelihoods	6,889,060	9,330,084	68,417,286	67,191,682	98.21
Govt Infrs & Econ Recovery			1,896,261	1,896,261	100.00
Health	11,604,155	8,086,889	87,110,863	83,953,360	96.38
Logistics		80,215	20,157,099	20,157,099	100.00
Mine Action	(13,185)		5,318,436	5,318,436	100.00
Multisectoral	33,842,122	60,664,694	109,395,160	82,418,907	75.34
NFIs and Emergency Shelter	1,141,315	2,688,949	33,766,493	33,336,285	98.73
Nutrition	156,271	2,905,642	50,635,721	49,881,386	98.51
Protection	(1,211,729)	2,839,502	43,082,195	42,154,979	97.85
Refugee Multi-Cluster	(652,390)	603,489	27,406,761	26,456,963	96.53
Return and Early Reintegration	(65,087)	238,932	10,075,427	10,013,003	99.38
Sudan CHF	187,113	(41,272)	726,881,180	707,015,196	97.27
Water, Sanitation and Hygiene	2,575,576	5,087,183	69,699,487	68,042,035	97.62
<b>Sudan Total:</b>	<b>54,579,001</b>	<b>93,787,470</b>	<b>1,369,493,492</b>	<b>1,308,278,494</b>	<b>95.53</b>

**Figure 4: Cumulative Net Funded Amount and Expenditure with Breakdown by Sector<sup>1</sup>**



<sup>1</sup> The graph does not include the ‘Sudan CHF’ sector which includes all projects from 2004 to 2009 and core pipeline projects of 2014 and 2015

### 5.3 EXPENDITURE BY PROJECT

Table 5.3 displays the net funded amounts, expenditures reported and the financial delivery rates by Participating Organization.

**Table 5.3 Expenditure by Project within Sector, as of 31 December 2020 (in US Dollars)**

Sector / Project No. and Project Title		Participating Organization	Project Status	Total Approved Amount	Net Funded Amount	Total Expenditure	Delivery Rate %
<b>Basic Infrastructure Settlement</b>							
00077872	Sudan CHF - Basic Infras. _ UN	UNOPS	Financially Closed	133,923	113,923	113,923	100.00
00077879	Sudan CHF - Basic Infras _ NGO	NGO/UNDP	Financially Closed	3,055,501	2,560,779	2,560,779	100.00
<b>Basic Infrastructure Settlement: Total</b>				<b>3,189,424</b>	<b>2,674,702</b>	<b>2,674,702</b>	<b>100.00</b>
<b>Common Services &amp; Coordination</b>							
00094028	CHF SDN CCS 2015-1/UN Agencies	IOM	On Going	341,207	341,207	341,207	100.00
00094028	CHF SDN CCS 2015-1/UN Agencies	OCHA	On Going	1,170,000	848,828	843,777	99.40
00100553	SHF SDN CCS 2016-1/NGOs	NGO/UNDP	On Going	273,686	273,686	(469,541)	(171.56)
00100787	SHF SDN CCS 2016-1/UN Agencies	IOM	On Going	499,993	499,993	499,993	100.00
00100787	SHF SDN CCS 2016-1/UN Agencies	NGO/UNDP	On Going	600,014	567,852	567,804	99.99
00105387	SHF SDN17-R-CCS-FAO/4744	FAO	On Going	54,136	48,386	48,386	100.00
00105414	SHF SDN17-R-CCS-IOM/4740	IOM	On Going	350,039	350,039	350,039	100.00
00105415	SHF SDN17-R-CCS-UNHCR/4746	UNHCR	On Going	187,076	62,359	62,359	100.00
00105416	SHF SDN17-R-CCS-UNICEF/4741	UNICEF	On Going	85,948	63,120	63,120	100.00
00105417	SHF SDN17-R-CCS-UNICEF/4742	UNICEF	On Going	92,321	57,568	57,568	100.00
00108180	SHF SDN 2017 UNDP-MA NGO Audit	NGO/UNDP	On Going	253,915	253,915	211,048	83.12
00113515	SUD-18/HSD20/SA3/CCS/UN/10873	IOM	On Going	500,000	500,000	500,000	100.00
00125326	SUD-20/HSD20/RA 3/CCS/UN/17190	IOM	On Going			211,382	0
00077665	Sudan CHF - Common Services &	IOM	Operationally Closed	1,959,000	1,940,322	1,940,322	100.00
00077665	Sudan CHF - Common Services &	OCHA	Operationally Closed	3,100,000	2,694,952	2,694,952	100.00
00077665	Sudan CHF - Common Services &	UNDP	Operationally Closed	2,036,743	2,036,743		0
00077665	Sudan CHF - Common Services &	WFP	Operationally Closed	14,065,000	14,065,000	14,065,000	100.00
00085468	CHF SDN CSS/2013-1/UN	IOM	Operationally Closed	850,000	850,000	850,000	100.00
00085468	CHF SDN CSS/2013-1/UN	OCHA	Operationally Closed	1,298,854	874,686	874,686	100.00
00085468	CHF SDN CSS/2013-1/UN	UNDP	Operationally Closed	600,000	600,000		0



00086354	CHF SDN CSS/2013-1/UNDP-NGOs	NGO/UNDP	Operationally Closed	1,264,955	1,264,955	910,423	71.97
00089571	CHF SDN CCS/2014/UN Agencies	IOM	Operationally Closed	716,359	701,102	701,102	100.00
00089571	CHF SDN CCS/2014/UN Agencies	OCHA	Operationally Closed	1,223,327	722,000	721,821	99.98
00077881	Sudan CHF - Com.Services _ NGO	NGO/UNDP	Financially Closed	1,807,576	1,671,536	1,671,536	100.00
00090834	CHF SDN 2014 CCS/UNDP-NGOs	NGO/UNDP	Financially Closed	106,679	106,679	106,679	100.00
00094273	CHF SDN CCS 2015-2/UN Agencies	IOM	Financially Closed	300,116	299,951	299,951	100.00
00105418	SHF SDN17-R-CCS-WHO/4743	WHO	Financially Closed	100,000	100,000	100,000	100.00
00107280	SHF SDN17-R2-CCS-WFP/6972	WFP	Financially Closed	500,000	500,000	500,000	100.00
<b>Common Services &amp; Coordination: Total</b>				<b>34,336,944</b>	<b>32,294,879</b>	<b>28,723,614</b>	<b>88.94</b>

Education							
00090837	CHF SDN 2014 Education/UNDP-NG	NGO/UNDP	On Going	5,103,332	5,015,898	5,015,898	100.00
00095054	CHF SDN 2015 Educat/UNDP-NGOs	NGO/UNDP	On Going	2,111,943	2,036,645	2,036,645	100.00
00097242	CHF SDN 2015-2 Educat/UNDP-NGO	NGO/UNDP	On Going	951,833	942,954	942,954	100.00
00099027	CHF SDN Education 2016-1/UN Ag	UNICEF	On Going	570,000			0
00099053	CHF SDN 2016 Education-ER-1/UN	UNICEF	On Going	81,453	81,453	81,264	99.77
00100554	SHF SDN Education 2016-1/NGOs	NGO/UNDP	On Going	1,406,495	1,201,715	1,201,715	100.00
00100788	SHF SDN Education 2016-1/UN Ag	UNICEF	On Going	570,000	569,741	569,741	100.00
00105473	SHF SDN 2017 UNDP-DRC-4930	NGO/UNDP	On Going	641,802	641,802	563,869	87.86
00105493	SHF SDN 2017 UNDP-PBA-4871	NGO/UNDP	On Going	217,579	217,530	226,771	104.25
00105497	SHF SDN 2017 UNDP-SC-4849	NGO/UNDP	On Going	475,464	475,464	439,252	92.38
00110096	SUD18//SA2/E/NGO/7803	NGO/UNDP	On Going	220,169	220,169	218,397	99.20
00110097	SUD18//SA2/E/NGO/8012	NGO/UNDP	On Going	216,162	216,162	214,013	99.01
00110202	SUD-18/HSD20/SA2/E/INGO/8053	NGO/UNDP	On Going	299,476	299,476	274,862	91.78
00110341	SUD-18//SA2/E/INGO/8219	NGO/UNDP	On Going	363,200	363,200	288,478	79.43
00116582	SUD-19/HSD20/SA1/E/INGO/12985	NGO/UNDP	On Going	602,992	602,992	456,259	75.67
00116583	SUD-19/HSD20/SA1/E/INGO/12988	NGO/UNDP	On Going	233,336	233,336	231,026	99.01
00118142	SUD-19/HSD20/RE/E/UN/14146	UNICEF	On Going	500,289	500,289	500,570	100.06
00118457	SUD-19/HSD20/SA2/E/INGO/14131	NGO/UNDP	On Going	431,919	431,919	275,015	63.67
00118459	SUD-19/HSD20/SA2/E/INGO/14139	NGO/UNDP	On Going	432,280	432,280	335,016	77.50
00118587	SUD-19/HSD20/SA2/E/INGO/14165	NGO/UNDP	On Going	481,553	481,553	255,857	53.13
00124930	SUD-20/HSD20/RA2/E/UN/17604	UNICEF	On Going	799,981	799,981		0
00077865	Sudan CHF - Education- UN Agen	UNHCR	Financially Closed	300,000	300,000	300,000	100.00
00077865	Sudan CHF - Education- UN Agen	UNICEF	Financially Closed	4,125,380	3,957,261	3,957,261	100.00

00077877	Sudan CHF - Education _ NGOs	NGO/UNDP	Financially Closed	15,139,121	14,489,880	14,489,880	100.00
00086275	CHF SDN EDU/2013-1/UN Agencies	UNICEF	Financially Closed	1,186,700	1,186,700	1,186,700	100.00
00086355	CHF SDN EDU/2013-1/UNDP-NGOs	NGO/UNDP	Financially Closed	6,318,192	5,619,298	5,619,298	100.00
00089573	CHF SDN Education/2014/UN Agen	UNICEF	Financially Closed	604,823	604,823	604,823	100.00
00094032	CHF SDN Education 2015-1/UN Ag	UNICEF	Financially Closed	464,984	464,984	464,984	100.00
00094288	CHF SDN 2015 Education-ER/UN A	UNICEF	Financially Closed	161,024	161,024	161,024	100.00
<b>Education: Total</b>				<b>45,011,483</b>	<b>42,548,530</b>	<b>40,911,571</b>	<b>96.15</b>

Emergency Reserve							
00095064	CHF SDN 2015 Emrg/Res/UNDP-NGO	NGO/UNDP	On Going	457,286	362,036	362,036	100.00
00077669	Sudan CHF - EmerRes/Nutri/NGO	NGO/UNDP	Operationally Closed	1,378,740	1,023,134	1,023,134	100.00
00083990	Sudan CHF- ER - Mine-MA/NGO	NGO/UNDP	Operationally Closed	153,355	150,933	150,933	100.00
00089568	CHF SDN 2014 Emerg/Res/UNDP-NG	NGO/UNDP	Operationally Closed	791,111	733,995	733,995	100.00
00077666	Sudan CHF - EmerRes/RER/UN	IOM	Financially Closed	5,534,361	5,476,125	5,476,125	100.00
00077666	Sudan CHF - EmerRes/RER/UN	UNHCR	Financially Closed	509,175	509,175	509,175	100.00
00077667	Sudan CHF - EmerRes/Health/UN	IOM	Financially Closed	400,000	400,000	400,000	100.00
00077667	Sudan CHF - EmerRes/Health/UN	UNFPA	Financially Closed	100,000	100,000	100,000	100.00
00077667	Sudan CHF - EmerRes/Health/UN	WHO	Financially Closed	762,554	762,554	762,554	100.00
00077668	Sudan CHF - EmerRes/Health/NGO	NGO/UNDP	Financially Closed	2,683,222	2,162,552	2,162,552	100.00
00077893	Sudan CH - EmerRes/NFIs/NGOs	NGO/UNDP	Financially Closed	1,109,206	981,477	981,477	100.00
00078111	SudanCHF-ER Mul/Sector MA/NGO	NGO/UNDP	Financially Closed	4,701,707	4,235,958	4,235,958	100.00
00078113	Sudan CHF - ER Protection UN	UNFPA	Financially Closed	204,080	204,080	204,080	100.00
00078113	Sudan CHF - ER Protection UN	UNHCR	Financially Closed	672,143	672,143	672,143	100.00
00078113	Sudan CHF - ER Protection UN	UNICEF	Financially Closed	147,428	147,428	147,428	100.00
00078449	Sudan CHF- ER - NFIs-UN Agency	IOM	Financially Closed	207,580	207,580	207,580	100.00
00078449	Sudan CHF- ER - NFIs-UN Agency	UNICEF	Financially Closed	224,583			0

00078449	Sudan CHF- ER - NFIs-UN Agency	WFP	Financially Closed	608,983	585,353	585,353	100.00
00078450	Sudan CHF- ER - FSLs UN Agency	FAO	Financially Closed	550,000	442,034	442,034	100.00
00078450	Sudan CHF- ER - FSLs UN Agency	WFP	Financially Closed	2,428,387	2,425,067	2,425,067	100.00
00078451	Sudan CHF - ER- WASH - MA/NGOs	NGO/UNDP	Financially Closed	1,625,847	1,566,701	1,566,701	100.00
00078954	Sudan CHF - ER _ CCS _ MA/NGOs	NGO/UNDP	Financially Closed	248,729	246,242	246,242	100.00
00079248	Sudan CHF- ER-Mine Actn UN Age	UNMAS	Financially Closed	1,211,582	1,211,582	1,211,582	100.00
00079249	Sudan CHF - ER -Educati-UN Age	UNICEF	Financially Closed	450,533	409,944	409,944	100.00
00079254	Sudan CHF - ER - Prote MA/ NGO	NGO/UNDP	Financially Closed	607,100	595,747	595,747	100.00
00079255	Sudan CHF - ER - FSL - MA/NGOs	NGO/UNDP	Financially Closed	816,061	807,891	807,891	100.00
00079256	Sudan CHF - ER - Educa- MA/NGO	NGO/UNDP	Financially Closed	476,568	445,155	445,155	100.00
00083989	Sudan CHF - ER - CCS UN Agency	WFP	Financially Closed	1,250,000	1,193,175	1,193,175	100.00
00084474	Sudan CHF- ER - Nutrition/ UN	UNICEF	Financially Closed	249,449	249,449	249,449	100.00
00085569	ER SDN Health/2013-1/UN Agenci	WHO	Financially Closed	1,574,113	1,574,113	1,574,113	100.00
00085570	ER SDN Wash/2013-1/UN Agencies	UNICEF	Financially Closed	1,673,599	1,671,689	1,671,689	100.00
00087326	CHF SDN ER/2013-1/UNDP-NGOs	NGO/UNDP	Financially Closed	1,518,570	1,422,156	1,422,156	100.00
00089569	CHF SDN EmergRes/2014/UN Agenc	FAO	Financially Closed	1,639,234	1,594,396	1,594,396	100.00
00089569	CHF SDN EmergRes/2014/UN Agenc	IOM	Financially Closed	100,000	100,000	100,000	100.00
00089569	CHF SDN EmergRes/2014/UN Agenc	UNFPA	Financially Closed	100,000	97,574	97,574	100.00
00089569	CHF SDN EmergRes/2014/UN Agenc	UNHCR	Financially Closed	138,972	138,972	138,972	100.00
00089569	CHF SDN EmergRes/2014/UN Agenc	UNICEF	Financially Closed	1,260,438	1,251,691	1,251,691	100.00
00089569	CHF SDN EmergRes/2014/UN Agenc	WFP	Financially Closed	100,000	83,221	83,221	100.00
00089569	CHF SDN EmergRes/2014/UN Agenc	WHO	Financially Closed	1,427,900	1,427,900	1,427,900	100.00
00093906	CHF SDN EmergRes/2014-2/UN Age	UNICEF	Financially Closed	470,890	463,793	463,793	100.00
<b>Emergency Reserve: Total</b>				<b>40,563,485</b>	<b>38,133,014</b>	<b>38,133,014</b>	<b>100.00</b>

**Food Security and Livelihoods**

00090835	CHF SDN 2014 FSL/UNDP-NGOs	NGO/UNDP	On Going	3,234,987	3,234,987	3,234,987	100.00
00095053	CHF SDN 2015 FSL/UNDP-NGOs	NGO/UNDP	On Going	3,019,954	2,660,997	2,660,997	100.00
00099058	CHF SDN 2016 FSL-ER-1/UN Agenc	FAO	On Going	79,672	77,745	77,745	100.00
00100559	SHF SDN FSL 2016-1/NGOs	NGO/UNDP	On Going	2,126,903	1,998,943	1,998,943	100.00
00105181	SHF SDN17-FSL-FAO/4789	FAO	On Going	420,004	409,283	409,283	100.00
00105485	SHF SDN 2017 UNDP-MCS-4783	NGO/UNDP	On Going	524,300	524,300	509,599	97.20
00105491	SHF SDN 2017 UNDP-PA-4848	NGO/UNDP	On Going	544,107	544,107	544,107	100.00
00107484	SHFSUD 2017 MCS -6955	NGO/UNDP	On Going	749,000	749,000	641,076	85.59
00108100	SUD17 VSF-6933	NGO/UNDP	On Going	1,283,923	1,283,923	1,270,737	98.97
00108105	SHF SDN-FSL-WFP/7337	WFP	On Going	750,244	693,021	693,021	100.00
00109976	SUD18/SA2/FSL/INGO/7820	NGO/UNDP	On Going	540,235	540,235	420,213	77.78
00110017	SUD18/SA2/FSL/INGO/7830	NGO/UNDP	On Going	270,175	270,175	267,188	98.89
00110018	SUD18/SA2/FSL/INGO/7865	NGO/UNDP	On Going	324,210	324,210	321,000	99.01
00110098	SUD18/SA2/FSL/INGO/8037	NGO/UNDP	On Going	270,175	270,175	267,500	99.01
00110099	SUD18/SA2/FSL/INGO/8803	NGO/UNDP	On Going	432,280	432,280	432,280	100.00
00110328	SUD-18/SA2/FSL/UN/8022	FAO	On Going	500,000	428,671	428,671	100.00
00116586	SUD-19/HSD20/SA1/FSL/INGO/1284	NGO/UNDP	On Going	295,291	295,291	104,343	35.34
00116587	SUD-19/HSD20/SA1/FSL/INGO/12854	NGO/UNDP	On Going	227,190	227,190	224,940	99.01
00116588	SUD-19/HSD20/SA1/FSL/INGO/12858	NGO/UNDP	On Going	231,270	231,270	228,792	98.93
00116589	SUD-19/HSD20/SA1/FSL/INGO/1298	NGO/UNDP	On Going	601,561	601,561	565,540	94.01
00116590	SUD-19/HSD20/SA1/FSL/INGO/1300	NGO/UNDP	On Going	339,797	339,797	173,875	51.17
00118143	SUD-19/HSD20/RE/FSL/INGO/14060	NGO/UNDP	On Going	216,140	216,140	213,071	98.58
00118656	SUD-19/HSD20/RE/FSL/UN/14240	WFP	On Going	750,011	750,011	750,010	100.00
00120600	SUD-20/HSD20/RE/FSL/UN/15049	FAO	On Going	1,000,000	1,000,000	965,200	96.52
00121870	SUD-20/HSD20/RE/FSL/UN/15715	FAO	On Going	2,400,000	2,400,000	2,003,464	83.48
00123634	SUD-20/HSD20/SA1/FSL/UN/16511	FAO	On Going	400,000	400,000	295,514	73.88
00123678	SUD-20/HSD20/SA1/FSL/INGO/16060	NGO/OCHA	On Going	410,099	410,099	407,465	99.36
00123679	SUD-20/HSD20/SA1/FSL/16092	NGO/OCHA	On Going	801,241	801,241	796,624	99.42
00123680	SUD-20/HSD20/SA1/FSL/16111	NGO/OCHA	On Going	525,476	525,476	520,859	99.12
00123681	SUD-20/HSD20/SA1/FSL/16151	NGO/OCHA	On Going	511,980	511,980	509,346	99.49
00123682	SUD-20/HSD20/SA1/FSL/16531	NGO/OCHA	On Going	819,607	819,607	814,990	99.44
00123798	SUD-20/HSD20/SA1/FSL/INGO/1652	NGO/OCHA	On Going	357,846	357,846	355,212	99.26
00123801	SUD-20/HSD20/SA1/FSL/INGO/16543	NGO/OCHA	On Going	460,726	460,726	458,092	99.43
00077661	Sudan CHF - FSL _ UN	FAO	Financially Closed	11,222,918	11,080,127	11,080,127	100.00

00077661	Sudan CHF - FSL _ UN	UNHCR	Financially Closed	1,432,515	1,432,515	1,432,515	100.00
00077661	Sudan CHF - FSL _ UN	WFP	Financially Closed	2,000,000	2,000,000	2,000,000	100.00
00077883	Sudan CHF - FSL _ NGO	NGO/UNDP	Financially Closed	16,458,305	15,181,328	15,181,328	100.00
00085535	CHF SDN FSL/2013-1/UN Agencies	FAO	Financially Closed	4,808,813	4,703,646	4,703,646	100.00
00085535	CHF SDN FSL/2013-1/UN Agencies	UNHCR	Financially Closed	358,537	358,537	358,537	100.00
00086356	CHF SDN FSL/2013-1/UNDP-NGOs	NGO/UNDP	Financially Closed	5,256,536	5,076,187	5,076,187	100.00
00089572	CHF SDN FSL/2014/UN Agencies	FAO	Financially Closed	703,250	701,553	701,553	100.00
00094037	CHF SDN FSL 2015-1/UN Agencies	FAO	Financially Closed	1,162,500	1,113,421	1,113,421	100.00
00094281	CHF SDN FSL 2015-2/UN Agencies	FAO	Financially Closed	1,200,000	1,197,038	1,197,038	100.00
00099032	CHF SDN FSL 2016-1/UN Agencies	FAO	Financially Closed	852,000			0
00100793	SHF SDN FSL 2016-1/UN Agencies	FAO	Financially Closed	852,000	782,645	782,645	100.00
<b>Food Security and Livelihoods: Total</b>				<b>71,725,779</b>	<b>68,417,286</b>	<b>67,191,682</b>	<b>98.21</b>

<b>Govt Infrs &amp; Econ Recovery</b>							
00086273	CHF SDN GEIR/2013-1/UN Agencie	UNOPS	Financially Closed	470,000	451,735	451,735	100.00
00086357	CHF SDN GEIR/2013-1/UNDP-NGOs	NGO/UNDP	Financially Closed	1,637,100	1,444,527	1,444,527	100.00
<b>Govt Infrs &amp; Econ Recovery: Total</b>				<b>2,107,100</b>	<b>1,896,261</b>	<b>1,896,261</b>	<b>100.00</b>

<b>Health</b>							
00090839	CHF SDN 2014 Health/UNDP-NGOs	NGO/UNDP	On Going	3,895,347	3,825,332	3,825,332	100.00
00094276	CHF SDN Health 2015-2/UN Agenc	IOM	On Going	199,979	199,979	199,979	100.00
00094276	CHF SDN Health 2015-2/UN Agenc	UNFPA	On Going	725,000	724,459	724,459	100.00
00094276	CHF SDN Health 2015-2/UN Agenc	UNICEF	On Going	2,407,991	2,395,990	2,395,990	100.00
00094276	CHF SDN Health 2015-2/UN Agenc	WHO	On Going	2,066,990	2,066,990	2,066,984	100.00
00095055	CHF SDN 2015 Health/UNDP-NGOs	NGO/UNDP	On Going	3,302,115	3,178,181	3,178,181	100.00
00097243	CHF SDN 2015-2 Health/UNDP-NGO	NGO/UNDP	On Going	847,432	847,431	847,431	100.00
00097252	CHF SDN 2015-2 Emrg/Res/UNDP-N	NGO/UNDP	On Going	105,941			0
00099028	CHF SDN Health 2016-1/UN Agenc	UNICEF	On Going	295,653			0
00099028	CHF SDN Health 2016-1/UN Agenc	WHO	On Going	602,260			0
00099065	CHF SDN 2016 Health-ER-2/UN Ag	UNICEF	On Going	320,257	320,257	320,307	100.02
00099065	CHF SDN 2016 Health-ER-2/UN Ag	WHO	On Going	510,287	510,287	510,285	100.00
00100555	SHF SDN Health 2016-1/NGOs	NGO/UNDP	On Going	3,928,359	3,583,135	3,583,135	100.00

00100789	SHF SDN Health 2016-1/UN Agenc	UNICEF	On Going	295,653	295,653	295,653	100.00
00100789	SHF SDN Health 2016-1/UN Agenc	WHO	On Going	602,260	602,260	602,259	100.00
00105190	SHF SDN17-H-UNFPA/4759	UNFPA	On Going	326,890	326,603	326,860	100.08
00105461	SHF SDN 2017 UNDP-ARC-4754	NGO/UNDP	On Going	504,290	504,290	504,290	100.00
00105471	SHF SDN 2017 UNDP-CW-4788	NGO/UNDP	On Going	284,936	260,014	260,011	100.00
00105478	SHF SDN 2017 UNDP-KPHF-4804	NGO/UNDP	On Going	516,210	462,710	462,710	100.00
00105487	SHF SDN 2017 UNDP-NCA-4792	NGO/UNDP	On Going	394,555	394,555	294,125	74.55
00105492	SHF SDN 2017 UNDP-PANCARE-4841	NGO/UNDP	On Going	286,031	286,031	264,635	92.52
00105504	SHF SDN 2017 UNDP-WR-4775	NGO/UNDP	On Going	479,531	448,064	424,051	94.64
00105806	SHF SDN 2017 UNDP-GAH-6247	NGO/UNDP	On Going	265,736	264,374	264,374	100.00
00105807	SHF SDN 2017 UNDP-GOAL-6249	NGO/UNDP	On Going	535,000	535,000	535,000	100.00
00105809	SHF SDN 2017 UNDP-SC-6254	NGO/UNDP	On Going	427,969	427,969	356,925	83.40
00106382	SHF-UNDP-UNICEF-6415	UNICEF	On Going	450,000	449,627	449,627	100.00
00106434	SHF SDN 217-CIS 6395	NGO/UNDP	On Going	395,900	395,900	369,355	93.29
00106877	SHF SDN 2017 UNDP- CRS-6246	NGO/UNDP	On Going	296,548	296,548	290,087	97.82
00107339	SHF SDN2017UNDP-PCO-6921	NGO/UNDP	On Going	312,415	312,325	282,195	90.35
00108098	SUD17 SC-7334	NGO/UNDP	On Going	107,000	107,000	106,976	99.98
00108102	SUD17 SRCS-6913	NGO/UNDP	On Going	330,292	330,292	315,267	95.45
00108103	SUD17 SRCS-6971	NGO/UNDP	On Going	369,963	369,963	366,041	98.94
00109977	SUD18/SA2/H/INGO/7785	NGO/UNDP	On Going	432,280	432,280	428,000	99.01
00113555	SUD-18/HSD20/RE/H/UN/11360	UNICEF	On Going	300,231	300,231	300,231	100.00
00113556	SUD-18/HSD20/RE/H/UN/11359	WHO	On Going	700,000	700,000	700,000	100.00
00116216	SUD-19/HSD20/RE/H/UN/13111	WHO	On Going	258,262	258,262	258,262	100.00
00116268	SUD19/HSD20/RE/H/UN/13122	UNICEF	On Going	249,940	249,940	249,940	100.00
00117844	SUD-19/HSD20/RE/H/UN/13911	UNFPA	On Going	200,000	200,000	199,999	100.00
00118141	SUD-19/HSD20/RE/H/UN/14147	UNFPA	On Going	498,523	498,523	498,473	99.99
00118147	SUD-19/HSD20/RE/H/UN/13877	WHO	On Going	300,030	300,030	273,815	91.26
00118458	SUD-19/HSD20/RE/H/NGO/14201	NGO/UNDP	On Going	227,691			0
00118657	SUD-19/HSD20/RE/H/INGO/14233	NGO/UNDP	On Going	107,515	107,515	105,064	97.72
00120601	SUD-20/HSD20/RE/H/UN/15150	WHO	On Going	495,247	495,247	487,818	98.50
00121501	SUD-20/HSD20/RE/H/UN/16016	UNFPA	On Going	300,011	300,011	299,737	99.91
00121765	SUD-20/HSD20/RE/H/UN/16025	WHO	On Going	1,600,005	1,600,005	897,725	56.11
00121933	SUD20/HSD20/RE/H/UN/16038	UNHCR	On Going	500,000	500,000	500,000	100.00
00122208	SUD-20/HSD20/SA1/H/UN/16124	WHO	On Going	500,000	500,000	406,183	81.24
00122221	SUD-20/HSD20/RE/H/INGO/16004	NGO/OCHA	On Going	253,987	253,987	251,353	98.96
00122222	SUD-20/HSD20/RE/H/INGO/16012	NGO/OCHA	On Going	511,946	511,946	509,311	99.49
00122223	SUD-20/HSD20/RE/H/INGO/16031	NGO/OCHA	On Going	511,980	511,980	509,345	99.49
00122224	SUD-20/HSD20/RE/H/INGO/16036	NGO/OCHA	On Going	513,963	513,963	509,346	99.10
00122225	SUD-20/HSD20/RE/H/INGO/16042	NGO/OCHA	On Going	511,980	511,980	509,346	99.49
00123067	SUD-20/HSD20/SA1/H/UN/16530	UNFPA	On Going	700,002	700,002	161,916	23.13

00123688	SUD-20/HSD20/SA1/H/INGO/16054	NGO/OCHA	On Going	717,825	717,825	713,208	99.36
00123689	SUD-20/HSD20/SA1/H/INGO/16088	NGO/OCHA	On Going	410,111	410,111	407,477	99.36
00123690	SUD-20/HSD20/SA1/H/INGO/16184	NGO/OCHA	On Going	359,251	359,251	356,616	99.27
00123691	SUD-20/HSD20/SA1/H/INGO/16534	NGO/OCHA	On Going	692,220	692,220	687,603	99.33
00123806	SUD-20/HSD20/SA1/H/INGO/16485	NGO/OCHA	On Going	692,418	692,418	687,801	99.33
00123832	SUD-20/HSD20/RA2/H/INGO/17081	NGO/OCHA	On Going	217,261	217,261	214,627	98.79
00124932	SUD-20/HSD20/RA4/H/UN/17635	UNICEF	On Going	1,049,501	1,049,501	651,065	62.04
00124935	SUD-20/HSD20/RA4/H/UN/17634	WHO	On Going	1,048,577	1,048,577		0
00077884	Sudan CHF - Health _ NGOs	NGO/UNDP	Operationally Closed	16,806,143	15,827,811	15,827,812	100.00
00077863	Sudan CHF - Health _ UN	UNFPA	Financially Closed	2,836,348	2,792,247	2,792,247	100.00
00077863	Sudan CHF - Health _ UN	UNICEF	Financially Closed	4,658,291	4,607,587	4,607,587	100.00
00077863	Sudan CHF - Health _ UN	WHO	Financially Closed	10,028,566	9,998,874	9,998,874	100.00
00084950	CHF SDN Health/2013-1/UN Agenc	UNFPA	Financially Closed	300,000	291,424	291,424	100.00
00084950	CHF SDN Health/2013-1/UN Agenc	UNICEF	Financially Closed	370,000	357,145	357,145	100.00
00084950	CHF SDN Health/2013-1/UN Agenc	WHO	Financially Closed	3,060,000	3,060,000	3,060,000	100.00
00086358	CHF SDN Health/2013-1/UNDP-NGO	NGO/UNDP	Financially Closed	4,044,600	3,852,000	3,852,000	100.00
00089574	CHF SDN Health/2014/UN Agencie	UNFPA	Financially Closed	595,472	395,472	395,472	100.00
00089574	CHF SDN Health/2014/UN Agencie	UNICEF	Financially Closed	710,493	710,493	710,493	100.00
00089574	CHF SDN Health/2014/UN Agencie	WHO	Financially Closed	1,867,942	1,867,942	1,867,942	100.00
00093910	CHF SDN Health/2014-2/UN Agenc	UNFPA	Financially Closed	200,000	200,000	200,000	100.00
00094033	CHF SDN Health 2015-1/UN Agenc	UNFPA	Financially Closed	150,000	149,515	149,515	100.00
00094033	CHF SDN Health 2015-1/UN Agenc	UNICEF	Financially Closed	200,008	200,008	200,008	100.00
00094033	CHF SDN Health 2015-1/UN Agenc	WHO	Financially Closed	1,104,348	1,104,348	1,104,348	100.00
00094289	CHF SDN 2015 Health-ER/UN Agen	UNICEF	Financially Closed	275,006	275,006	275,006	100.00
00094289	CHF SDN 2015 Health-ER/UN Agen	WHO	Financially Closed	829,084	829,084	829,084	100.00
00099054	CHF SDN 2016 Health-ER-1/UN Ag	WHO	Financially Closed	85,600	85,600	85,600	100.00
00105196	SHF SDN17-N-WHO/4876	WHO	Financially Closed	702,128	702,128	702,128	100.00
00106380	SHF-UNDP-WHO-6416	WHO	Financially Closed	449,896	449,896	449,896	100.00

<b>Health: Total</b>	<b>90,523,474</b>	<b>87,110,863</b>	<b>83,953,360</b>	<b>96.38</b>
----------------------	-------------------	-------------------	-------------------	--------------

<b>Logistics</b>							
00113338	SUD-18/HSD20/RE/L/UN/10939	WFP	On Going	1,000,000	1,000,000	1,000,000	100.00
00116270	SUD19/HSD20/SA1/L/UN/12724	WFP	On Going	1,000,000	1,000,000	1,000,000	100.00
00077867	Sudan CHF - Logistics _ UN	IOM	Financially Closed	2,518,040	2,518,040	2,518,040	100.00
00077867	Sudan CHF - Logistics _ UN	UNOPS	Financially Closed	5,395,294	5,204,330	5,204,330	100.00
00077886	Sudan CHF - Logistics _ NGOs	NGO/UNDP	Financially Closed	449,454	438,540	438,540	100.00
00085534	CHF SDN LET/2013-1/UN Agencies	IOM	Financially Closed	50,000	50,000	50,000	100.00
00085534	CHF SDN LET/2013-1/UN Agencies	UNHCR	Financially Closed	600,000	600,000	600,000	100.00
00085534	CHF SDN LET/2013-1/UN Agencies	WFP	Financially Closed	5,400,000	5,395,504	5,395,504	100.00
00089575	CHF SDN LET/2014/UN Agencies	UNHCR	Financially Closed	250,685	250,685	250,685	100.00
00094267	CHF SDN LET 2015-1/UN Agencies	WFP	Financially Closed	2,500,000	2,500,000	2,500,000	100.00
00094284	CHF SDN LET 2015-2/UN Agencies	WFP	Financially Closed	1,216,809	1,200,000	1,200,000	100.00
<b>Logistics: Total</b>				<b>20,380,282</b>	<b>20,157,099</b>	<b>20,157,099</b>	<b>100.00</b>

<b>Mine Action</b>							
00077887	Sudan CHF - Mine Action _ NGOs	NGO/UNDP	Operationally Closed	2,855,448	2,607,592	2,607,592	100.00
00077869	Sudan CHF - Mine Action _ UN	UNMAS	Financially Closed	1,491,045	1,491,045	1,491,045	100.00
00086375	CHF SDN MineA/2013-1/UN Agenci	UNMAS	Financially Closed	709,121	709,121	709,121	100.00
00086376	CHF SDN MineA/ 2013-1/UNDP-NGO	NGO/UNDP	Financially Closed	523,863	510,678	510,678	100.00
<b>Mine Action: Total</b>				<b>5,579,477</b>	<b>5,318,436</b>	<b>5,318,436</b>	<b>100.00</b>

<b>Multisectoral</b>							
00109966	SUD18/SA1/H-WASH/INGO/7734	NGO/UNDP	On Going	680,522	680,522	680,522	100.00
00109967	SUD18/SA1/H-WASH/INGO/8327	NGO/UNDP	On Going	453,643	453,643	448,705	98.91
00109971	SUD18/SA1/WASH-H/INGO/7718	NGO/UNDP	On Going	536,788	536,788	536,788	100.00
00109978	SUD18/SA2/H-N/INGO/7825	NGO/UNDP	On Going	289,385	289,385	256,962	88.80
00109979	SUD18/SA2/H-N/INGO/7855	NGO/UNDP	On Going	479,322	479,322	479,322	100.00
00109980	SUD18/SA2/H-N/INGO/7798	NGO/UNDP	On Going	733,877	733,877	670,819	91.41
00109981	SUD18/SA2/H-N/INGO/7834	NGO/UNDP	On Going	257,491	257,491	249,576	96.93
00110016	SUD18/SA2/E-P/INGO/7838	NGO/UNDP	On Going	550,539	550,539	443,183	80.50



00110019	SUD18/SA2/FSL-P/INGO/8168	NGO/UNDP	On Going	394,148	394,148	269,263	68.32
00110020	SUD18/SA2/H-E/NGO/7846	NGO/UNDP	On Going	623,168	623,168	623,168	100.00
00110021	SUD18/SA2/H-N/INGO/7861	NGO/UNDP	On Going	336,895	336,895	332,021	98.55
00110095	SUD18/SA2/H-N-WASH/UN/7862	WHO	On Going	643,140	643,140	643,138	100.00
00110171	SUD18/SA2/WASH-ESNFI/UN/7858	IOM	On Going	510,003	510,003	510,003	100.00
00110780	SUD18/SA2/FSL-WASH/INGO/8381	NGO/UNDP	On Going	1,891,100	1,891,100	1,874,503	99.12
00110782	SUD18/RE/H-N/INGO/9217	NGO/UNDP	On Going	313,419	313,419	291,075	92.87
00110908	SUD-18/HSD20/RE/WASH-P/9218	NGO/UNDP	On Going	626,807	626,807	550,465	87.82
00110909	SUD-18/H-N-WASHESNFIs/9210	NGO/UNDP	On Going	711,106	711,106	710,505	99.92
00111112	SUD-18/HSD20/SA2/N-H/INGO/8561	NGO/UNDP	On Going	1,891,224	1,891,224	1,785,022	94.38
00112348	SUD-18/HSD20/RE/H-N/INGO/10459	NGO/UNDP	On Going	648,018	648,018	648,018	100.00
00112349	SUD-18/HSD20/RE/WASH-ESNFIs-P/	NGO/UNDP	On Going	483,011	483,011	407,884	84.45
00113823	SUD18/HSD20/SA3/FSL/10892	NGO/UNDP	On Going	2,404,558	2,404,558	2,391,991	99.48
00113824	SUD18/HSD20/SA3/FSL/10938	NGO/UNDP	On Going	1,927,572	1,927,572	1,835,618	95.23
00113825	SUD18/HSD20/SA3/FSL/10888	NGO/UNDP	On Going	2,211,146	2,211,146	2,073,056	93.75
00113826	SUD18/HSD20/SA3/FSL/10933	NGO/UNDP	On Going	2,404,558	2,404,558	2,303,737	95.81
00113827	SUD18/HSD20/SA3/FSL/10896	NGO/UNDP	On Going	2,158,062	2,158,062	1,824,806	84.56
00113828	SUD18/HSD20/SA3/FSL/10908	NGO/UNDP	On Going	2,393,616	2,393,616	2,335,200	97.56
00116529	SUD-19/HSD20/SA1/H-N/UN/13038	WHO	On Going	499,983	499,983	494,604	98.92
00116585	SUD-19/HSD20/SA1/E-P/NGO/12817	NGO/UNDP	On Going	432,155	432,155	319,379	73.90
00116591	SUD-19/HSD20/SA1/FSL-WASH/INGO	NGO/UNDP	On Going	540,350	540,350	358,564	66.36
00116592	SUD-19/HSD20/SA1/H-N-WASH-FSL/	NGO/UNDP	On Going	1,058,007	1,058,007	1,051,811	99.41
00116593	SUD-19/HSD20/SA1/H-FSL-N-WASH/	NGO/UNDP	On Going	1,978,505	1,978,505	1,962,226	99.18
00116594	SUD-19/HSD20/SA1/H-N-WASH-FSL/	NGO/UNDP	On Going	987,297	987,297	943,143	95.53
00116595	SUD-19/HSD20/SA1/H-N-FSL/INGO/	NGO/UNDP	On Going	653,271	653,271	222,070	33.99
00116596	SUD-19/HSD20/SA1/H-N-FSL/INGO/	NGO/UNDP	On Going	641,093	641,093	378,993	59.12
00116597	SUD-19/HSD20/SA1/H-N/INGO/1269	NGO/UNDP	On Going	547,601	547,601	539,031	98.43
00116598	SUD-19/HSD20/SA1/N-H-P/INGO/12	NGO/UNDP	On Going	648,420	648,420	568,909	87.74
00116629	SUD-19/HSD20/SA1/WASH-FSL-P/IN	NGO/UNDP	On Going	1,530,754	1,530,754	491,241	32.09
00116630	SUD-19/HSD20/SA1/WASH-P/INGO/1	NGO/UNDP	On Going	365,183	365,183	250,244	68.53
00116632	SUD-19/HSD20/SA1/WASH-FSL/INGO	NGO/UNDP	On Going	790,162	790,162	672,051	85.05
00116687	SUD-19/HSD20/SA1/E-P/UN/12906	UNICEF	On Going	465,644	465,644	439,451	94.37

00116689	SUD-19/HSD20/SA1/E-FSL-H-N-P/I	NGO/UNDP	On Going	2,331,751	2,331,751	461,733	19.80
00116690	SUD-19/HSD20/SA1/FSL-WASH/INGO	NGO/UNDP	On Going	604,556	604,556	385,416	63.75
00116691	SUD-19/HSD20/SA1/N-E-FSL-H-P/I	NGO/UNDP	On Going	1,983,253	1,983,253	1,554,844	78.40
00117770	SUD-19/HSD20/SA1/H-N-P/13330	IOM	On Going	619,974	619,974	619,974	100.00
00118148	SUD-19/HSD20/RE/H-WASH/UN/1404	WHO	On Going	3,000,000	3,000,000	2,900,026	96.67
00118149	SUD-19/HSD20/RE/H-WASH/UN/1404	UNICEF	On Going	2,406,916	2,406,916	2,335,782	97.04
00118517	SUD-19/HSD20/SA2/FSL-WASH-P/IN	NGO/UNDP	On Going	2,390,299	2,390,299	270,556	11.32
00118518	SUD-19/HSD20/SA2/FSL-WASH-H-N-	NGO/UNDP	On Going	3,190,900	3,190,900	738,861	23.16
00118521	SUD-19/HSD20/SA2/H-P-N/NGO/141	NGO/UNDP	On Going	810,577	810,577	299,171	36.91
00118523	SUD-19/HSD20/SA2/H-N/INGO/1412	NGO/UNDP	On Going	354,334	354,334	70,165	19.80
00118529	SUD-19/HSD20/SA2/WASH-E/INGO/1	NGO/UNDP	On Going	1,230,740	1,230,740	323,854	26.31
00118534	SUD-19/HSD20/SA2/E-P/NGO/14164	NGO/UNDP	On Going	764,929	764,929	273,016	35.69
00118536	SUD-19/HSD20/SA2/FSL-N-P-WASH/	NGO/UNDP	On Going	1,018,854	1,018,854	426,873	41.90
00118539	SUD-19/HSD20/SA2/FSL-H-N-WASH/	NGO/UNDP	On Going	2,628,797	2,628,797	717,594	27.30
00118541	SUD-19/HSD20/SA2/H-N-WASH/INGO	NGO/UNDP	On Going	1,695,685	1,695,685	542,433	31.99
00118588	SUD-19/HSD20/SA2/FSL-WASH-H-N-	NGO/UNDP	On Going	2,236,542	2,236,542	964,267	43.11
00118589	SUD-19/HSD20/SA2/H-N-FSL-P/ING	NGO/UNDP	On Going	1,540,064	1,540,064	662,629	43.03
00118659	SUD-19/HSD20/SA2/H-N-WASH/INGO	NGO/UNDP	On Going	2,004,600	1,870,680	751,564	40.18
00118660	SUD-19/HSD20/SA2/H-N-WASH/INGO	NGO/UNDP	On Going	888,464	888,464	471,073	53.02
00118661	SUD-19/HSD20/SA2/H-N/INGO/1414	NGO/UNDP	On Going	1,000,557	1,000,557	632,741	63.24
00118662	SUD-19/HSD20/SA2/WASH-H-N/INGO	NGO/UNDP	On Going	2,133,635	2,133,635	738,148	34.60
00119332	SUD-19/HSD20/RE/WASH-FSL-E/ING	NGO/UNDP	On Going	702,455	702,455	139,100	19.80
00121932	SUD20/RE/H-WASH/UN/16051	UNICEF	On Going	1,599,651	1,599,651	1,587,518	99.24
00122226	SUD-20/HSD20/RE/H/INGO/16027	NGO/OCHA	On Going	511,980	511,980	509,346	99.49
00122227	SUD-20/HSD20/RE/H/INGO/16022	NGO/OCHA	On Going	511,979	511,979	509,344	99.49
00122228	SUD-20/HSD20/RE/H/INGO/16023	NGO/OCHA	On Going	511,619	511,619	508,984	99.49
00122229	SUD-20/HSD20/RE/H/INGO/16032	NGO/OCHA	On Going	257,307	257,307	254,673	98.98
00122230	SUD-20/HSD20/RE/H/INGO/16018	NGO/OCHA	On Going	513,963	513,963	509,346	99.10
00122231	SUD-20/HSD20/RE/H/INGO/16024	NGO/OCHA	On Going	511,980	511,980	509,346	99.49

00122232	SUD-20/HSD20/RE/H/INGO/16053	NGO/OCHA	On Going	511,980	511,980		0
00122233	SUD-20/HSD20/RE/H/INGO/16061	NGO/OCHA	On Going	511,980	511,980		0
00122234	SUD-20/HSD20/RE/H/INGO/16017	NGO/OCHA	On Going	513,963	513,963	509,346	99.10
00123615	SUD-20/HSD20/SA1/H-N/UN/16505	WHO	On Going	1,299,891	1,299,891	574,930	44.23
00123683	SUD-20/HSD20/SA1/FSL-N-P/16145	NGO/OCHA	On Going	970,434	970,434	965,817	99.52
00123684	SUD-20/HSD20/SA1/FSL-N/16147	NGO/OCHA	On Going	717,617	717,617	713,000	99.36
00123685	SUD-20/HSD20/SA1/FSL-P/16226	NGO/OCHA	On Going	433,224	433,224	430,589	99.39
00123686	SUD-20/HSD20/SA1/FSL-P/16112	NGO/OCHA	On Going	534,444	534,444	529,827	99.14
00123687	SUD-20/HSD20/SA1/FSL-P/16110	NGO/OCHA	On Going	368,398	368,398	365,764	99.28
00123692	SUD-20/HSD20/SA1/H-WASH/16094	NGO/OCHA	On Going	449,746	449,746	447,111	99.41
00123695	SUD-20/SA1/WASH-ESNFIs/16594	NGO/OCHA	On Going	666,766	666,766	662,149	99.31
00123696	SUD-20/HSD20/SA1/WASH-P/16533	NGO/OCHA	On Going	579,844	579,844	575,227	99.20
00123697	SUD-20/HSD20/SA1/WASH-P/16507	NGO/OCHA	On Going	661,334	661,334	656,717	99.30
00123698	SUD-20/HSD20/SA1/WASH-P/16137	NGO/OCHA	On Going	927,715	927,715	923,098	99.50
00123802	SUD-20/HSD20/SA1/FSL-WASH-H/IN	NGO/OCHA	On Going	1,810,311	1,810,311	1,803,538	99.63
00123803	SUD-20/HSD20/SA1/FSL-WASH-N-H/	NGO/OCHA	On Going	2,375,231	2,375,231	2,368,458	99.71
00123807	SUD-20/HSD20/SA1/H-WASH-N/INGO	NGO/OCHA	On Going	2,246,308	2,246,308	2,239,535	99.70
00123810	SUD-20/HSD20/SA1/H-N/INGO/1649	NGO/OCHA	On Going	1,203,736	1,203,736	1,196,963	99.44
00123815	SUD-20/HSD20/SA1/WASH-P/NGO/16	NGO/OCHA	On Going	328,461	328,461	325,827	99.20
00123816	SUD-20/HSD20/SA1/WASH-N/INGO/1	NGO/OCHA	On Going	824,664	824,664	820,047	99.44
00123817	SUD-20/HSD20/SA1/WASH-P/NGO/16	NGO/OCHA	On Going	418,457	418,457	415,823	99.37
00123834	SUD-20/HSD20/SA1/FSL-H-N-WASH-	NGO/OCHA	On Going	2,379,338	2,379,338	3,084,695	129.65
00123835	SUD-20/HSD20/SA1/FSL-N-P/INGO/	NGO/OCHA	On Going	716,748	716,748		0
00123836	SUD-20/HSD20/SA1/H-WASH-FSL-N-	NGO/OCHA	On Going	1,952,474	1,952,474	1,945,701	99.65
00123837	SUD-20/HSD20/SA1/H-N-P-WASH/IN	NGO/OCHA	On Going	2,244,501	2,244,501	2,237,728	99.70
00123839	SUD-20/HSD20/SA1/H-N-P/NGO/161	NGO/OCHA	On Going	673,848	673,848		0
00123840	SUD-20/HSD20/SA1/H-WASH/INGO/1	NGO/OCHA	On Going	717,701	717,701	713,084	99.36
00123842	SUD-20/HSD20/SA1/WASH-FSL/INGO	NGO/OCHA	On Going	752,927	752,927	748,310	99.39
00124124	SUD-20/HSD20/RA2/H-WASH/UN/172	WHO	On Going	500,004	500,004	40,838	8.17

00124971	SUD-20/HSD20/RA2/H-WASH/UN/176	WHO	On Going	999,791	999,791		0
00081869	Sudan CHF - Multi Sector - UN	IOM	Financially Closed	540,000	460,092	460,092	100.00
00081869	Sudan CHF - Multi Sector - UN	UNHCR	Financially Closed	1,535,670	1,535,670	1,535,670	100.00
00081870	Sudan CHF - Multisectoral - MA	NGO/UNDP	Financially Closed	791,174	593,581	593,581	100.00
<b>Multisectoral: Total</b>				<b>109,806,581</b>	<b>109,395,160</b>	<b>82,418,907</b>	<b>75.34</b>

<b>NFIs and Emergency Shelter</b>							
00090846	CHF SDN 2014 NFIs/UNDP-NGOs	NGO/UNDP	On Going	2,567,669	2,567,669	2,537,832	98.84
00095059	CHF SDN 2015 NFIs/UNDP-NGOs	NGO/UNDP	On Going	1,001,478	853,909	853,595	99.96
00097247	CHF SDN 2015-2 NFIs/UNDP-NGOs	NGO/UNDP	On Going	848,640	831,652	831,652	100.00
00099031	CHF SDN NFI 2016-1/UN Agencies	UNHCR	On Going	1,191,489			0
00105185	SHF SDN17-ESNFI-IOM/4858	IOM	On Going	200,000	200,000	200,000	100.00
00105191	SHF SDN17-ESNFI-UNHCR/4796	UNHCR	On Going	495,726	495,726	495,726	100.00
00105460	SHF SDN 2017 UNDP-AORD-4816	NGO/UNDP	On Going	96,300			0
00105469	SHF SDN 2017 UNDP-CRS-4822	NGO/UNDP	On Going	177,422	177,051	121,019	68.35
00105488	SHF SDN 2017 UNDP-NCA-4863	NGO/UNDP	On Going	203,141	200,148	168,489	84.18
00105498	SHF SDN 2017 UNDP-SORC-4750	NGO/UNDP	On Going	169,703	169,703	156,185	92.03
00105808	SHF SDN 2017 UNDP-SAG-6256	NGO/UNDP	On Going	208,018	208,018	208,018	100.00
00106379	SHF-2017-UNDP-GAH-6396	NGO/UNDP	On Going	139,358	139,329	139,329	100.00
00116978	SUD-19/HSD20/RE/ESNFIs/13249	NGO/UNDP	On Going	216,140	216,140	208,445	96.44
00117965	SUD-19/HSD20/RE/ESNFIs/UN/1413	UNHCR	On Going	1,500,000	1,500,000	1,500,000	100.00
00123083	SUD-20/HSD20/SA1/ESNFIs/UN/161	UNHCR	On Going	494,558	494,558	494,558	100.00
00124934	SUD-20/HSD20/RA2/ESNFIs/UN/176	UNHCR	On Going	1,353,805	1,353,805	1,184,672	87.51
00100558	SHF SDN NFI 2016-1/NGOs	NGO/UNDP	Operationally Closed	1,195,820	1,195,820	1,073,801	89.80
00077664	Sudan CHF - NFIs & Emergency S	IOM	Financially Closed	4,402,722	4,402,722	4,402,722	100.00
00077664	Sudan CHF - NFIs & Emergency S	UNHCR	Financially Closed	4,844,372	4,844,372	4,844,372	100.00
00077664	Sudan CHF - NFIs & Emergency S	UNICEF	Financially Closed	3,000,000	2,981,068	2,981,068	100.00
00077664	Sudan CHF - NFIs & Emergency S	WFP	Financially Closed	200,000	200,000	200,000	100.00
00077888	Sudan CHF - NFI&Shelter _ NGOs	NGO/UNDP	Financially Closed	4,618,349	3,996,792	3,996,792	100.00
00086378	CHF SDN NFI/2013-1/UNDP-NGOs	NGO/UNDP	Financially Closed	2,671,688	2,548,193	2,548,193	100.00
00089579	CHF SDN NFI/2014/UN Agencies	UNHCR	Financially Closed	691,312	691,312	691,312	100.00

00094036	CHF SDN NFI 2015-1/UN Agencies	IOM	Financially Closed	174,330	174,330	174,330	100.00
00094036	CHF SDN NFI 2015-1/UN Agencies	UNHCR	Financially Closed	1,674,000	1,674,000	1,674,000	100.00
00094292	CHF SDN 2015 NFI-ER/UN Agencie	UNHCR	Financially Closed	378,523	378,523	378,523	100.00
00099057	CHF SDN 2016 NFI-ER-1/UN Agenc	UNHCR	Financially Closed	80,164	80,164	80,164	100.00
00100792	SHF SDN NFI 2016-1/UN Agencies	UNHCR	Financially Closed	1,191,489	1,191,489	1,191,489	100.00
<b>NFIs and Emergency Shelter: Total</b>				<b>35,986,215</b>	<b>33,766,493</b>	<b>33,336,285</b>	<b>98.73</b>

<b>Nutrition</b>							
00090844	CHF SDN 2014 Nutrition/UNDP-NG	NGO/UNDP	On Going	4,096,770	4,096,770	4,096,770	100.00
00095058	CHF SDN 2015 Nutrit/UNDP-NGOs	NGO/UNDP	On Going	3,510,755	2,994,198	2,994,198	100.00
00097246	CHF SDN 2015-2 Nutrit/UNDP-NGO	NGO/UNDP	On Going	1,424,426	1,194,228	1,194,228	100.00
00099029	CHF SDN Nutrition 2016-1/UN Ag	IOM	On Going	86,322			0
00099029	CHF SDN Nutrition 2016-1/UN Ag	UNICEF	On Going	1,632,146			0
00099029	CHF SDN Nutrition 2016-1/UN Ag	WHO	On Going	107,000			0
00099055	CHF SDN 2016 Nutrition-ER-1UN	UNICEF	On Going	846,261	816,530	816,530	100.00
00099066	CHF SDN 2016 Nutrition-ER-2/UN	UNICEF	On Going	500,011			0
00100556	SHF SDN Nutrition 2016-1/NGOs	NGO/UNDP	On Going	3,305,237	3,305,237	3,197,197	96.73
00100790	SHF SDN Nutrition 2016-1/UN Ag	IOM	On Going	86,322	86,322	86,322	100.00
00100790	SHF SDN Nutrition 2016-1/UN Ag	UNICEF	On Going	1,632,146	1,632,146	1,632,146	100.00
00100790	SHF SDN Nutrition 2016-1/UN Ag	WHO	On Going	107,000	107,000	107,000	100.00
00105193	SHF SDN17-N-UNICEF/4867	UNICEF	On Going	850,028	827,699	827,699	100.00
00105458	SHF SDN17-UNDP-AMVO-4900	NGO/UNDP	On Going	193,730	193,682	193,682	100.00
00105463	SHF SDN 2017 UNDP-ARC-4915	NGO/UNDP	On Going	192,793	192,793	192,793	100.00
00105465	SHF SDN 2017 UNDP-CDO-4803	NGO/UNDP	On Going	245,160	245,159	245,159	100.00
00105475	SHF SDN 2017 UNDP-IRW-4888	NGO/UNDP	On Going	305,357	305,357	255,003	83.51
00105476	SHF SDN 2017 UNDP-IRW-4923	NGO/UNDP	On Going	244,176	244,175	215,043	88.07
00105484	SHF SDN 2017 UNDP-KPHF-4805	NGO/UNDP	On Going	192,602	192,602	192,602	100.00
00105494	SHF SDN 2017 UNDP-SC-4758	NGO/UNDP	On Going	249,631	249,631	225,983	90.53
00105496	SHF SDN 2017 UNDP-SC-4760	NGO/UNDP	On Going	293,072	293,072	251,502	85.82
00105503	SHF SDN 2017 UNDP-WR-4765	NGO/UNDP	On Going	204,370	202,543	183,598	90.65
00105505	SHF SDN 2017 UNDP-WVI-4934	NGO/UNDP	On Going	476,132	476,132	476,132	100.00
00109982	SUD18/SA2/N-H/NGO/8055	NGO/UNDP	On Going	256,999	256,999	254,474	99.02
00110197	SUD-18/HSD20/SA2/N/UN/8225	UNICEF	On Going	1,299,981	1,299,981	1,299,981	100.00
00118368	SUD-19/HSD20/RE/N/NGO/14293	NGO/UNDP	On Going	217,585	217,585	127,213	58.47
00123054	SUD-20/HSD20/SA1/N/UN/16509	UNICEF	On Going	922,073	922,073	539,574	58.52
00123693	SUD-20/HSD20/SA1/N/INGO/16563	NGO/OCHA	On Going	384,644	384,644	382,009	99.32
00123811	SUD-20/HSD20/SA1/N/INGO/16486	NGO/OCHA	On Going	590,446	590,446	585,829	99.22

00077662	Sudan CHF - Nutrition _ UN Age	UNICEF	Financially Closed	6,920,930	6,845,621	6,845,621	100.00
00077662	Sudan CHF - Nutrition _ UN Age	WFP	Financially Closed	227,550	227,550	227,550	100.00
00077662	Sudan CHF - Nutrition _ UN Age	WHO	Financially Closed	51,824	51,824	51,824	100.00
00077889	Sudan CHF - Nutrition _ NGOs	NGO/UNDP	Financially Closed	15,569,399	14,373,145	14,373,145	100.00
00085465	CHF SDN Nutrition/2013-1/UN A	UNICEF	Financially Closed	1,580,000	1,579,575	1,579,575	100.00
00085465	CHF SDN Nutrition/2013-1/UN A	WHO	Financially Closed	200,000	200,000	200,000	100.00
00086360	CHF SDN Nut/2013-1/UNDP-NGOs	NGO/UNDP	Financially Closed	4,316,717	3,849,723	3,849,723	100.00
00089578	CHF SDN Nutrition/2014/UN Agen	UNICEF	Financially Closed	185,056	185,056	185,056	100.00
00094034	CHF SDN Nutrition 2015-1/UN Ag	UNICEF	Financially Closed	1,023,000	1,023,000	1,023,000	100.00
00094277	CHF SDN Nutrition 2015-2/UN Ag	UNICEF	Financially Closed	443,900	443,900	443,900	100.00
00094290	CHF SDN 2015 Nutrition-ER/UN A	UNICEF	Financially Closed	379,282	379,282	379,282	100.00
00105195	SHF SDN17-N-WHO/4799	WHO	Financially Closed	150,042	150,042	150,042	100.00
<b>Nutrition: Total</b>				<b>55,500,874</b>	<b>50,635,721</b>	<b>49,881,386</b>	<b>98.51</b>

<b>Protection</b>							
00090847	CHF SDN 2014 Protection/UNDP-N	NGO/UNDP	On Going	2,562,346	2,550,484	2,550,484	100.00
00094279	CHF SDN Protection 2015-2/UN A	UNICEF	On Going	210,826	210,826	210,826	100.00
00095060	CHF SDN 2015 Protect/UNDP-NGOs	NGO/UNDP	On Going	1,628,327	1,608,569	1,608,569	100.00
00097248	CHF SDN 2015-2 Protect/UNDP-NG	NGO/UNDP	On Going	465,663	292,448	292,448	100.00
00099030	CHF SDN Protection 2016-1/UN A	UNFPA	On Going	424,100			0
00099030	CHF SDN Protection 2016-1/UN A	UNHCR	On Going	190,404			0
00099030	CHF SDN Protection 2016-1/UN A	UNICEF	On Going	362,766			0
00099067	CHF SDN 2016 Protect-ER-2/UN A	UNICEF	On Going	405,408	405,408	405,408	100.00
00100557	SHF SDN Protection 2016-1/NGOs	NGO/UNDP	On Going	5,072,699	4,204,602	4,204,602	100.00
00100791	SHF SDN Protection 2016-1/UN A	UNFPA	On Going	424,100	421,414	421,414	100.00
00100791	SHF SDN Protection 2016-1/UN A	UNHCR	On Going	190,404	190,404	190,404	100.00
00100791	SHF SDN Protection 2016-1/UN A	UNICEF	On Going	362,766	360,888	360,888	100.00
00105189	SHF SDN17-P-UNFPA/4739	UNFPA	On Going	146,248	146,248	146,022	99.85
00105194	SHF SDN17-E-P-UNICEF/4893	UNICEF	On Going	655,445	655,445	655,411	99.99
00105477	SHF SDN 2017 UNDP-JASMAR-4847	NGO/UNDP	On Going	393,364	393,364	368,319	93.63
00105486	SHF SDN 2017 UNDP-NADA-4877	NGO/UNDP	On Going	268,097	268,097	266,513	99.41
00106437	SHF SDN217 DRC 6532	NGO/UNDP	On Going	213,934	213,934	172,726	80.74
00107340	SHF SDN2017UNDP-JASMAR-6952	NGO/UNDP	On Going	220,484	220,484	220,461	99.99

00107428	SHF-SDN17 R2-P-UNMAS-6931	UNMAS	On Going	247,200	247,200	247,200	100.00
00108118	SUD17 GAH-7309	NGO/UNDP	On Going	160,438	160,438	160,438	100.00
00110022	SUD18/SA2/P/INGO/7907	NGO/UNDP	On Going	187,173	187,173	185,320	99.01
00110023	SUD18/SA2/P/NGO/8186	NGO/UNDP	On Going	194,521	194,521	192,610	99.02
00110727	SUD18/HSD20/SA2/P/NGO/8884	NGO/UNDP	On Going	161,996	161,996	152,505	94.14
00116625	SUD-19/HSD20/SA1/P/INGO/12636	NGO/UNDP	On Going	486,315	486,315	339,010	69.71
00116626	SUD-19/HSD20/SA1/P/INGO/12946	NGO/UNDP	On Going	108,124	108,124	104,906	97.02
00116688	SUD-19/HSD20/SA1/P/UN/13009	UNFPA	On Going	655,245	655,245	619,910	94.61
00116692	SUD-19/HSD20/SA1/P/INGO/1297	NGO/UNDP	On Going	324,214	324,214	321,004	99.01
00117214	SUD-19/HSD20/SA1/P/INGO/13298	NGO/UNDP	On Going	108,063	108,063	101,812	94.22
00118144	SUD-19/HSD20/RE/P/INGO/13953	NGO/UNDP	On Going	526,231	526,231	47,642	9.05
00118375	SUD-19/HSD20/SA2/P/INGO/14151	NGO/UNDP	On Going	194,526	194,526	175,141	90.03
00118455	SUD-19/HSD20/SA2/P/NGO/14156	NGO/UNDP	On Going	247,160	247,160	231,849	93.81
00118460	SUD-19/HSD20/SA2/P/NGO/14115	NGO/UNDP	On Going	216,141	216,141	207,138	95.83
00118526	SUD-19/HSD20/SA2/P/INGO/14150	NGO/UNDP	On Going	216,140	216,140	90,541	41.89
00123812	SUD-20/HSD20/SA1/P/NGO/16134	NGO/OCHA	On Going	431,083	431,083	428,449	99.39
00077871	Sudan CHF - Protection _ UN	IOM	Financially Closed	1,611,228	1,611,228	1,611,228	100.00
00077871	Sudan CHF - Protection _ UN	UNFPA	Financially Closed	1,700,000	1,684,289	1,684,289	100.00
00077871	Sudan CHF - Protection _ UN	UNHCR	Financially Closed	3,150,000	3,150,000	3,150,000	100.00
00077871	Sudan CHF - Protection _ UN	UNICEF	Financially Closed	3,376,340	3,352,126	3,352,126	100.00
00077890	Sudan CHF - Protection _ NGOs	NGO/UNDP	Financially Closed	9,307,320	8,380,984	8,380,984	100.00
00085467	CHF SDN Protection/2013-1/UN A	UNFPA	Financially Closed	400,000	394,902	394,902	100.00
00085467	CHF SDN Protection/2013-1/UN A	UNHCR	Financially Closed	2,780,000	2,780,000	2,780,000	100.00
00086361	CHF SDN Protection/2013-1/UNDP	NGO/UNDP	Financially Closed	3,272,357	2,579,937	2,579,937	100.00
00089580	CHF SDN Protection/2014/UN Age	UNFPA	Financially Closed	301,622	300,885	300,885	100.00
00089580	CHF SDN Protection/2014/UN Age	UNHCR	Financially Closed	526,515	526,515	526,515	100.00
00089580	CHF SDN Protection/2014/UN Age	UNICEF	Financially Closed	605,437	604,733	604,733	100.00
00089580	CHF SDN Protection/2014/UN Age	UNMAS	Financially Closed	400,000			0
00089580	CHF SDN Protection/2014/UN Age	UNOPS	Financially Closed	400,000			0
00093912	CHF SDN Protection/2014-2/UN A	UNFPA	Financially Closed	250,032	249,650	249,650	100.00
00094035	CHF SDN Protection 2015-1/UN A	UNFPA	Financially Closed	465,000	465,000	465,000	100.00

00094291	CHF SDN 2015 Protection-ER/UN	UNICEF	Financially Closed	320,000	320,000	320,000	100.00
00099056	CHF SDN 2016 Protect-ER-1/UN A	UNHCR	Financially Closed	74,759	74,759	74,759	100.00
<b>Protection: Total</b>				<b>47,602,564</b>	<b>43,082,195</b>	<b>42,154,979</b>	<b>97.85</b>

Refugee Multi-Cluster							
00090850	CHF SDN 2014 RMS/UNDP-NGOs	NGO/UNDP	On Going	638,365	446,869	446,869	100.00
00094294	CHF SDN 2015 RMS-ER/UN Agencie	UNHCR	On Going	120,171	120,171	120,171	100.00
00094294	CHF SDN 2015 RMS-ER/UN Agencie	UNICEF	On Going	152,342	152,342	152,342	100.00
00094294	CHF SDN 2015 RMS-ER/UN Agencie	WHO	On Going	264,960	264,960	264,959	100.00
00095063	CHF SDN 2015 RMS/UNDP-NGOs	NGO/UNDP	On Going	1,368,953	1,167,450	1,167,450	100.00
00097251	CHF SDN 2015-2 RMS/UNDP-NGOs	NGO/UNDP	On Going	743,224	728,954	728,954	100.00
00099033	CHF SDN RMS 2016-1/UN Agencies	IOM	On Going	200,000			0
00099033	CHF SDN RMS 2016-1/UN Agencies	UNFPA	On Going	200,000			0
00099033	CHF SDN RMS 2016-1/UN Agencies	UNHCR	On Going	199,812			0
00099033	CHF SDN RMS 2016-1/UN Agencies	UNICEF	On Going	323,322			0
00099059	CHF SDN 2016 RMS-ER-1/UN Agenc	NGO/UNDP	On Going	662,995	662,995	622,467	93.89
00099059	CHF SDN 2016 RMS-ER-1/UN Agenc	UNHCR	On Going	564,878	564,878	564,878	100.00
00099059	CHF SDN 2016 RMS-ER-1/UN Agenc	UNICEF	On Going	408,980	408,980	408,980	100.00
00099070	CHF SDN 2016 RMS-ER-2/UN Agenc	UNFPA	On Going	76,941	76,339	76,339	100.00
00099070	CHF SDN 2016 RMS-ER-2/UN Agenc	UNHCR	On Going	1,593,664	1,593,664	1,593,664	100.00
00099070	CHF SDN 2016 RMS-ER-2/UN Agenc	UNICEF	On Going	79,210	79,210	79,210	100.00
00099070	CHF SDN 2016 RMS-ER-2/UN Agenc	WHO	On Going	106,251	106,251	106,251	100.00
00100560	SHF SDN RMS 2016-1/NGOs	NGO/UNDP	On Going	1,687,358	1,605,869	1,600,776	99.68
00100564	SHF SDN Emerg Reserves 2016-1/	NGO/UNDP	On Going	2,240,095	2,240,095	1,753,636	78.28
00100794	SHF SDN RMS 2016-1/UN Agencies	IOM	On Going	200,000	197,577	197,577	100.00
00100794	SHF SDN RMS 2016-1/UN Agencies	UNFPA	On Going	200,000	197,119	197,119	100.00
00100794	SHF SDN RMS 2016-1/UN Agencies	UNHCR	On Going	199,812	199,812	199,812	100.00
00100794	SHF SDN RMS 2016-1/UN Agencies	UNICEF	On Going	323,322	323,322	323,322	100.00
00105187	SHF SDN17-RCF-UNFPA/4731	UNFPA	On Going	200,000	195,599	195,599	100.00
00105192	SHF SDN17-RCF-UNHCR/4801	UNHCR	On Going	278,818	278,818	278,818	100.00
00105459	SHF SDN 2017 UNDP-AMVO-4921	NGO/UNDP	On Going	213,304	213,270	116,782	54.76
00105464	SHF SDN 2017 UNDP-ARC-4928	NGO/UNDP	On Going	192,600	192,600	192,514	99.96
00105466	SHF SDN 2017 UNDP-CIS-4827	NGO/UNDP	On Going	365,785	365,785	365,785	100.00
00105474	SHF SDN 2017 UNDP-IRW-4782	NGO/UNDP	On Going	354,963	327,870	313,404	95.59
00107719	SHF-SDN17 UNHCR-7285	UNHCR	On Going	749,997	749,997	749,997	100.00
00109968	SUD18/SA1/RCF/NGO/7723	NGO/UNDP	On Going	331,600	331,600	328,702	99.13
00109969	SUD18/SA1/RCF/INGO/7726	NGO/UNDP	On Going	756,428	756,428	673,575	89.05
00109970	SUD18/SA1/RCF/INGO/7743	NGO/UNDP	On Going	533,866	533,866	512,443	95.99
00110100	SUD18/SA2/RCF/INGO/7775	NGO/UNDP	On Going	540,349	540,349	540,349	100.00
00110101	SUD18/SA2/RCF/INGO/7791	NGO/UNDP	On Going	605,192	605,192	605,192	100.00



00110102	SUD18/SA2/RCF/INGO/7823	NGO/UNDP	On Going	734,874	734,874	673,844	91.70
00110103	SUD18/SA2/RCF/INGO/8199	NGO/UNDP	On Going	356,632	356,632	276,332	77.48
00110104	SUD18/SA2/RCF/INGO/8217	NGO/UNDP	On Going	270,049	270,049	267,395	99.02
00110201	SUD-18/INGO/7805	NGO/UNDP	On Going	734,820	734,820	685,264	93.26
00113314	SUD18/HSD20/RE/RCF/INGO/10828	NGO/UNDP	On Going	107,899	107,899	107,899	100.00
00113315	SUD18/HSD20/RE/RCF/INGO/10830	NGO/UNDP	On Going	645,719	645,719	640,294	99.16
00113316	SUD18/HSD20/RE/RCF/INGO/10831	NGO/UNDP	On Going	360,316	360,316	359,778	99.85
00113330	SUD18/HSD20/RE/RCF/INGO/10829	NGO/UNDP	On Going	540,337	540,337	540,337	100.00
00086274	CHF SDN RMS/2013-1/UN Agencies	UNFPA	Financially Closed	290,291	265,346	265,346	100.00
00086274	CHF SDN RMS/2013-1/UN Agencies	UNHCR	Financially Closed	992,484	992,484	992,484	100.00
00086364	CHF SDN RMS/2013-1/UNDP NGOs	NGO/UNDP	Financially Closed	916,611	657,219	657,219	100.00
00089577	CHF SDN RMS/2014/UN Agencies	IOM	Financially Closed	167,675	157,447	157,447	100.00
00089577	CHF SDN RMS/2014/UN Agencies	UNFPA	Financially Closed	249,998	245,233	245,233	100.00
00089577	CHF SDN RMS/2014/UN Agencies	UNHCR	Financially Closed	843,578	843,578	843,578	100.00
00093915	CHF SDN RMS/2014-2/UN Agencies	UNHCR	Financially Closed	717,875	717,875	717,875	100.00
00094038	CHF SDN RMS 2015-1/UN Agencies	IOM	Financially Closed	240,695	240,423	240,423	100.00
00094038	CHF SDN RMS 2015-1/UN Agencies	UNFPA	Financially Closed	285,000	284,521	284,521	100.00
00094038	CHF SDN RMS 2015-1/UN Agencies	UNHCR	Financially Closed	178,887	178,887	178,887	100.00
00094282	CHF SDN RMS 2015-2/UN Agencies	FAO	Financially Closed	650,000	640,440	640,440	100.00
00094282	CHF SDN RMS 2015-2/UN Agencies	UNFPA	Financially Closed	610,000	607,911	607,911	100.00
00094282	CHF SDN RMS 2015-2/UN Agencies	UNHCR	Financially Closed	1,317,501	996,509	996,509	100.00
00094282	CHF SDN RMS 2015-2/UN Agencies	WHO	Financially Closed	600,009	600,009	600,009	100.00
<b>Refugee Multi-Cluster: Total</b>				<b>29,488,807</b>	<b>27,406,761</b>	<b>26,456,963</b>	<b>96.53</b>

<b>Return and Early Reintegration</b>							
00090848	CHF SDN 2014 RRR/UNDP-NGOs	NGO/UNDP	On Going	852,039	823,398	823,398	100.00
00097249	CHF SDN 2015-2 RRR/UNDP-NGOs	NGO/UNDP	On Going	582,957	546,510	546,511	100.00
00105186	SHF SDN17-RRR-UNDP/4840	NGO/UNDP	On Going	150,000			0
00105186	SHF SDN17-RRR-UNDP/4840	UNDP	On Going	150,000	150,000	149,960	99.97
00105468	SHF SDN 2017 UNDP-COOPI-4785	NGO/UNDP	On Going	232,725	232,725	236,434	101.59
00105470	SHF SDN 2017 UNDP-CRS-4910	NGO/UNDP	On Going	214,000	213,741	192,497	90.06
00105499	SHF SDN 2017 UNDP-SORC-4751	NGO/UNDP	On Going	160,500	160,500	160,348	99.91

00105500	SHF SDN 2017 UNDP-TGH-4820	NGO/UNDP	On Going	553,725	553,725	521,349	94.15
00105805	SHF SDN 2017 UNDP-CRS-6246	NGO/UNDP	On Going	320,989			0
00110342	SUD-18/SA2/RRR/NGO/8208	NGO/UNDP	On Going	162,105	162,105	160,500	99.01
00110343	SUD-18/SA2/RRR/INGO/8368	NGO/UNDP	On Going	561,964	561,964	553,659	98.52
00110344	SUD-18/SA2/RRR/UN/8714	UNDP	On Going	150,001	150,001	149,570	99.71
00110781	SUD18/SA2/RRR/INGO/8697	NGO/UNDP	On Going	466,861	466,861	464,880	99.58
00081871	Sudan CHF - Return and Early	IOM	Financially Closed	2,508,827	2,508,191	2,508,191	100.00
00081871	Sudan CHF - Return and Early	UNICEF	Financially Closed	1,057,275	1,057,275	1,057,275	100.00
00081872	Sudan CHF - Return and Early	NGO/UNDP	Financially Closed	866,700	681,683	681,683	100.00
00086276	CHF SDN RER/2013-1	IOM	Financially Closed	600,000	600,000	600,000	100.00
00086276	CHF SDN RER/2013-1	UNFPA	Financially Closed	399,120	395,882	395,882	100.00
00086362	CHF SDN RER/2013-1/UNDP-NGOs	NGO/UNDP	Financially Closed	703,179	611,464	611,464	100.00
00089581	CHF SDN RER/2014/UN Agencies	IOM	Financially Closed	221,831	199,401	199,401	100.00
<b>Return and Early Reintegration: Total</b>				<b>10,914,798</b>	<b>10,075,427</b>	<b>10,013,003</b>	<b>99.38</b>

Sudan CHF							
00094302	CHF SDN Core Pipeline 2015-1/U	FAO	On Going	187,446	182,925	182,925	100.00
00094302	CHF SDN Core Pipeline 2015-1/U	UNHCR	On Going	420,637	420,637	420,637	100.00
00094302	CHF SDN Core Pipeline 2015-1/U	UNICEF	On Going	448,063	447,452	447,452	100.00
00094302	CHF SDN Core Pipeline 2015-1/U	WHO	On Going	167,856	167,856	167,856	100.00
00065341	Sudan CHF - 2008	FAO	Operationally Closed	15,176,893	13,680,291	14,391,317	105.20
00065341	Sudan CHF - 2008	ILO	Operationally Closed	500,000	498,514	498,514	100.00
00065341	Sudan CHF - 2008	IOM	Operationally Closed	9,073,520	9,073,520	9,073,520	100.00
00065341	Sudan CHF - 2008	OCHA	Operationally Closed	3,189,654	3,189,654	3,189,654	100.00
00065341	Sudan CHF - 2008	UNDP	Operationally Closed	7,137,492	7,094,996	5,622,155	79.24
00065341	Sudan CHF - 2008	UNEP	Operationally Closed	168,669	168,669	159,714	94.69
00065341	Sudan CHF - 2008	UNFPA	Operationally Closed	2,540,000	2,507,681	2,507,681	100.00
00065341	Sudan CHF - 2008	UNHCR	Operationally Closed	8,652,697	8,652,697	8,652,697	100.00
00065341	Sudan CHF - 2008	UNICEF	Operationally Closed	26,245,412	25,967,514	25,967,514	100.00
00065341	Sudan CHF - 2008	UNMAS	Operationally Closed	3,099,629	3,000,838	3,000,838	100.00

00065341	Sudan CHF - 2008	UNOPS	Operationally Closed	351,540	351,540	351,540	100.00
00065341	Sudan CHF - 2008	UNWOMEN	Operationally Closed	576,000	576,000	532,294	92.41
00065341	Sudan CHF - 2008	WFP	Operationally Closed	21,465,440	19,563,923	19,360,466	98.96
00065341	Sudan CHF - 2008	WHO	Operationally Closed	6,170,006	6,071,889	6,071,889	100.00
00070597	Sudan CHF - 2006	FAO	Operationally Closed	14,995,337	14,995,337	14,495,312	96.67
00070597	Sudan CHF - 2006	NGO/UNDP	Operationally Closed	317,026			0
00070597	Sudan CHF - 2006	OCHA	Operationally Closed	8,768,074	8,768,074	8,768,074	100.00
00070597	Sudan CHF - 2006	UNDP	Operationally Closed	6,052,954	6,052,954	5,788,560	95.63
00070597	Sudan CHF - 2006	UNFPA	Operationally Closed	2,560,000	2,560,000	2,560,000	100.00
00070597	Sudan CHF - 2006	UNHCR	Operationally Closed	16,834,773	16,834,773	16,834,773	100.00
00070597	Sudan CHF - 2006	UNICEF	Operationally Closed	36,580,874	36,580,874	36,580,874	100.00
00070597	Sudan CHF - 2006	UNMAS	Operationally Closed	1,843,750	1,843,750	1,843,750	100.00
00070597	Sudan CHF - 2006	WFP	Operationally Closed	36,839,483	34,937,966	34,937,966	100.00
00070597	Sudan CHF - 2006	WHO	Operationally Closed	7,074,484	7,040,436	7,040,436	100.00
00070598	Sudan CHF - 2007	FAO	Operationally Closed	15,303,154	15,111,897	14,621,448	96.75
00070598	Sudan CHF - 2007	IOM	Operationally Closed	2,100,000	2,100,000	2,100,000	100.00
00070598	Sudan CHF - 2007	NGO/UNDP	Operationally Closed	0			0
00070598	Sudan CHF - 2007	OCHA	Operationally Closed	6,650,000	6,650,000	6,650,000	100.00
00070598	Sudan CHF - 2007	UNDP	Operationally Closed	4,727,977	3,898,154	3,278,921	84.11
00070598	Sudan CHF - 2007	UNFPA	Operationally Closed	2,967,503	2,967,503	2,967,503	100.00
00070598	Sudan CHF - 2007	UNHCR	Operationally Closed	10,092,063	10,092,063	10,092,063	100.00
00070598	Sudan CHF - 2007	UNICEF	Operationally Closed	32,838,443	32,816,292	32,816,292	100.00
00070598	Sudan CHF - 2007	UNMAS	Operationally Closed	4,669,525	4,579,503	4,579,503	100.00
00070598	Sudan CHF - 2007	UNOPS	Operationally Closed	550,000	550,000	550,000	100.00

00070598	Sudan CHF - 2007	WFP	Operationally Closed	13,729,402	13,729,402	13,529,401	98.54
00070598	Sudan CHF - 2007	WHO	Operationally Closed	5,250,545	5,242,932	5,242,932	100.00
00070599	Sudan CHF 2009 - onwards	FAO	Operationally Closed	28,179,145	27,294,024	27,294,027	100.00
00070599	Sudan CHF 2009 - onwards	IOM	Operationally Closed	13,914,284	13,914,284	13,914,284	100.00
00070599	Sudan CHF 2009 - onwards	OCHA	Operationally Closed	1,950,000	1,950,000	1,950,000	100.00
00070599	Sudan CHF 2009 - onwards	UNAIDS	Operationally Closed	67,179			0
00070599	Sudan CHF 2009 - onwards	UNDP	Operationally Closed	4,130,712	3,788,136	1,180,778	31.17
00070599	Sudan CHF 2009 - onwards	UNEP	Operationally Closed	200,000	200,000	189,380	94.69
00070599	Sudan CHF 2009 - onwards	UNESCO	Operationally Closed	300,000	296,970	296,970	100.00
00070599	Sudan CHF 2009 - onwards	UNFPA	Operationally Closed	4,735,976	4,625,269	4,625,269	100.00
00070599	Sudan CHF 2009 - onwards	UNHCR	Operationally Closed	17,161,328	16,139,986	16,139,986	100.00
00070599	Sudan CHF 2009 - onwards	UNICEF	Operationally Closed	55,941,078	55,521,969	55,521,969	100.00
00070599	Sudan CHF 2009 - onwards	UNMAS	Operationally Closed	2,982,500	2,982,500	2,982,500	100.00
00070599	Sudan CHF 2009 - onwards	UNOPS	Operationally Closed	2,221,950	2,159,306	2,159,306	100.00
00070599	Sudan CHF 2009 - onwards	UNWOMEN	Operationally Closed	143,680	13,767	13,773	100.04
00070599	Sudan CHF 2009 - onwards	WFP	Operationally Closed	31,543,097	31,543,097	31,343,098	99.37
00070599	Sudan CHF 2009 - onwards	WHO	Operationally Closed	13,997,908	13,821,689	13,821,689	100.00
00072860	Sudan CHF - Managing Agent/NGO	NGO/UNDP	Operationally Closed	225,154,669	215,217,675	201,261,694	93.52
00089567	CHF SDN 2014/CorePipe/UN Agenc	FAO	Financially Closed	1,950,000	1,865,110	1,865,110	100.00
00089567	CHF SDN 2014/CorePipe/UN Agenc	UNHCR	Financially Closed	1,754,687	1,754,687	1,754,687	100.00
00089567	CHF SDN 2014/CorePipe/UN Agenc	UNICEF	Financially Closed	1,125,000	1,125,000	1,125,000	100.00
00089567	CHF SDN 2014/CorePipe/UN Agenc	WFP	Financially Closed	3,000,000	3,000,000	3,000,000	100.00
00089567	CHF SDN 2014/CorePipe/UN Agenc	WHO	Financially Closed	699,205	699,205	699,205	100.00
<b>Sudan CHF: Total</b>				<b>747,468,718</b>	<b>726,881,180</b>	<b>707,015,196</b>	<b>97.27</b>

**Water, Sanitation and Hygiene**

00090849	CHF SDN 2014 WASH/UNDP-NGOs	NGO/UNDP	On Going	2,656,900	2,656,900	2,656,900	100.00
00094039	CHF SDN WASH 2015-1/UN Agencie	UNICEF	On Going	1,300,000	1,300,000	1,300,000	100.00
00094039	CHF SDN WASH 2015-1/UN Agencie	WHO	On Going	508,849	508,849	508,847	100.00
00095062	CHF SDN 2015 WASH/UNDP-NGOs	NGO/UNDP	On Going	2,981,670	2,689,020	2,689,020	100.00
00097250	CHF SDN 2015-2 WASH/UNDP-NGOs	NGO/UNDP	On Going	1,321,692	1,187,043	1,187,043	100.00
00099034	CHF SDN WASH 2016-1/UN Agencie	IOM	On Going	150,000			0
00099034	CHF SDN WASH 2016-1/UN Agencie	UNICEF	On Going	800,000			0
00099034	CHF SDN WASH 2016-1/UN Agencie	WHO	On Going	190,186			0
00099060	CHF SDN 2016 WASH-ER-1/UN Agen	UNICEF	On Going	85,514	69,349	69,349	100.00
00099060	CHF SDN 2016 WASH-ER-1/UN Agen	WHO	On Going	270,995	270,995	270,993	100.00
00099071	CHF SDN 2016 WASH-ER-2/UN Agen	IOM	On Going	111,999	111,999	111,999	100.00
00099071	CHF SDN 2016 WASH-ER-2/UN Agen	UNICEF	On Going	1,035,999	1,032,338	1,032,338	100.00
00099071	CHF SDN 2016 WASH-ER-2/UN Agen	WHO	On Going	152,002	152,002	151,999	100.00
00100561	SHF SDN WASH 2016-1/NGOs	NGO/UNDP	On Going	2,518,546	2,518,546	2,401,939	95.37
00100795	SHF SDN WASH 2016-1/UN Agencie	IOM	On Going	150,000	150,000	150,000	100.00
00100795	SHF SDN WASH 2016-1/UN Agencie	UNICEF	On Going	800,000	777,957	777,957	100.00
00100795	SHF SDN WASH 2016-1/UN Agencie	WHO	On Going	190,186	190,186	190,186	100.00
00105462	SHF SDN 2017 UNDP-ARC-4913	NGO/UNDP	On Going	310,113	287,808	287,808	100.00
00105467	SHF SDN 2017 UNDP-CIS-4830	NGO/UNDP	On Going	431,438	431,438	441,083	102.24
00105472	SHF SDN 2017 UNDP-CW-4807	NGO/UNDP	On Going	256,351	255,166	255,166	100.00
00105489	SHF SDN 2017 UNDP-NCA-4935	NGO/UNDP	On Going	151,524	151,472	148,482	98.03
00105490	SHF SDN 2017 UNDP-OXFAM-4755	NGO/UNDP	On Going	631,402	631,402	631,402	100.00
00105501	SHF SDN 2017 UNDP-TGH-4844	NGO/UNDP	On Going	420,515	420,510	391,990	93.22
00105502	SHF SDN 2017 UNDP-WR-4753	NGO/UNDP	On Going	504,066	489,290	465,227	95.08
00105803	SHF SDN 2017 UNDP-ADRA-ER-6245	NGO/UNDP	On Going	237,541	237,541	198,498	83.56
00105804	SHF SDN 2017 UNDP-COOPI-6255	NGO/UNDP	On Going	428,000	428,000	403,486	94.27
00105923	SHF SDN 2017 UNDP-OXFAM-6296	NGO/UNDP	On Going	214,000	214,000	214,000	100.00
00107338	SHF SDN2017UNDP-IAS-6887	NGO/UNDP	On Going	346,791	346,791	346,738	99.98
00107483	SHFSUD 2017 MCS -6895	NGO/UNDP	On Going	288,901	288,901	279,169	96.63
00107485	SHFSUD 2017 CIS -6978	NGO/UNDP	On Going	358,450	358,450	340,491	94.99
00108095	SUD17 MCS-7622	NGO/UNDP	On Going	534,863	534,863	534,634	99.96
00108099	SUD17 TGH-7336	NGO/UNDP	On Going	695,500	695,500	692,715	99.60
00108101	SUD17 WVI-6909	NGO/UNDP	On Going	2,781,846	2,781,846	2,589,428	93.08
00109983	SUD18/SA2/WASH/INGO/7796	NGO/UNDP	On Going	432,280	432,280	425,749	98.49
00109984	SUD18/SA2/WASH/INGO/7807	NGO/UNDP	On Going	361,942	361,942	358,339	99.00
00109985	SUD18/SA2/WASH/INGO/7822	NGO/UNDP	On Going	322,001	322,001	254,086	78.91

00109986	SUD18/SA2/WASH/INGO/7824	NGO/UNDP	On Going	432,280	432,280	432,280	100.00
00109987	SUD18/SA2/WASH/INGO/7856	NGO/UNDP	On Going	277,168	277,168	274,424	99.01
00109988	SUD18/SA2/WASH/INGO/8038	NGO/UNDP	On Going	378,245	378,245	340,168	89.93
00110024	SUD18/SA2/WASH/INGO/7951	NGO/UNDP	On Going	270,175	270,175	267,500	99.01
00110738	SUD18/RE/WASH/INGO/9226	NGO/UNDP	On Going	111,043	111,043	109,943	99.01
00116627	SUD-19/HSD20/SA1/WASH/INGO/128	NGO/UNDP	On Going	216,140	216,140	142,188	65.79
00116628	SUD-19/HSD20/SA1/WASH/INGO/130	NGO/UNDP	On Going	248,591	248,591	200,297	80.57
00118140	SUD-19/HSD20/RE/WASH/UN/14134	IOM	On Going	300,000	300,000	300,000	100.00
00118145	SUD-19/HSD20/RE/WASH/INGO/1403	NGO/UNDP	On Going	270,175	270,175	260,477	96.41
00118146	SUD-19/HSD20/RE/WASH/INGO/1415	NGO/UNDP	On Going	378,245	378,245	78,156	20.66
00118376	SUD-19/HSD20/RE/WASH/INGO/1414	NGO/UNDP	On Going	337,653	337,653	294,578	87.24
00118390	SUD-19/HSD20/RE/WASH/INGO/1420	NGO/UNDP	On Going	496,715	496,715	322,777	64.98
00118397	SUD-19/HSD20/RE/WASH/INGO/14226	NGO/UNDP	On Going	295,435			0
00118398	SUD-19/HSD20/RE/WASH/INGO/14143	NGO/UNDP	On Going	270,173	270,173	158,993	58.85
00118542	SUD-19/HSD20/RE/WASH/INGO/14398	NGO/UNDP	On Going	216,133	216,133	41,845	19.36
00123055	SUD-20/HSD20/SA1/WASH/UN/16155	UNICEF	On Going	499,975	499,975	366,092	73.22
00123694	SUD-20/HSD20/SA1/WASH/16080	NGO/OCHA	On Going	499,837	499,837	497,202	99.47
00123813	SUD-20/HSD20/SA1/WASH/INGO/1612	NGO/OCHA	On Going	455,447	455,447	452,813	99.42
00123814	SUD-20/HSD20/SA1/WASH/INGO/164	NGO/OCHA	On Going	692,392	692,392	687,775	99.33
00123833	SUD-20/HSD20/RA2/WASH/INGO/170	NGO/OCHA	On Going	279,572	279,572	276,938	99.06
00123841	SUD-20/HSD20/SA1/WASH/INGO/161	NGO/OCHA	On Going	696,315	696,315	691,698	99.34
00077663	Sudan CHF - WASH _ UN Agencies	IOM	Financially Closed	3,663,153	3,643,106	3,643,106	100.00
00077663	Sudan CHF - WASH _ UN Agencies	UNHCR	Financially Closed	368,668	368,668	368,668	100.00
00077663	Sudan CHF - WASH _ UN Agencies	UNICEF	Financially Closed	8,139,344	7,969,856	7,969,856	100.00
00077663	Sudan CHF - WASH _ UN Agencies	WHO	Financially Closed	965,817	965,817	965,817	100.00
00077892	Sudan CHF - WASH _ NGOs	NGO/UNDP	Financially Closed	15,154,430	14,615,843	14,615,843	100.00
00085466	CHF SDN WASH/2013-1/UN Agencie	IOM	Financially Closed	650,000	650,000	650,000	100.00

00085466	CHF SDN WASH/2013-1/UN Agencie	UNICEF	Financially Closed	3,080,000	3,070,225	3,070,225	100.00
00086365	CHF SDN Wash/2013-1/UNDP-NGOs	NGO/UNDP	Financially Closed	4,338,583	3,679,988	3,679,988	100.00
00089582	CHF SDN WASH/2014/UN Agencies	IOM	Financially Closed	579,638	563,328	563,328	100.00
00089582	CHF SDN WASH/2014/UN Agencies	UNICEF	Financially Closed	3,017,334	3,007,015	3,007,015	100.00
00094283	CHF SDN WASH 2015-2/UN Agencie	IOM	Financially Closed	739,997	369,997	369,997	100.00
00094283	CHF SDN WASH 2015-2/UN Agencie	WHO	Financially Closed	184,984	184,984	184,984	100.00
<b>Water, Sanitation and Hygiene: Total</b>				<b>73,435,720</b>	<b>69,699,487</b>	<b>68,042,035</b>	<b>97.62</b>

<b>Grand Total</b>				<b>1,423,621,726</b>	<b>1,369,493,492</b>	<b>1,308,278,494</b>	<b>95.53</b>
--------------------	--	--	--	----------------------	----------------------	----------------------	--------------

#### 5.4 EXPENDITURE REPORTED BY CATEGORY

Project expenditures are incurred and monitored by each Participating Organization and are reported as per the agreed categories for inter-agency harmonized reporting. In 2006 the UN Development Group (UNDG) established six categories against which UN entities must report inter-agency project expenditures. Effective 1 January 2012, the UN Chief Executive Board (CEB) modified these categories as a result of IPSAS adoption to comprise eight categories. All expenditure incurred prior to 1 January 2012 have been reported in the old categories; post 1 January 2012 all expenditure are reported in the new eight categories. See table below.

##### 2012 CEB Expense Categories

1. Staff and personnel costs
2. Supplies, commodities and materials
3. Equipment, vehicles, furniture and depreciation
4. Contractual services
5. Travel
6. Transfers and grants
7. General operating expenses
8. Indirect costs

##### 2006 UNDG Expense Categories

1. Supplies, commodities, equipment & transport
2. Personnel
3. Training counterparts
4. Contracts
5. Other direct costs
6. Indirect costs

**Table 5.4 Expenditure by UNDG Budget Category, as of 31 December 2020 (in US Dollars)**

Category	Expenditure			Percentage of Total Programme Cost
	Prior Years as of 31-Dec-2019	Current Year Jan-Dec-2020	Total	
Supplies, Commodities, Equipment and Transport (Old)	137,500,672	-	137,500,672	11.17
Personnel (Old)	105,235,356	-	105,235,356	8.55
Training of Counterparts (Old)	7,324,150	-	7,324,150	0.60
Contracts (Old)	68,254,153	-	68,254,153	5.55
Other direct costs (Old)	451,987,878	-	451,987,878	36.72
Staff & Personnel Cost (New)	32,990,026	1,243,543	34,233,569	2.78
Suppl, Comm, Materials (New)	64,143,487	8,850,758	72,994,245	5.93
Equip, Veh, Furn, Depn (New)	6,133,771	1,270,789	7,404,559	0.60
Contractual Services (New)	35,874,787	2,331,670	38,206,457	3.10
Travel (New)	4,514,105	180,416	4,694,521	0.38
Transfers and Grants (New)	245,722,317	74,400,803	320,123,120	26.01
General Operating (New)	(15,755,491)	(1,370,527)	(17,126,018)	(1.39)
<b>Programme Costs Total</b>	<b>1,143,925,209</b>	<b>86,907,452</b>	<b>1,230,832,661</b>	<b>100.00</b>
<sup>1</sup> Indirect Support Costs Total	70,565,815	6,880,018	77,445,833	6.29
<b>Total</b>	<b>1,214,491,024</b>	<b>93,787,470</b>	<b>1,308,278,494</b>	

<sup>1</sup> **Indirect Support Costs** charged by Participating Organization, based on their financial regulations, can be deducted upfront or at a later stage during implementation. The percentage may therefore appear to exceed the 7% agreed-upon for on-going projects. Once projects are financially closed, this number is not to exceed 7%.



## 6. COST RECOVERY

Cost recovery policies for the Fund are guided by the applicable provisions of the Terms of Reference, the MOU concluded between the Administrative Agent and Participating Organizations, and the SAAs concluded between the Administrative Agent and Contributors, based on rates approved by UNDG.

The policies in place, as of 31 December 2020, were as follows:

- The Administrative Agent (AA) fee:** 1% is charged at the time of contributor deposit and covers services provided on that contribution for the entire duration of the Fund. In the reporting period US\$ **725,877** was deducted in AA-fees. Cumulatively, as of 31 December 2020, US\$ **14,045,829** has been charged in AA-fees.
- Indirect Costs of Participating Organizations:** Participating Organizations may charge 7% indirect costs. In the current reporting period US\$ **6,880,018** was deducted in indirect costs by Participating Organizations. Cumulatively, indirect costs amount to US\$ **77,445,833** as of 31 December 2020.

## 7. ACCOUNTABILITY AND TRANSPARENCY

In order to effectively provide fund administration services and facilitate monitoring and reporting to the UN system and its partners, the MPTF Office has developed a public website, the MPTF Office Gateway (<http://mptf.undp.org>). Refreshed in real time every two hours from an internal enterprise resource planning system, the MPTF Office Gateway has become a standard setter for providing transparent and accountable trust fund administration services.

The Gateway provides financial information including: contributor commitments and deposits, approved programme budgets, transfers to and expenditures reported by Participating Organizations, interest income and other expenses. In addition, the Gateway provides an overview of the MPTF Office portfolio and extensive information on individual Funds, including their purpose, governance structure and key documents. By providing easy access to the growing number of narrative and financial reports, as well as related project documents, the Gateway collects and preserves important institutional knowledge and facilitates knowledge sharing and management among UN Organizations and their development partners, thereby contributing to UN coherence and development effectiveness.

## 8. DIRECT COSTS

The Fund governance mechanism may approve an allocation to a Participating Organization to cover costs associated with Secretariat services and overall coordination, as well as Fund level reviews and evaluations. These allocations are referred to as 'direct costs'. The transfer for direct costs for the reporting period amounted to US\$ **2,282,534**. Cumulatively, as of 31 December 2020, US\$ **7,199,397** has been charged as Direct Costs.

**Table 6. Direct Costs**

Participating Organization	Net Funded Amount	Expenditure	Delivery Rate
OCHA	7,199,397	5,205,541	72%
<b>Total:</b>	<b>7,199,397</b>	<b>5,205,541</b>	<b>72%</b>